



US00D863007S

(12) **United States Design Patent**
Lopez

(10) **Patent No.:** **US D863,007 S**

(45) **Date of Patent:** **** Oct. 15, 2019**

- (54) **TRIPLE KNUCKLE EXTENSION**
- (71) Applicant: **Manelsa Inc.**, Tampa, FL (US)
- (72) Inventor: **Luis Ernesto Lopez**, Tampa, FL (US)
- (73) Assignee: **Manelsa Inc.**, Tampa, FL (US)
- (**) Term: **15 Years**
- (21) Appl. No.: **29/649,884**
- (22) Filed: **Jun. 2, 2018**
- (51) **LOC (12) Cl.** **08-05**
- (52) **U.S. Cl.**
USPC **D8/26**
- (58) **Field of Classification Search**
USPC D8/25, 29, 60, 97, 107, 26; 16/110.1;
81/467, 476, 478, 177.1, 177.85, 121.1,
81/124.3, 165-170, 110.1, 176.2, 124.6,
81/176.1, 176.15, 436, 177.2, 186, 480;
192/44, 45, 54.52; D24/133, 145, 147;
606/54, 59, 62, 63, 60, 64
CPC .. B25G 1/00; B25B 1/00; B25B 13/00; B25B
23/00
See application file for complete search history.

7,992,899 B2 * 8/2011 Kirihara B62D 1/16
280/775
D698,637 S * 2/2014 Su D8/397
D746,115 S * 12/2015 Liu D8/25

* cited by examiner

Primary Examiner — Randall H Gholson

(57) **CLAIM**

The ornamental design for a triple knuckle extension, as shown and described.

DESCRIPTION

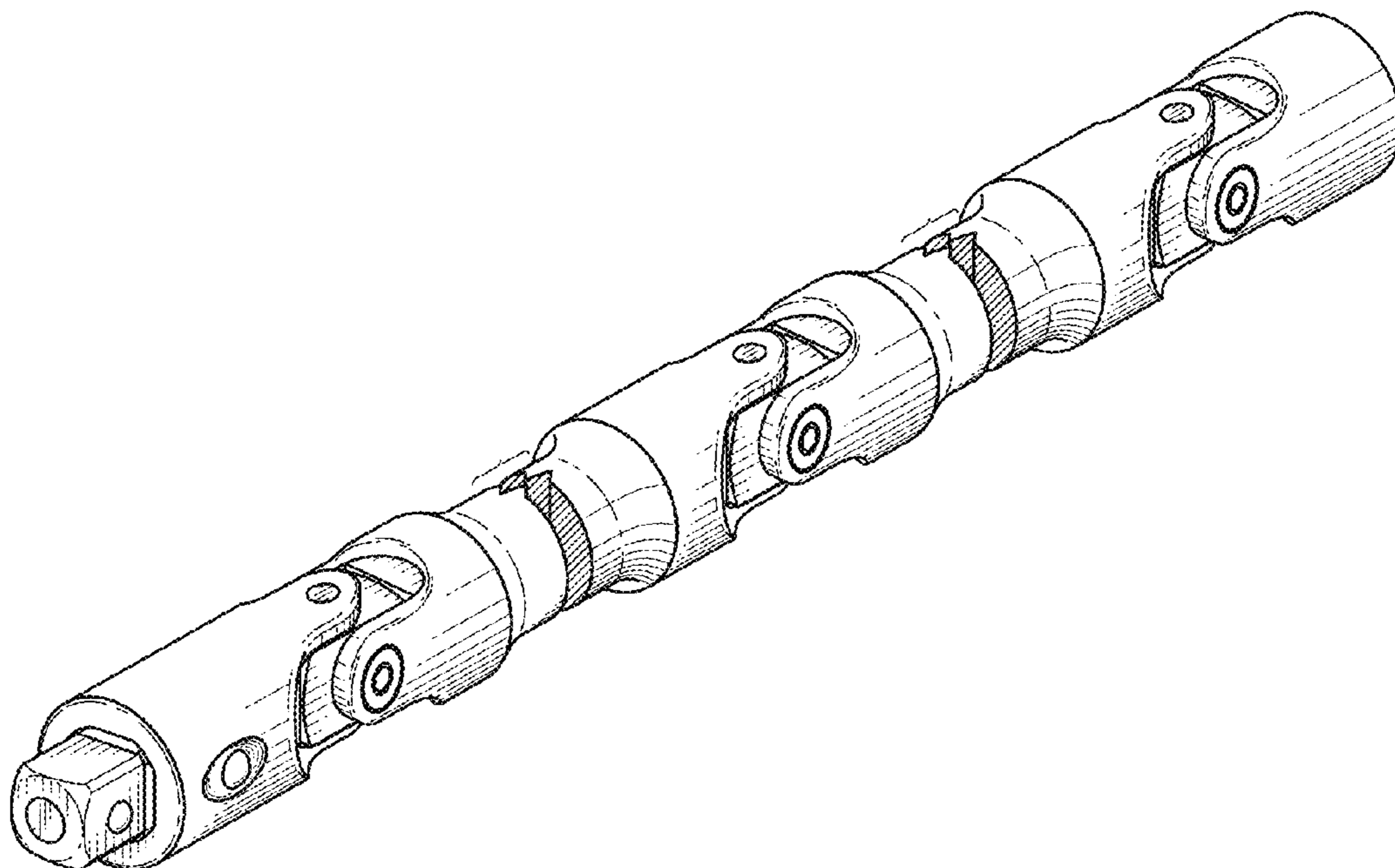
FIG. 1 is a top perspective view of the claimed design for a triple knuckle extension;
 FIG. 2 is a front view thereof;
 FIG. 3 is a rear view thereof;
 FIG. 4 is a right side view thereof;
 FIG. 5 is a left side view thereof;
 FIG. 6 is a top view thereof; and,
 FIG. 7 is a bottom view thereof.
 The article is shown with a symbolic break in its length. The appearance of any portion of the article between the break lines forms no part of the claimed design.

1 Claim, 3 Drawing Sheets

(56) **References Cited**

U.S. PATENT DOCUMENTS

- 3,916,918 A * 11/1975 Spinks A45D 24/00
132/150
- 4,062,125 A * 12/1977 Maag G01B 5/0002
33/501.14



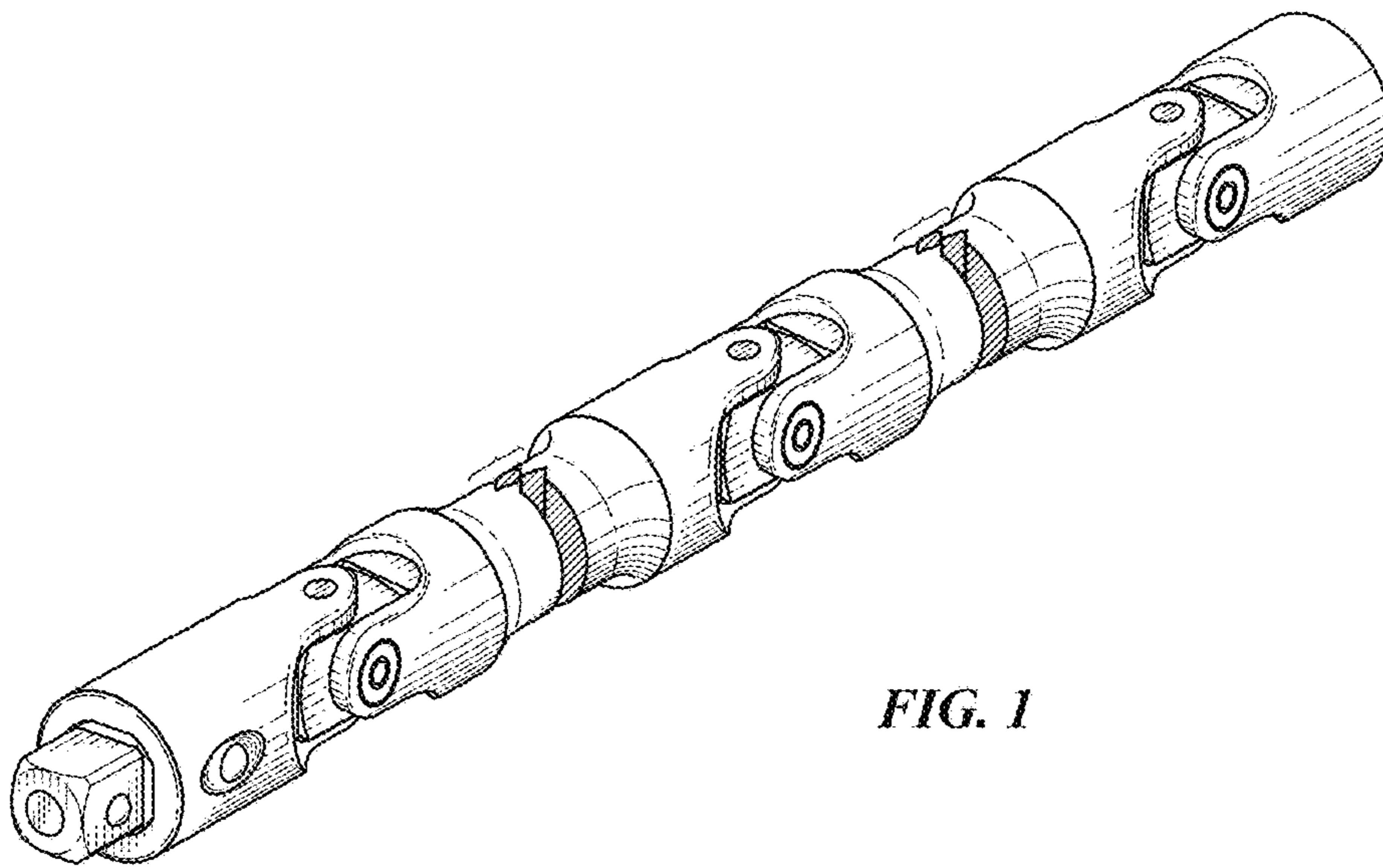


FIG. 1

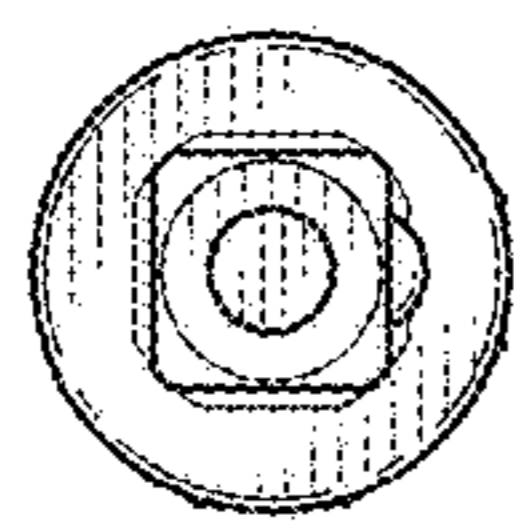


FIG. 2

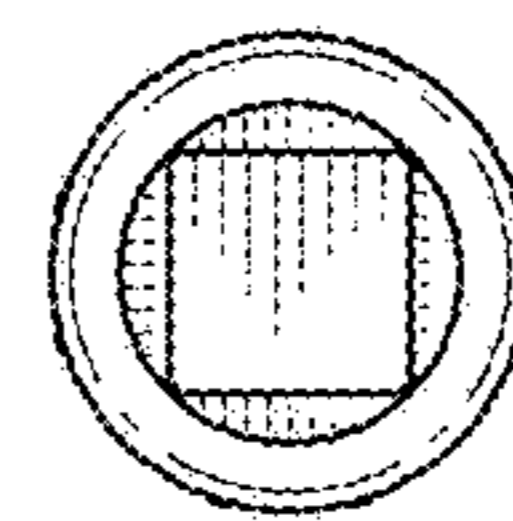


FIG. 3

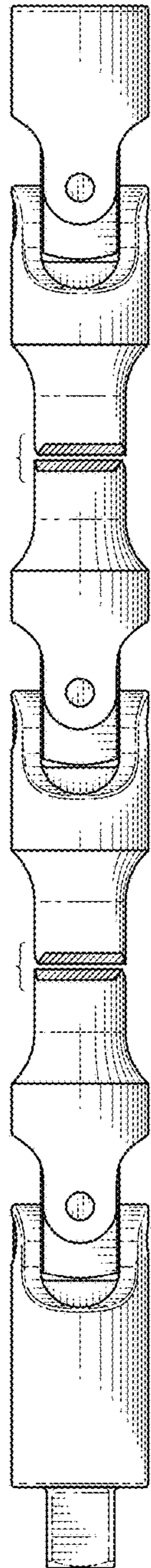


FIG. 4

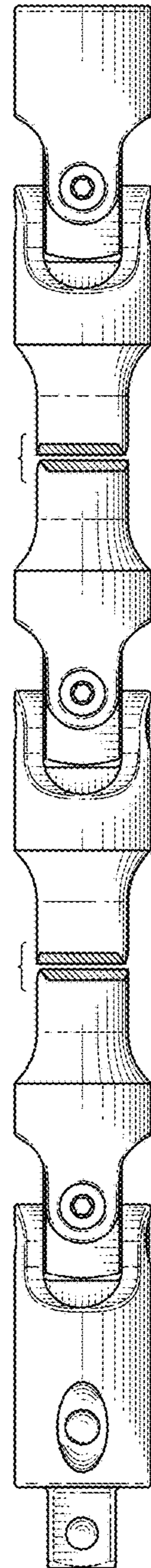


FIG. 5

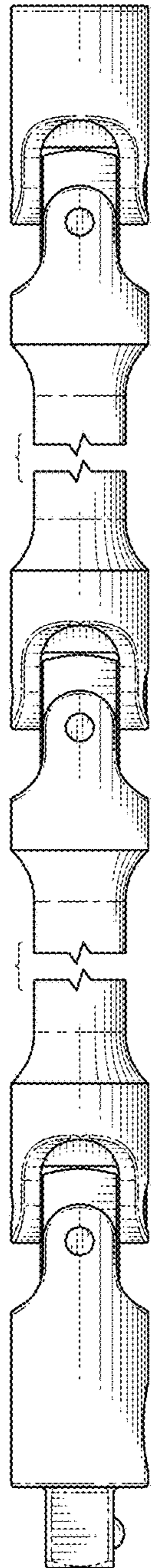


FIG. 6

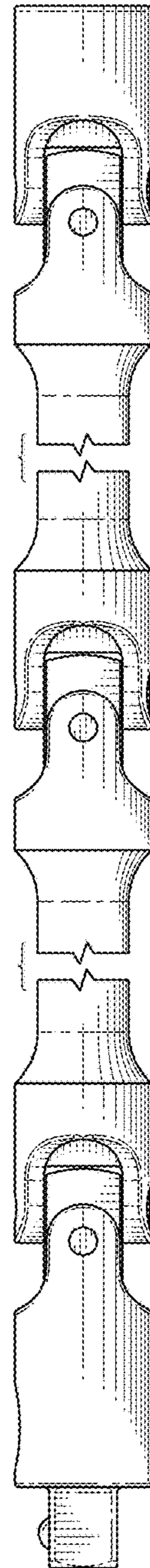


FIG. 7