



US00D862998S

(12) **United States Design Patent** (10) **Patent No.:** **US D862,998 S**  
**Tu** (45) **Date of Patent:** **\*\* Oct. 15, 2019**

(54) **PEPPER GRINDER**  
(71) Applicant: **Hsieh-Min Tu**, Tainan (TW)  
(72) Inventor: **Hsieh-Min Tu**, Tainan (TW)  
(\*\*) Term: **15 Years**  
(21) Appl. No.: **29/643,965**  
(22) Filed: **Apr. 13, 2018**  
(51) **LOC (12) Cl.** ..... **07-04**  
(52) **U.S. Cl.**  
USPC ..... **D7/679**  
(58) **Field of Classification Search**  
USPC ..... D7/679, 590-597, 372, 373; D9/500,  
D9/503, 504  
CPC ... A21C 1/04; A47J 42/34; A47J 42/00; A47J  
42/04; A47J 42/14; A47J 42/18; A47J  
42/24; A47J 42/42; A47J 42/46; A47J  
42/06; A47J 43/044; A47J 43/0722; A47J  
43/06; A47J 43/25; A47J 43/255; A47J  
42/08; A47J 42/40; A24C 5/40; B02C  
18/08; B02C 18/24; B02C 18/16  
See application file for complete search history.

(56) **References Cited**  
U.S. PATENT DOCUMENTS  
4,135,672 A \* 1/1979 Schlessel ..... A47J 42/04  
241/169.1  
5,082,190 A \* 1/1992 Chen ..... A47J 42/08  
241/169.1

5,145,119 A \* 9/1992 Lowe ..... A47G 19/24  
222/142.4  
5,465,871 A \* 11/1995 Robbins, III ..... B65D 47/0814  
222/142.5  
D471,068 S \* 3/2003 Smiszek ..... D7/679  
D486,702 S \* 2/2004 Sorensen ..... D7/679  
D516,879 S \* 3/2006 Pai ..... D7/679  
D530,993 S \* 10/2006 Kolflat ..... D7/679  
D553,450 S \* 10/2007 Sorensen ..... D7/679

\* cited by examiner

*Primary Examiner* — Terry A Wallace

(74) *Attorney, Agent, or Firm* — Rosenberg, Klein & Lee


(57) **CLAIM**

The ornamental design for a pepper grinder, as shown and described.

**DESCRIPTION**

FIG. 1 is a perspective view of a pepper grinder showing my new design;  
FIG. 2 is a front elevational view thereof;  
FIG. 3 is a rear elevational view thereof;  
FIG. 4 is a left side elevational view thereof;  
FIG. 5 is a right side elevational view thereof;  
FIG. 6 is a top plan view thereof; and,  
FIG. 7 is a bottom plan view thereof.  
The broken lines shown in the figures are included for illustrating unclaimed portions of the pepper grinder and form no part of the claimed design.

**1 Claim, 7 Drawing Sheets**



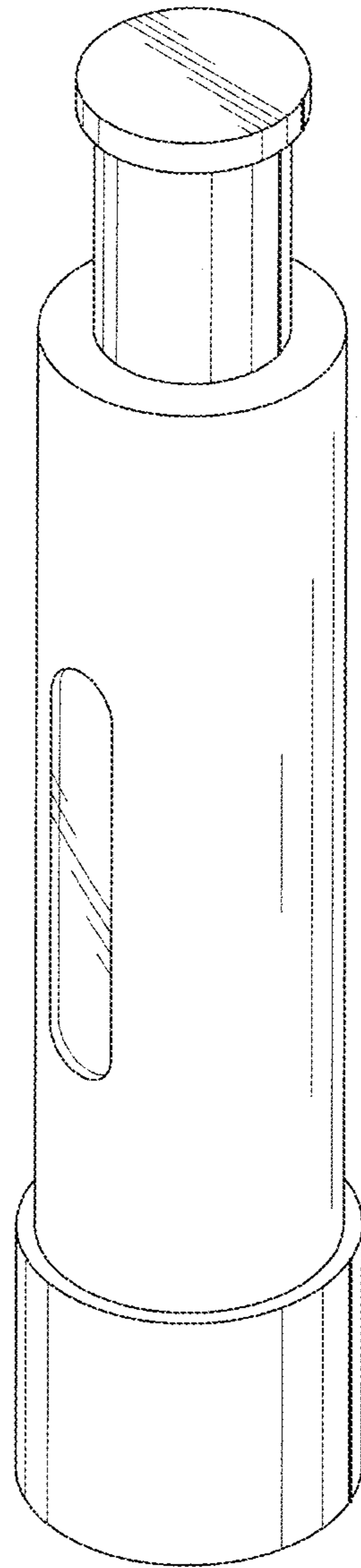


FIG. 1

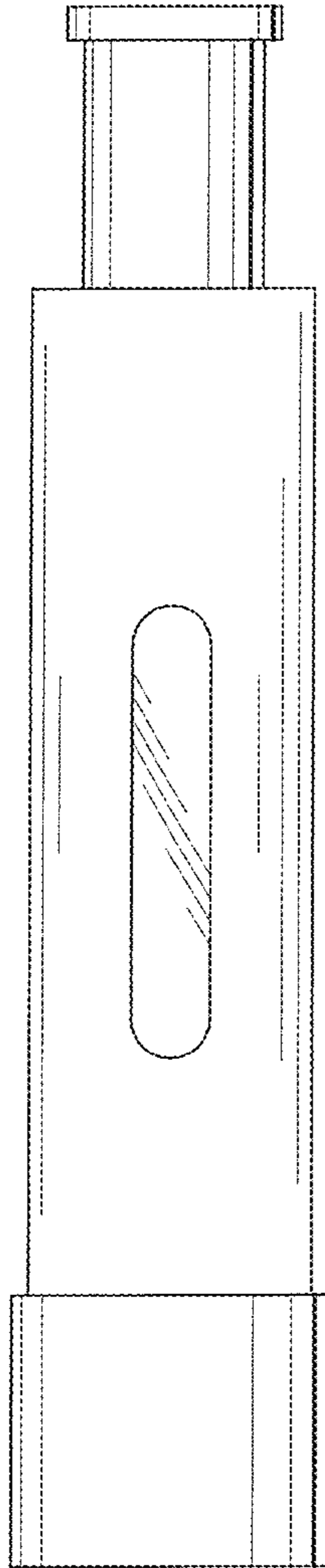


FIG. 2

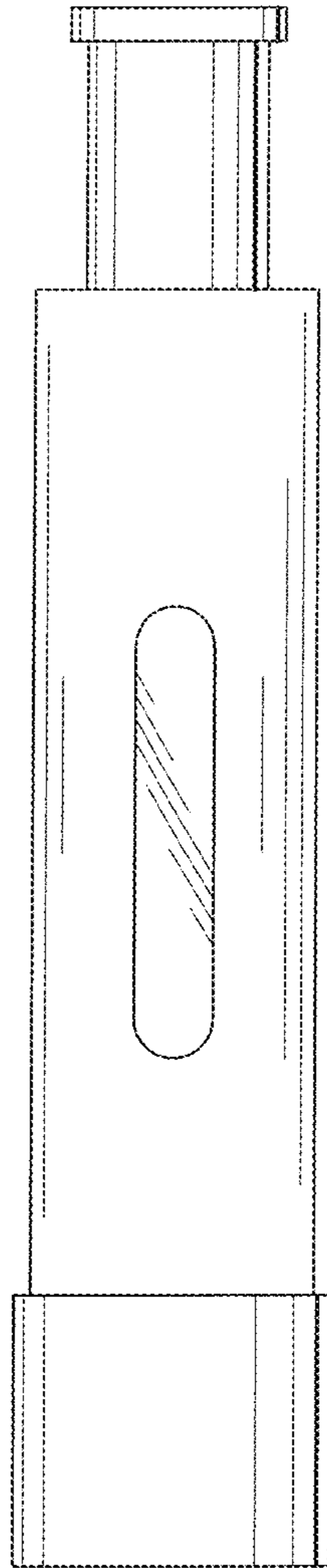


FIG. 3

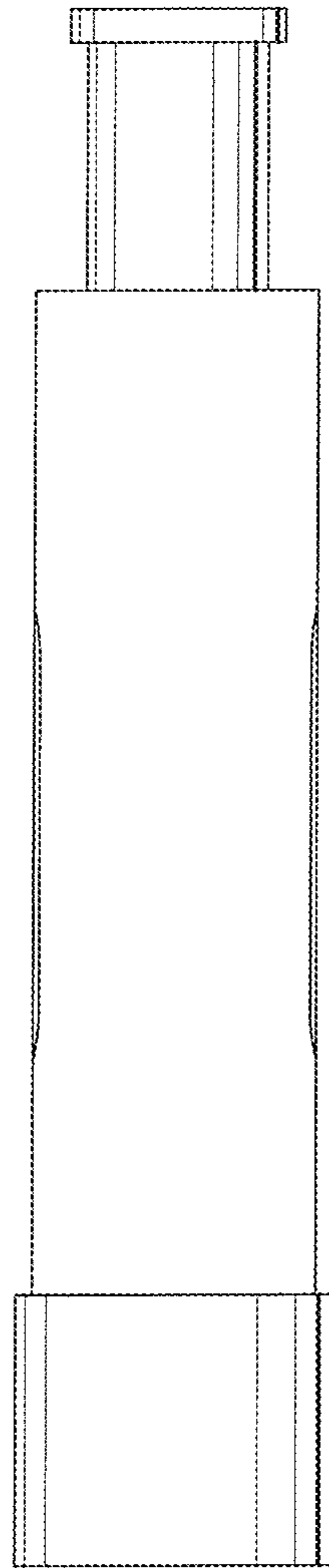


FIG. 4

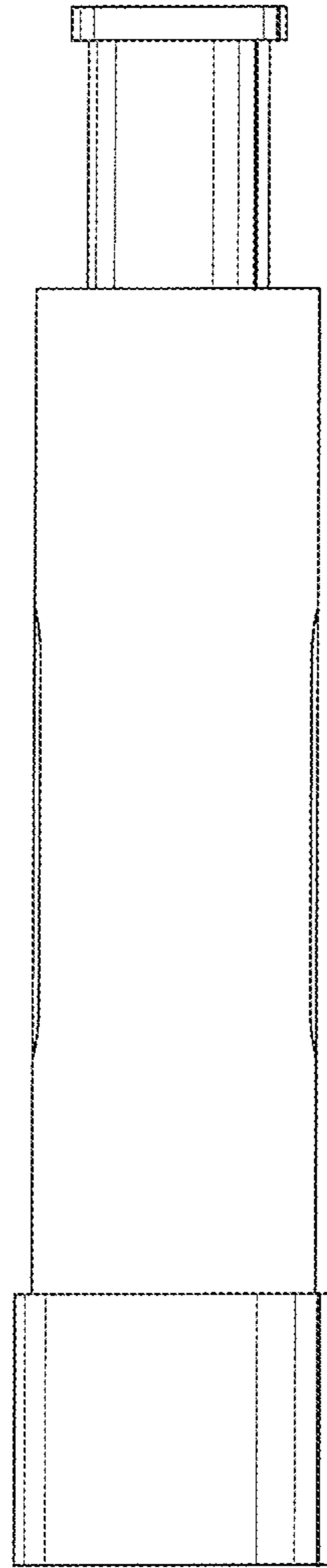


FIG. 5

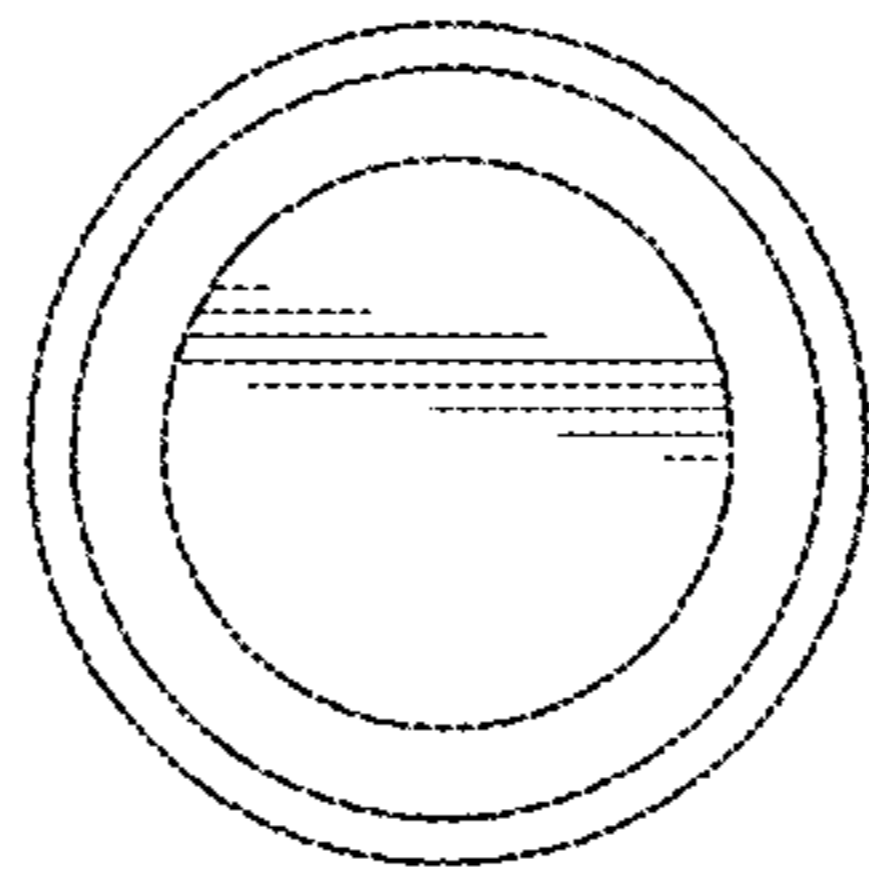


FIG. 6

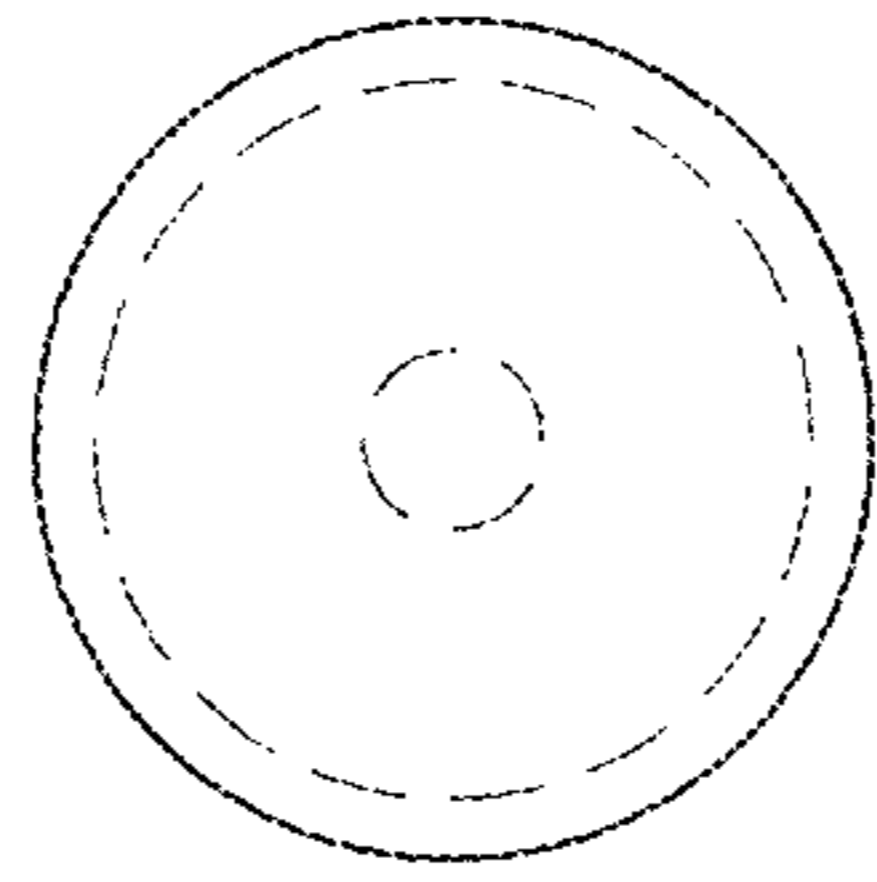


FIG. 7