

US00D862992S

(12) **United States Design Patent** (10) **Patent No.:** **US D862,992 S**
Wong (45) **Date of Patent:** **** Oct. 15, 2019**

(54) **BOTTOM BASE OF VACUUM FLASK**
(71) Applicant: **WBOTTLE LIMITED**, Shatin (HK)
(72) Inventor: **Ning Wong**, Shatin (HK)
(73) Assignee: **WBOTTLE LIMITED**, Hong Kong (CN)

D633,795 S * 3/2011 Cresswell D9/500
D686,078 S * 7/2013 Johnson D9/452
D695,616 S * 12/2013 Li D9/503
D696,116 S * 12/2013 Jacober D9/500
D697,404 S * 1/2014 Johnson D9/500
D702,553 S * 4/2014 Jentzsch D9/500
D726,538 S * 4/2015 Behar D9/500
D799,269 S * 10/2017 Vargo D7/510

* cited by examiner

(**) Term: **15 Years**

Primary Examiner — Terry A Wallace

(21) Appl. No.: **29/614,608**

(74) *Attorney, Agent, or Firm* — Shimokaji IP

(22) Filed: **Aug. 21, 2017**

(51) **LOC (12) Cl.** **07-01**

(57) **CLAIM**

(52) **U.S. Cl.**
USPC **D7/608**

The ornamental design for a bottom base of vacuum flask, as shown and described.

(58) **Field of Classification Search**
USPC D7/605–608, 509–511; D9/500, 503,
D9/504, 516, 529, 558, 763, 764, 772,
D9/779

DESCRIPTION

CPC .. B65D 1/0207; B65D 1/0215; B65D 1/0223;
B65D 1/00; B65D 1/02; B65D 81/3823;
B65D 81/3818; B65D 81/3846; B65D
81/00; B65D 23/00; B65D 23/001; B65D
23/08; B65D 23/0885; B65D 2501/00;
B65D 2501/0009; B65D 79/005; B21D
51/38; A45C 11/20
See application file for complete search history.


FIG. 1 is a front elevation view of a bottom base of vacuum flask showing my new design;
FIG. 2 is a rear elevation view thereof;
FIG. 3 is a left side elevation view thereof;
FIG. 4 is a right side elevation view thereof;
FIG. 5 is a top plan view thereof;
FIG. 6 is a bottom plan view thereof;
FIG. 7 is a first perspective view thereof; and,
FIG. 8 is a second perspective view thereof.
In the drawings, the evenly dashed broken lines showing the remainder of the vacuum flask illustrate features which form no part of the claimed design.

(56) **References Cited**

U.S. PATENT DOCUMENTS

D275,834 S * 10/1984 Slade D9/772
D618,115 S * 6/2010 Huls D9/772

1 Claim, 7 Drawing Sheets






FIG.1




FIG.2



FIG. 3




FIG.4

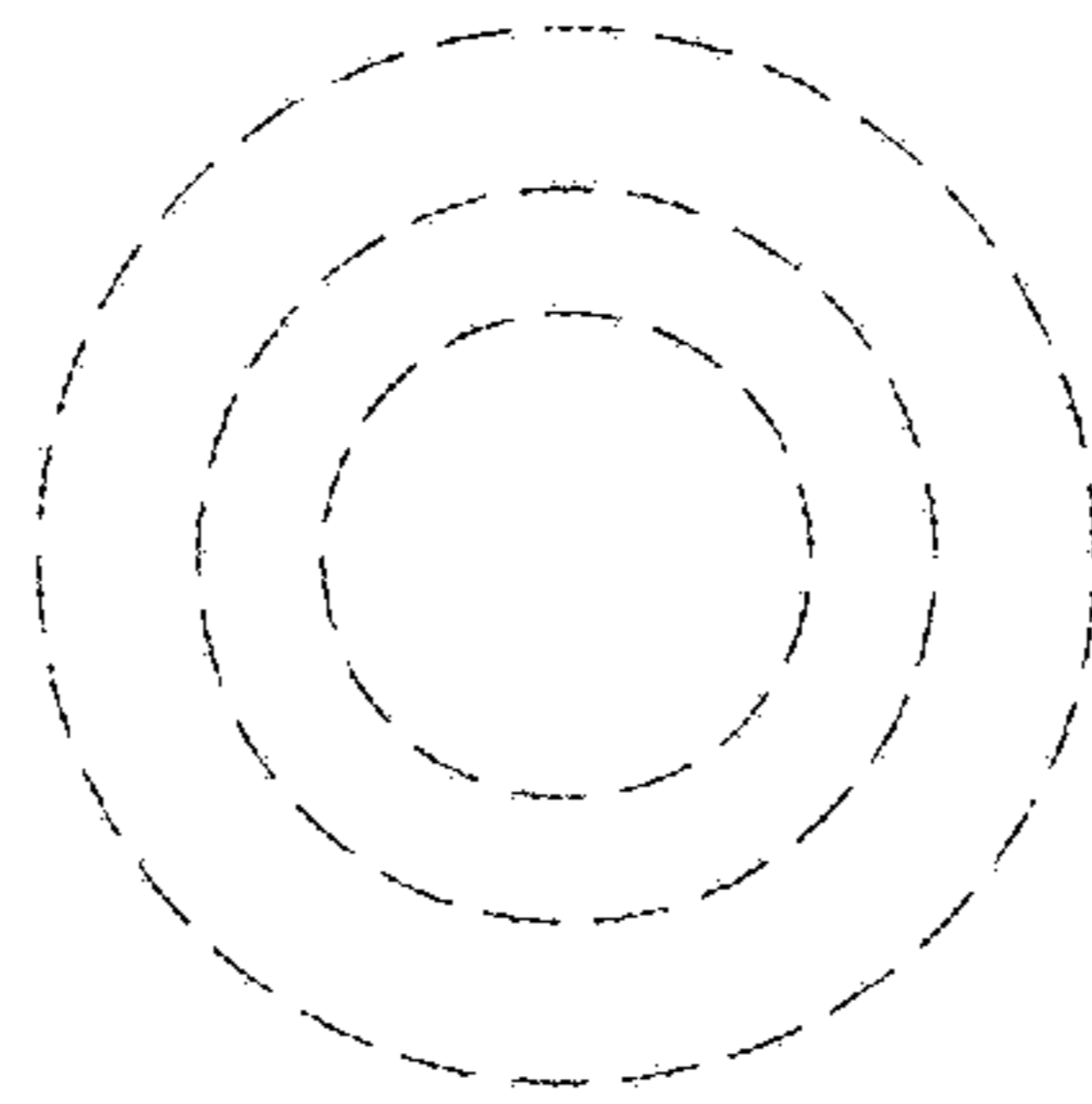


FIG. 5

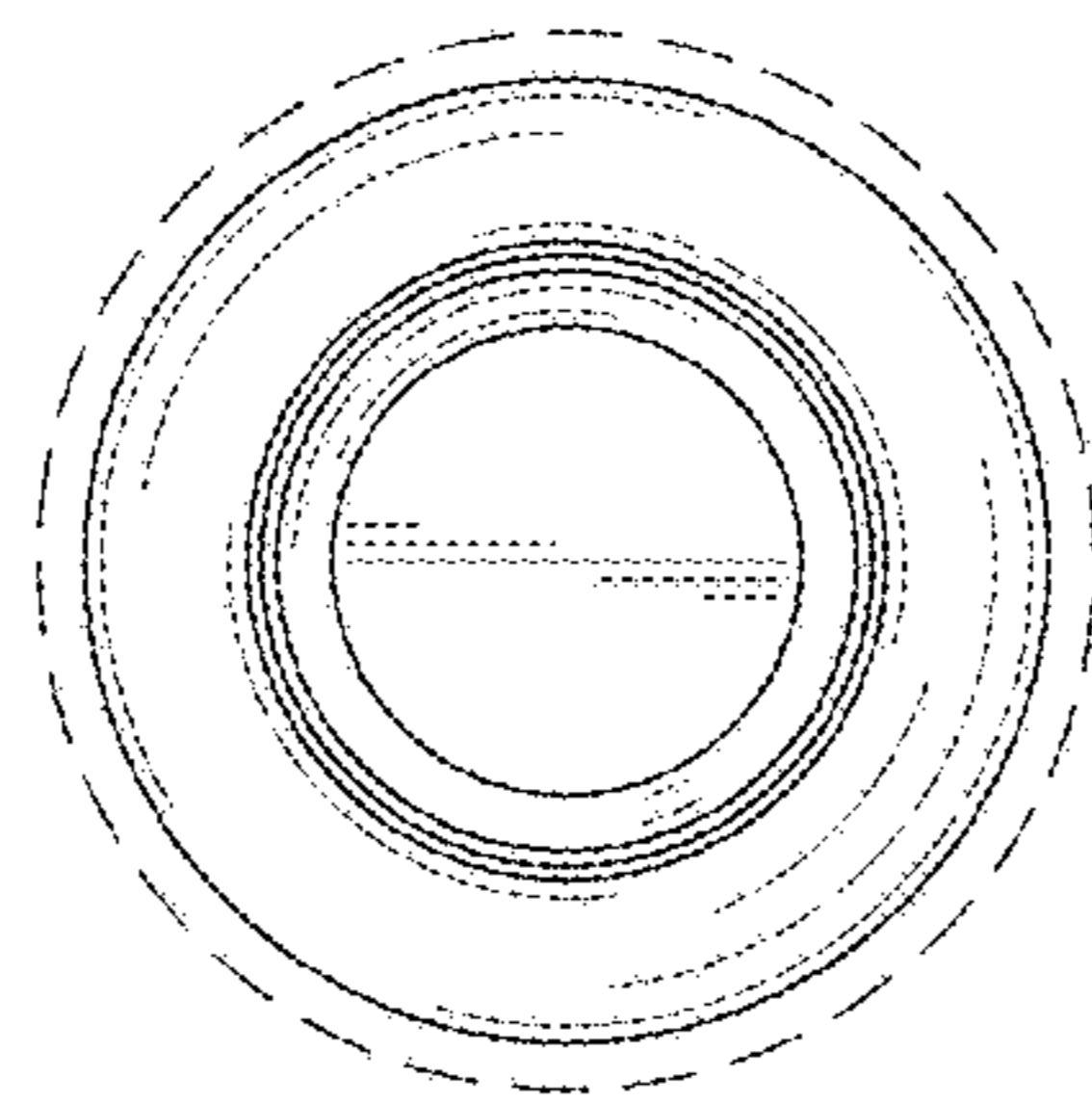


FIG. 6




FIG. 7




FIG.8