



US00D862984S

(12) **United States Design Patent**
Keck et al.

(10) **Patent No.:** **US D862,984 S**

(45) **Date of Patent:** **** Oct. 15, 2019**

(54) **COOKING GRID FOR A GRILL**

(71) Applicant: **R.H. Peterson Co.**, City of Industry,
CA (US)

(72) Inventors: **David E. Keck**, Rancho Cucamonga,
CA (US); **David McCullough**, Rancho
Cucamonga, CA (US); **Boris Gorelik**,
West Hollywood, CA (US); **Jon**
Bridgwater, Shawnee, KS (US)

(73) Assignee: **R.H. PETERSON CO.**, City of
Industry, CA (US)

(**) Term: **15 Years**

(21) Appl. No.: **29/617,131**

(22) Filed: **Sep. 12, 2017**

(51) **LOC (12) Cl.** **07-02**

(52) **U.S. Cl.**

USPC **D7/409**

(58) **Field of Classification Search**

USPC D6/606, 682.4, 703, 706; D7/323, 332,
D7/335-337, 346, 354-355, 359-364,
D7/367, 387-388, 402, 407-409, 698;
D13/122; D23/365

CPC A21B 2/00; A21B 3/00; A21B 3/13; A21B
3/15; A21B 5/00; A21B 5/02; A23N
12/06; A23N 12/08; A23N 12/10; A47J
37/00; A47J 37/04; A47J 37/041; A47J
37/042; A47J 37/06; A47J 37/067; A47J
37/0682; A47J 37/0688; A47J 37/0694;
A47J 37/07; A47J 37/0704; A47J 37/10;
A47J 47/20; A47J 2037/00; A47J
2037/06; A47J 2037/0611; A47J 2037/07;
A47J 2037/0786; A47J 2037/0795; F24C
15/10; F24C 15/12; F24C 15/14; F24C
15/16; F24C 15/164; F24C 15/18; H01M
8/0204; H05B 3/70

See application file for complete search history.

(56) **References Cited**

U.S. PATENT DOCUMENTS

D188,501 S * 8/1960 Wood D7/359
3,308,747 A * 3/1967 Spagnolo A47J 37/067
99/400

(Continued)

Primary Examiner — Ricky Pham

(74) *Attorney, Agent, or Firm* — Arent Fox LLP

(57) **CLAIM**

The ornamental design for a cooking grid for a grill, as
shown and described.

DESCRIPTION

FIG. 1 is a front, top left perspective view of a first
embodiment of a cooking grid for a grill showing our new
design;

FIG. 2 is a top view of the design shown in FIG. 1;

FIG. 3 is a bottom view of the design shown in FIG. 1;

FIG. 4 is a right side perspective view of the design shown
in FIG. 1;

FIG. 5 is a left side view of the design shown in FIG. 1;

FIG. 6 is a front view of the design shown in FIG. 1;

FIG. 7 is a back view of the design shown in FIG. 1;

FIG. 8 is a front, top left perspective view of a second
embodiment of a cooking grid for a grill showing our new
design;

FIG. 9 is a top view of the design shown in FIG. 8;

FIG. 10 is a bottom view of the design shown in FIG. 8;

FIG. 11 is a right side view of the design shown in FIG. 8;

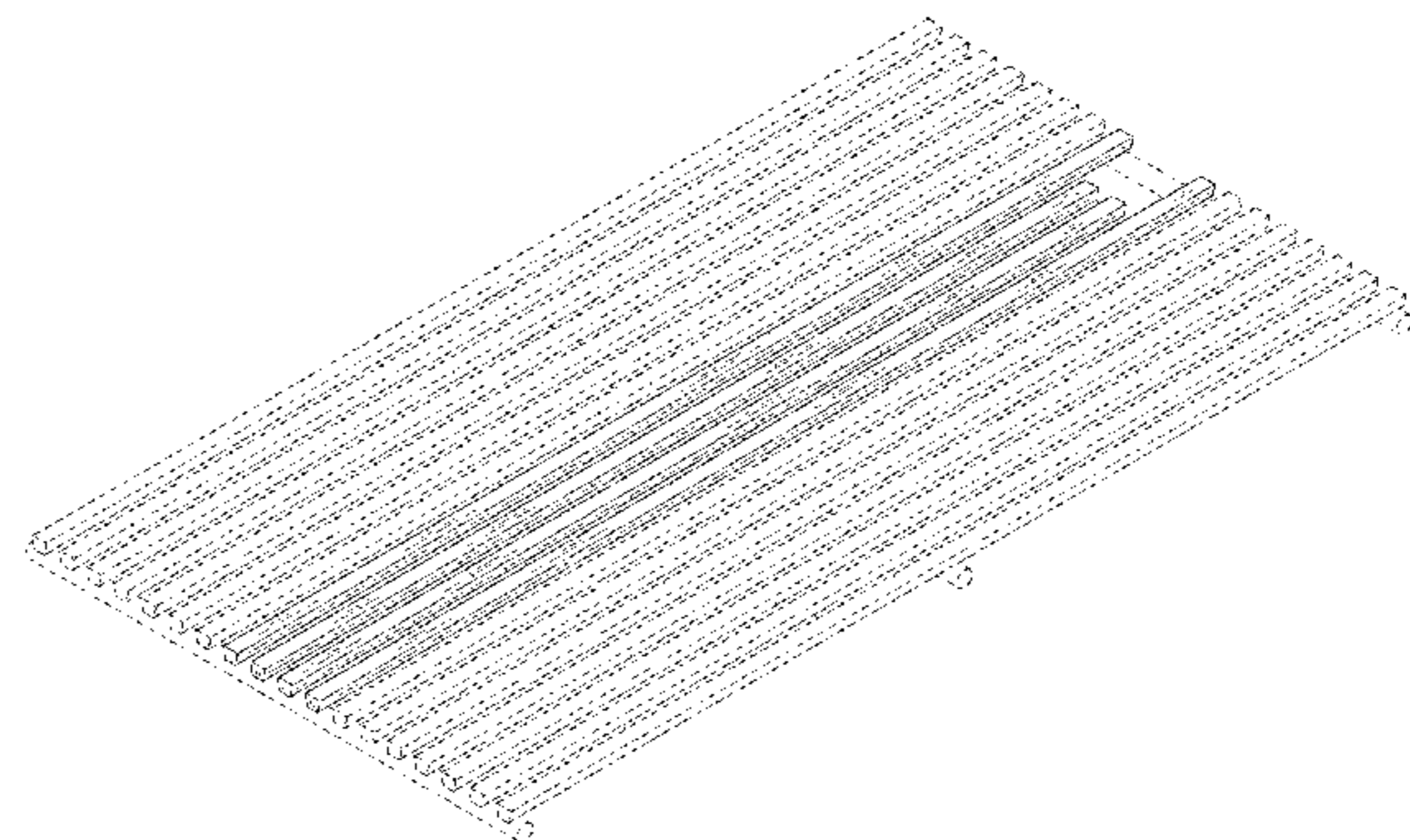

FIG. 12 is a left side view of the design shown in FIG. 8;

FIG. 13 is a front view of the design shown in FIG. 8; and,

FIG. 14 is a back view of the design shown in FIG. 8.

The broken lines in the Figures illustrate portions of the
cooking grid for a grill that form no part of the claimed
design.

1 Claim, 14 Drawing Sheets



(56)

References Cited

U.S. PATENT DOCUMENTS

3,369,481 A * 2/1968 Pappas A47J 37/0682
99/445
4,403,541 A * 9/1983 Berger A47J 37/067
29/433
5,105,725 A * 4/1992 Haglund A47J 37/0704
126/25 R
5,467,691 A * 11/1995 Koziol A47J 37/0694
99/340
D364,995 S * 12/1995 Koziol D7/409
5,488,897 A * 2/1996 Snyder A47J 37/067
99/425
D370,387 S * 6/1996 Dorvall D7/332
D401,451 S * 11/1998 Sherman D6/682.4
D414,074 S * 9/1999 Jalayer D7/363
D616,702 S * 6/2010 Liu D7/409
D623,135 S * 9/2010 Yasumoto D13/122
D655,804 S * 3/2012 Platt D23/365
D673,402 S * 1/2013 Kuzyk D6/703
D678,010 S * 3/2013 Sudmalis D7/698
8,584,580 B2 * 11/2013 Barrett A47J 37/067
126/152 R
D697,337 S * 1/2014 Young D6/596
D701,713 S * 4/2014 Kertesz D6/601
D704,497 S * 5/2014 Nordwall D7/346
8,813,637 B2 * 8/2014 Worton A47J 37/0694
99/445
8,826,809 B2 * 9/2014 Lee H05B 3/70
219/543
D730,110 S * 5/2015 Louloudakis D7/362
D783,327 S * 4/2017 Jackson D6/706
9,814,352 B2 * 11/2017 Ahmed A47J 37/067
2003/0022052 A1 * 1/2003 Kearl H01M 8/0204
429/423

* cited by examiner

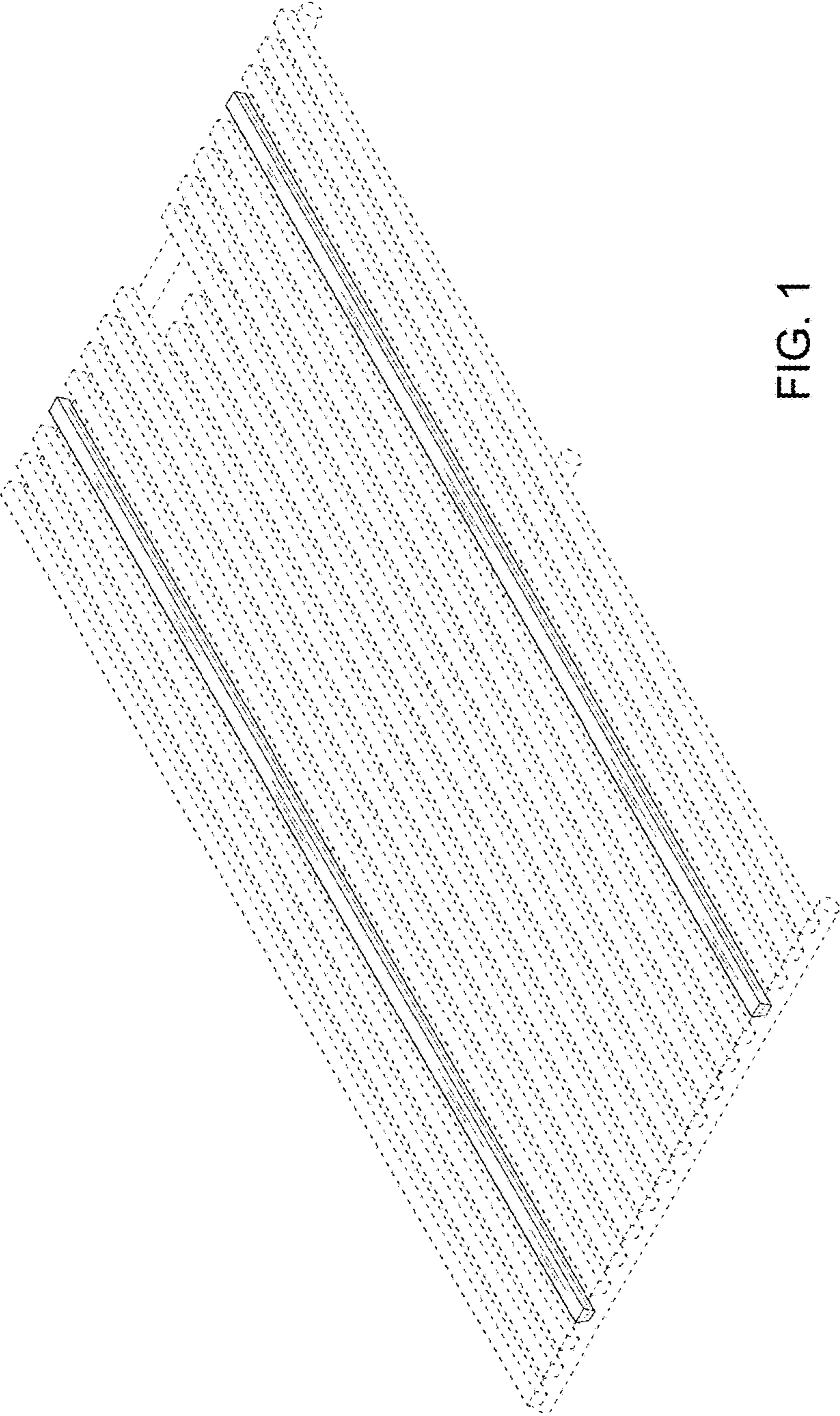


FIG. 1




FIG. 2




FIG. 3

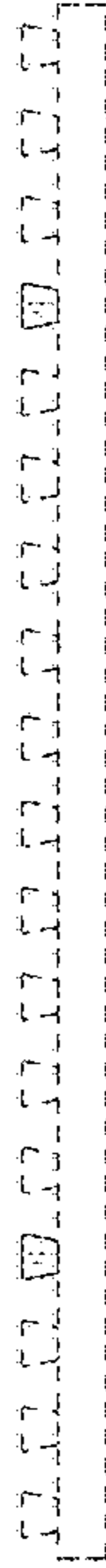


FIG. 4

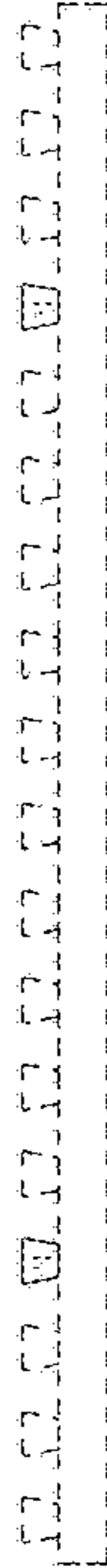


FIG. 5

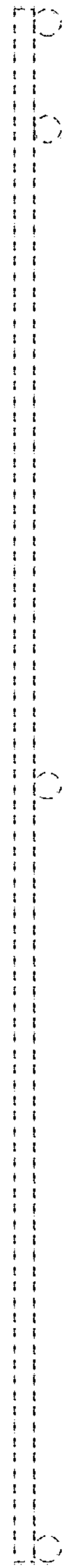


FIG. 6

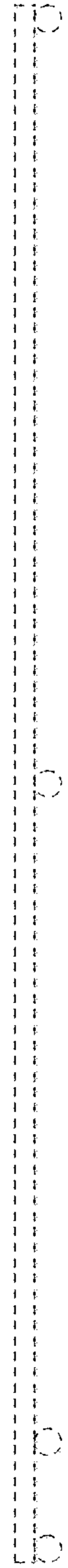


FIG. 7

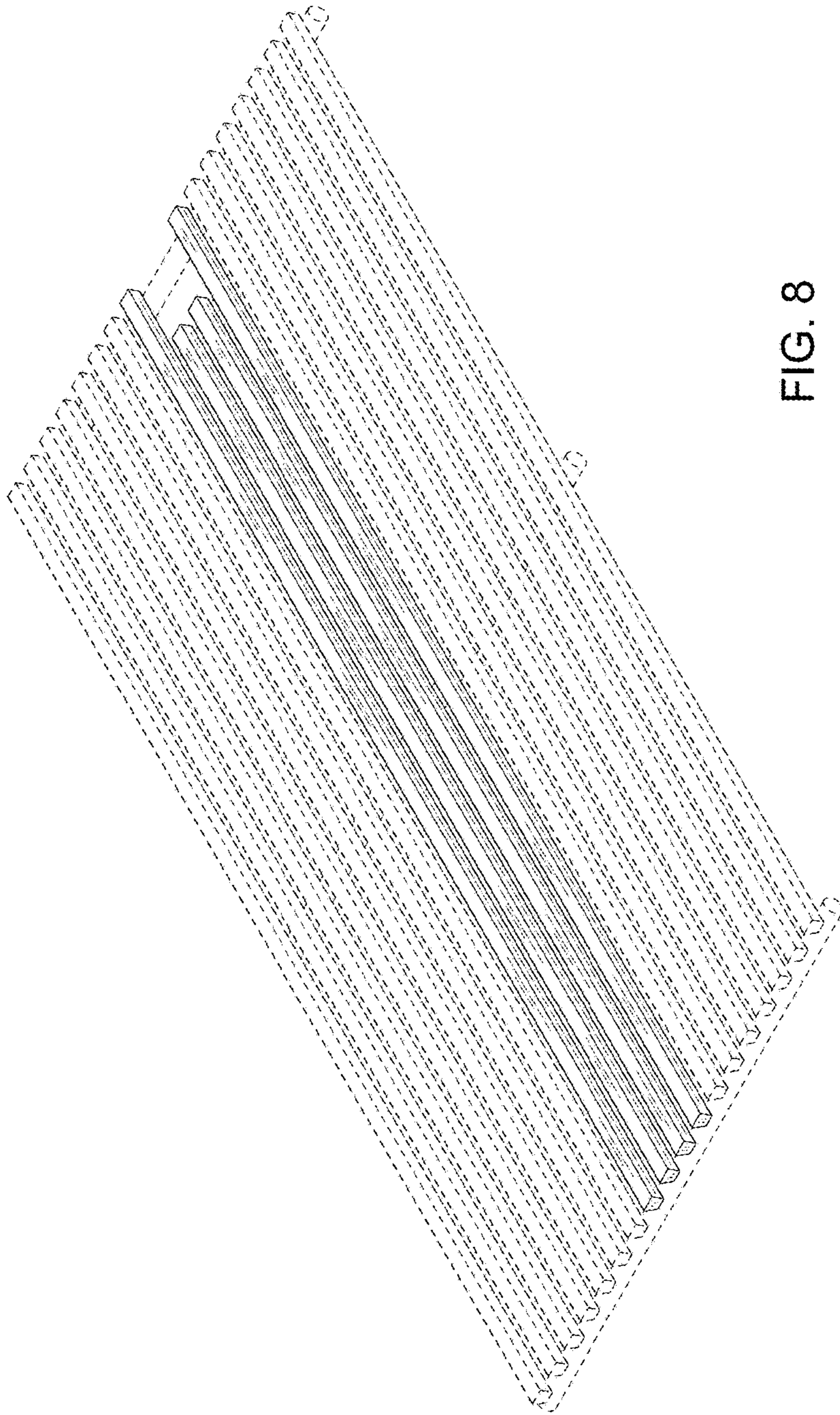


FIG. 8




FIG. 9




FIG. 10



FIG. 11

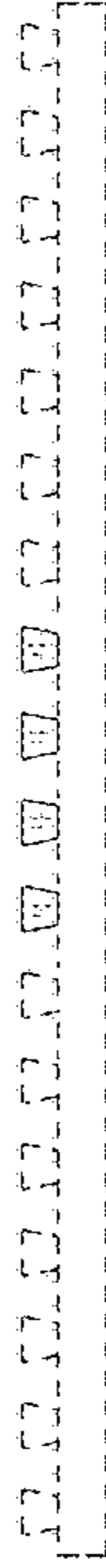


FIG. 12

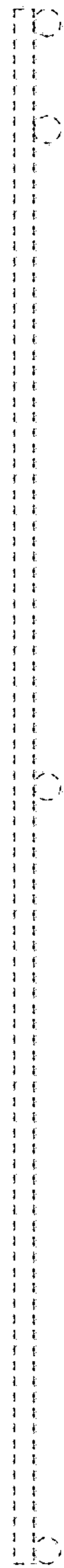


FIG. 13

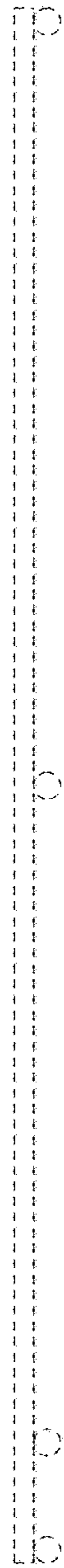


FIG. 14