



US00D862962S

(12) **United States Design Patent**
Gollnick

(10) **Patent No.:** **US D862,962 S**

(45) **Date of Patent:** **** Oct. 15, 2019**

(54) COFFEE MAKER	4,572,060 A *	2/1986	Yung-Kuan	A47J 31/057 99/280
(71) Applicant: K-FEE SYSTEM GMBH , Bergisch Gladbach (DE)	D318,973 S *	8/1991	Hasslacher	D7/308
	5,503,060 A *	4/1996	Morecroft	A47J 31/0573 99/295
(72) Inventor: Carsten Gollnick , Potsdam (DE)	D562,051 S *	2/2008	Hulett	D7/306
	D689,321 S *	9/2013	Nett	D7/309
(73) Assignee: K-FEE SYSTEM GMBH , Bergisch Gladbach (DE)	D720,567 S *	1/2015	Cauwood	D7/306
	D731,911 S *	6/2015	Huang	D10/101
	D739,169 S *	9/2015	Shao	D7/309
(**) Term: 15 Years	D763,613 S *	8/2016	Han	D7/306
	D763,614 S *	8/2016	Han	D7/306
(21) Appl. No.: 29/630,598	D765,454 S *	9/2016	Romandy	D7/309
	D778,098 S *	2/2017	Horimoto	D7/306
(22) Filed: Dec. 21, 2017	D815,871 S *	4/2018	Gollnick	D7/309
	D819,384 S *	6/2018	Gollnick	D7/309

* cited by examiner

Related U.S. Application Data

(62) Division of application No. 29/556,082, filed on Feb. 26, 2016, now Pat. No. Des. 815,871.

(51) **LOC (12) Cl.** **07-01**

(52) **U.S. Cl.**
USPC **D7/309**; D7/311; D7/310

(58) **Field of Classification Search**
USPC D7/305-311, 313; D15/82; 222/129.1,
222/146.6; 99/295

CPC A47J 31/44; A47J 31/4403; A47J 31/46;
A47J 31/4482; A47J 31/369; A47J
31/407; A47J 31/10; A47J 31/467; A47J
31/0615; A47J 31/32; B67D 1/36; B67D
2210/0065; B67D 1/0864; B67D 3/0061

See application file for complete search history.

(56) **References Cited**

U.S. PATENT DOCUMENTS

D267,032 S * 11/1982 Lafontaine D23/207
4,386,556 A * 6/1983 Romey, Sr. A47J 31/0576
222/209

Primary Examiner — Marianne N Pandozzi

(74) *Attorney, Agent, or Firm* — The Dobrusin Law Firm, P.C.

(57) **CLAIM**

The ornamental design for a coffee maker, as shown and described.

DESCRIPTION

FIG. 1 is a front view of a coffee maker showing my new design;

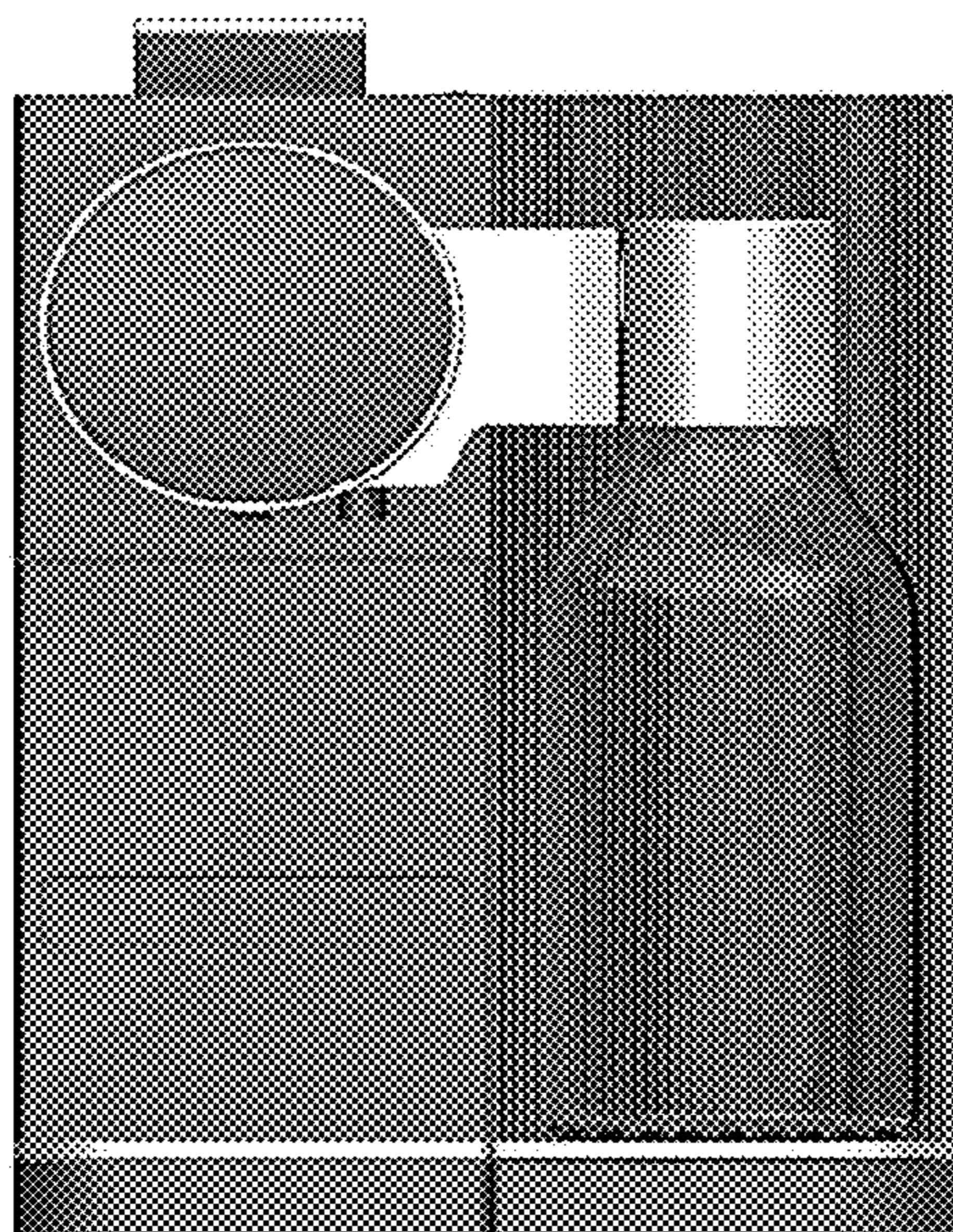
FIG. 2 is a right side view of the coffee maker.

FIG. 3 is a left side view of the coffee maker.

FIG. 4 is a top plan view of the coffee maker of FIG. 1; and,

FIG. 5 is a rear view of the coffee maker of FIG. 1.

1 Claim, 5 Drawing Sheets



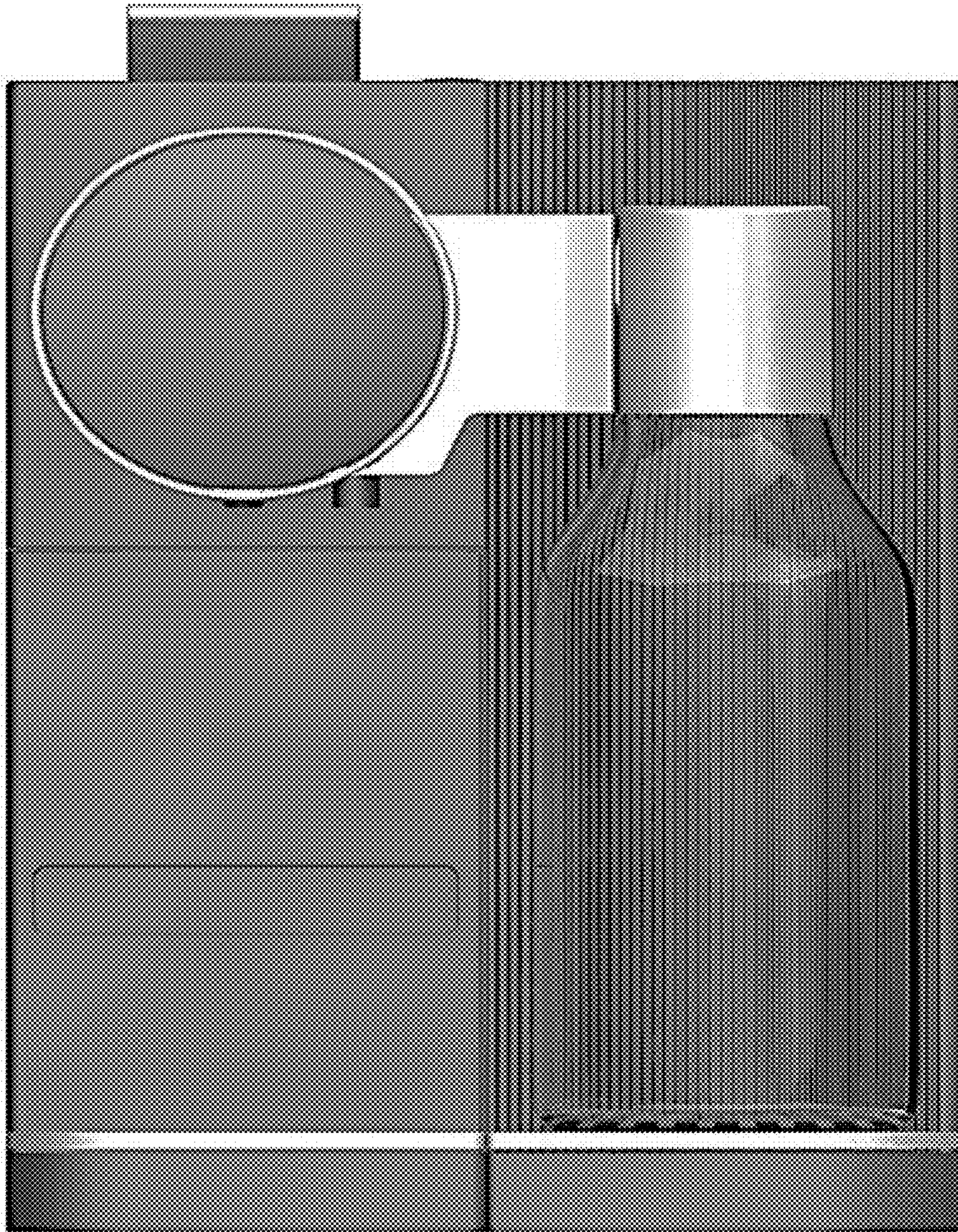


Fig. 1

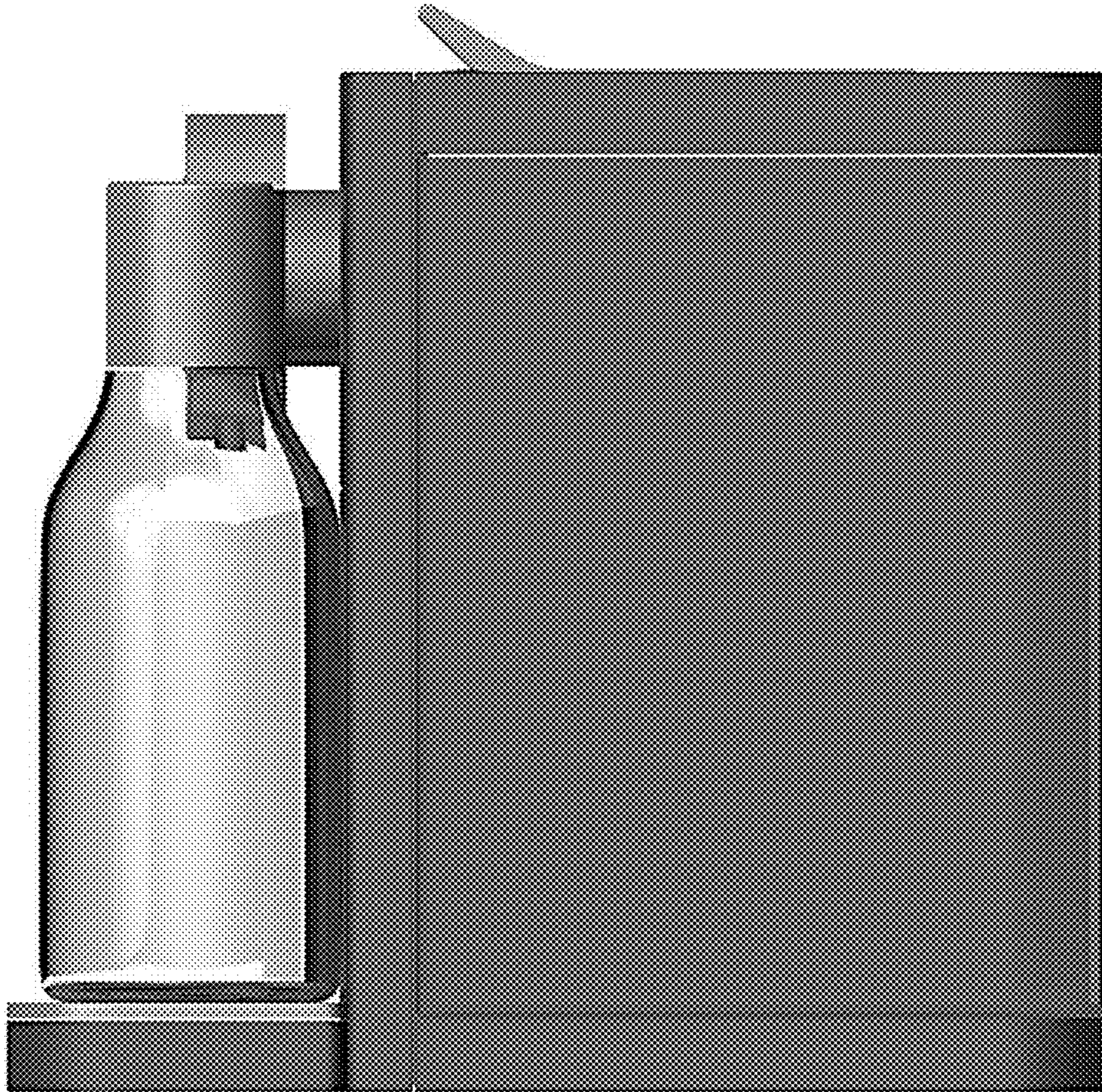


Fig. 2

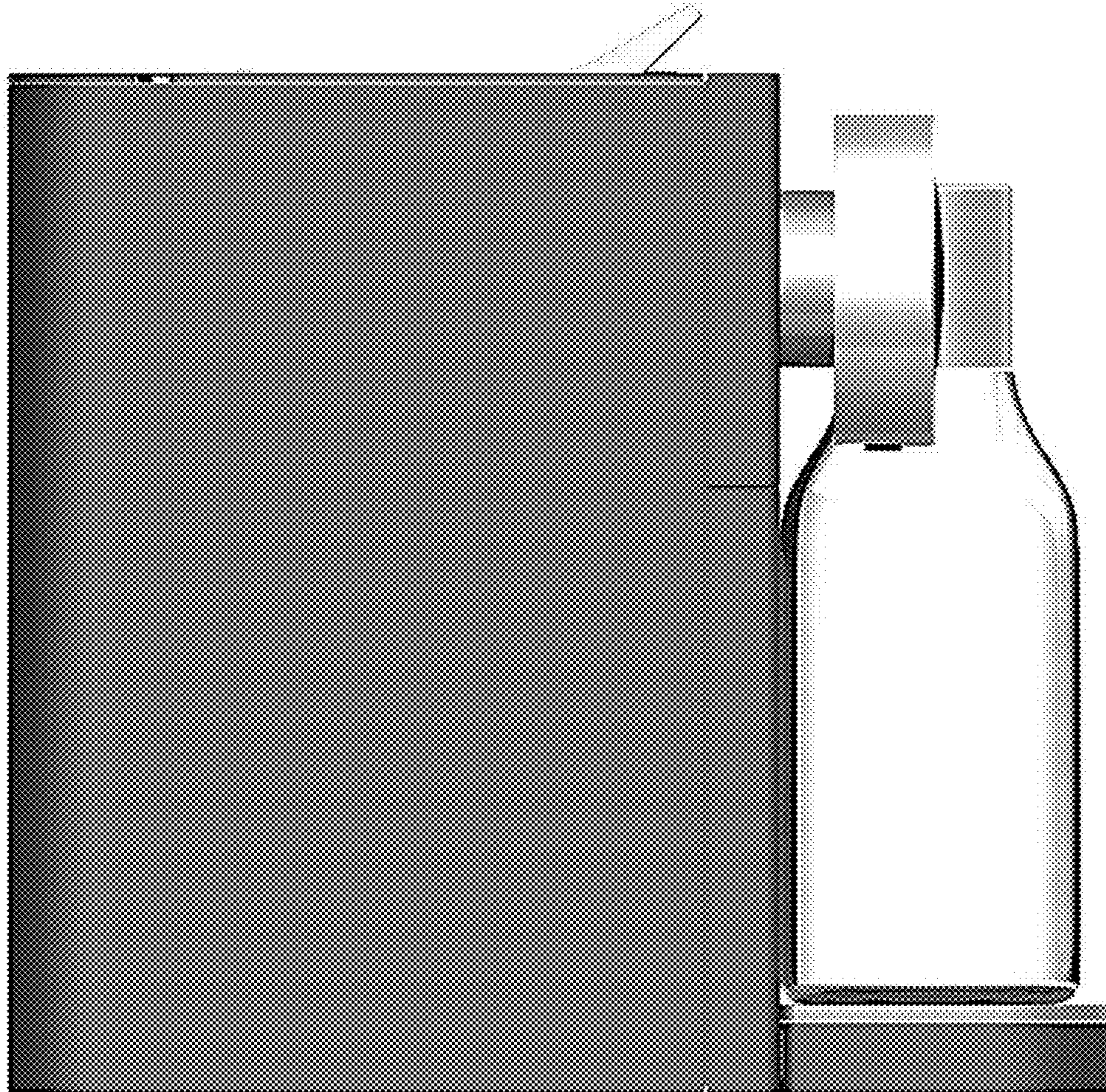


Fig. 3

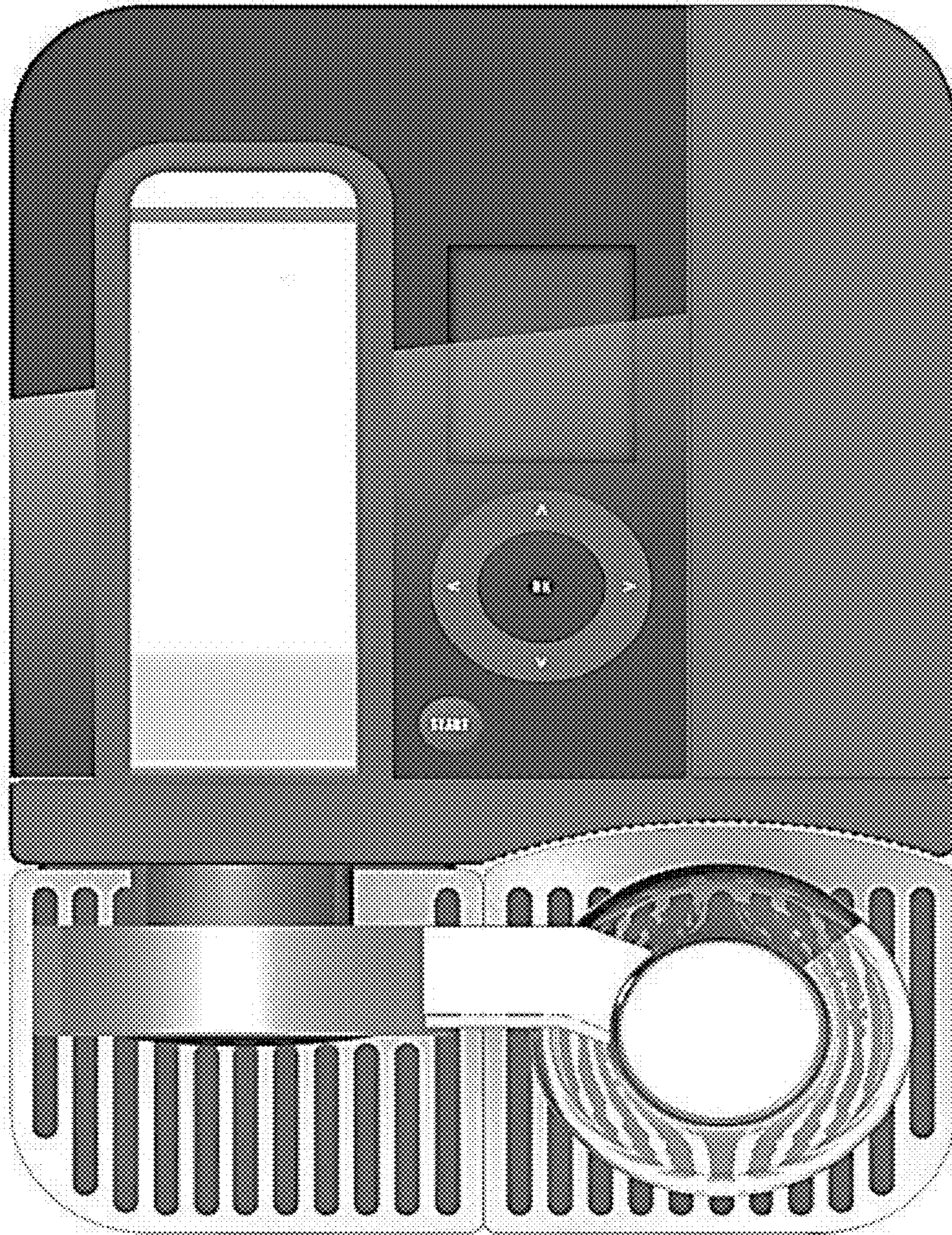


Fig. 4




Fig. 5