



US00D862946S

(12) **United States Design Patent**
Hyland

(10) **Patent No.:** **US D862,946 S**

(45) **Date of Patent:** **** Oct. 15, 2019**

- (54) **FLOORING SAMPLE DISPLAY STAND**
- (71) Applicant: **Timothy Hyland**, Buckley, MI (US)
- (72) Inventor: **Timothy Hyland**, Buckley, MI (US)
- (**) Term: **15 Years**
- (21) Appl. No.: **29/650,005**
- (22) Filed: **Jun. 4, 2018**
- (51) **LOC (12) Cl.** **06-04**
- (52) **U.S. Cl.**
USPC **D6/672**
- (58) **Field of Classification Search**
USPC D6/641, 648, 648.1, 656, 656.11, 656.12,
D6/672, 675, 675.4, 681, 681.2, 700
CPC A47F 5/00; A47F 5/0018; A47F 5/0031;
A47F 5/0037; A47F 5/01; A47F 5/12;
A47F 5/13; A47F 7/00; A47F 7/163;
A47F 7/16; A47F 7/175; A47F 7/0042;
A47F 7/024
See application file for complete search history.

- 4,726,556 A * 2/1988 Weir A47B 27/18
248/454
- D295,931 S * 5/1988 Bezzerides D6/675.2
- 4,756,430 A * 7/1988 Spamer A47F 7/16
108/108
- 4,757,906 A 7/1988 Ovitz, III
- D303,462 S 9/1989 Schouten
- 4,895,381 A * 1/1990 Farlow A47F 7/30
108/106
- D306,105 S * 2/1990 Newhouse D6/656.11
- 5,027,956 A * 7/1991 Lotufo A47F 7/163
211/45
- D331,336 S * 12/1992 Keong D18/59
- D353,926 S * 12/1994 Aguilar D34/21
- D357,826 S * 5/1995 Fiddament D6/672
- 5,417,168 A * 5/1995 Soper A47B 3/00
108/116
- D382,904 S * 8/1997 Comeaux D19/90
- D385,727 S * 11/1997 Chang D6/691.8

(Continued)

OTHER PUBLICATIONS

Photograph of product believed to have been disclosed on or before Jun. 3, 2017.

Primary Examiner — John Windmuller

Assistant Examiner — Steven J Czyz

(74) *Attorney, Agent, or Firm* — Gardner Linn

(56) **References Cited**

U.S. PATENT DOCUMENTS

- 1,378,692 A * 5/1921 Leffel A47F 7/16
211/47
- D143,125 S * 12/1945 Brinkema et al. D6/675.1
- D171,677 S * 3/1954 Adler et al. 211/40
- 2,857,228 A * 10/1958 Koett A47B 23/046
108/115
- 3,595,404 A * 7/1971 Goldstein A47F 5/0031
211/106
- 4,194,307 A 3/1980 Payne
- 4,248,161 A * 2/1981 Adair A47B 27/02
108/6
- 4,313,589 A * 2/1982 Vega A47B 23/04
248/444.1
- D269,395 S * 6/1983 Kapp D6/656.12
- 4,431,156 A * 2/1984 Mena A47B 23/007
248/445
- D292,765 S * 11/1987 Esslinger D6/656.11

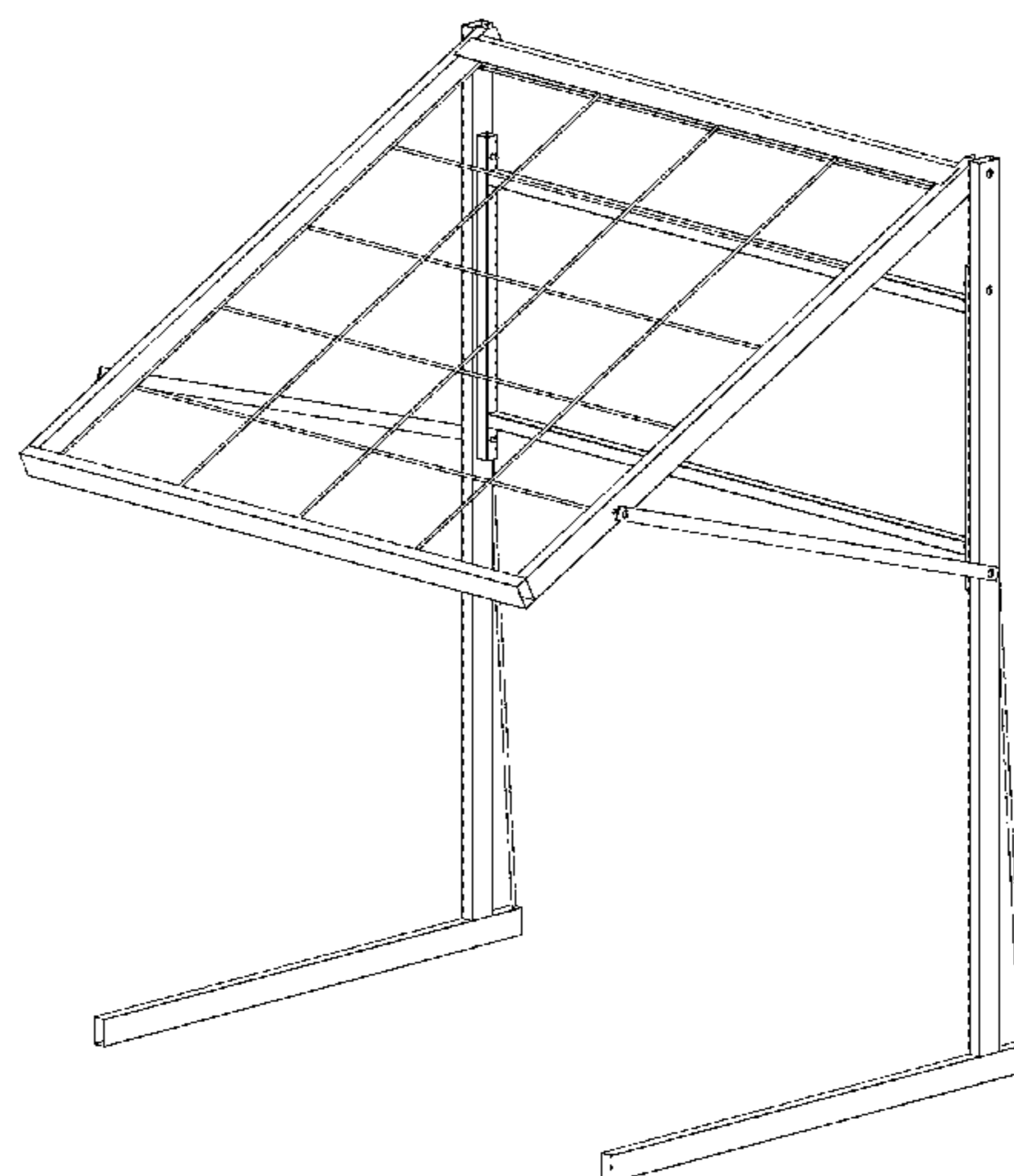
(57) **CLAIM**

The ornamental design for a flooring sample display stand, as shown and described.

DESCRIPTION

FIG. 1 is a front perspective view of a flooring sample display stand showing my new design; FIG. 2 is a front elevation thereof; FIG. 3 is a top plan view thereof; FIG. 4 is a left side elevation thereof; and, FIG. 5 is a right side elevation thereof.

1 Claim, 3 Drawing Sheets



(56)

References Cited

U.S. PATENT DOCUMENTS

D393,512 S *	4/1998	Van de Oudeweetering	D34/21	D617,113 S *	6/2010	Wenning	D6/672
D393,513 S *	4/1998	van de Oudeweetering	D34/21	D622,977 S *	9/2010	Wade	D6/675.4
D398,458 S *	9/1998	Martell	D6/656.11	D627,178 S *	11/2010	Adams	D6/656.12
D415,910 S *	11/1999	Chang	D6/656	D635,797 S *	4/2011	Xingyin	D6/656.11
6,286,689 B1	9/2001	Sherwood et al.		D638,638 S *	5/2011	Fitzpatrick	D6/656.11
D456,635 S *	5/2002	Porsbo	D6/672	D640,485 S *	6/2011	Dugger	D6/681.1
D464,509 S *	10/2002	Malizia	D6/672	D660,614 S *	5/2012	Palmeiri	D6/681
D470,336 S *	2/2003	Malizia	D6/672	D672,166 S *	12/2012	Newman	D6/672
D495,531 S *	9/2004	Allshouse	D6/672	8,464,879 B2 *	6/2013	Black, Jr.	A47F 7/0014 211/181.1
D498,087 S *	11/2004	Stein	D6/679	D729,554 S *	5/2015	Denby	D6/681
6,811,046 B2 *	11/2004	Stein	A47F 5/02 211/10	9,125,503 B2	9/2015	Hawkins	
D500,416 S *	1/2005	Sparkowski	D6/672	D752,908 S *	4/2016	McGrath	D19/91
7,266,933 B2 *	9/2007	Pasek	E04B 9/006 248/454	D791,519 S	7/2017	Jordan et al.	
D564,253 S *	3/2008	Daubon	D6/656.11	9,936,803 B2 *	4/2018	Shivers	A47B 23/007
				D841,372 S *	2/2019	Murthy	D6/675.4
				2002/0033373 A1 *	3/2002	Robertson	A47F 1/12 211/59.2
				2012/0260830 A1 *	10/2012	Luiten	A47B 21/0073 108/6

* cited by examiner

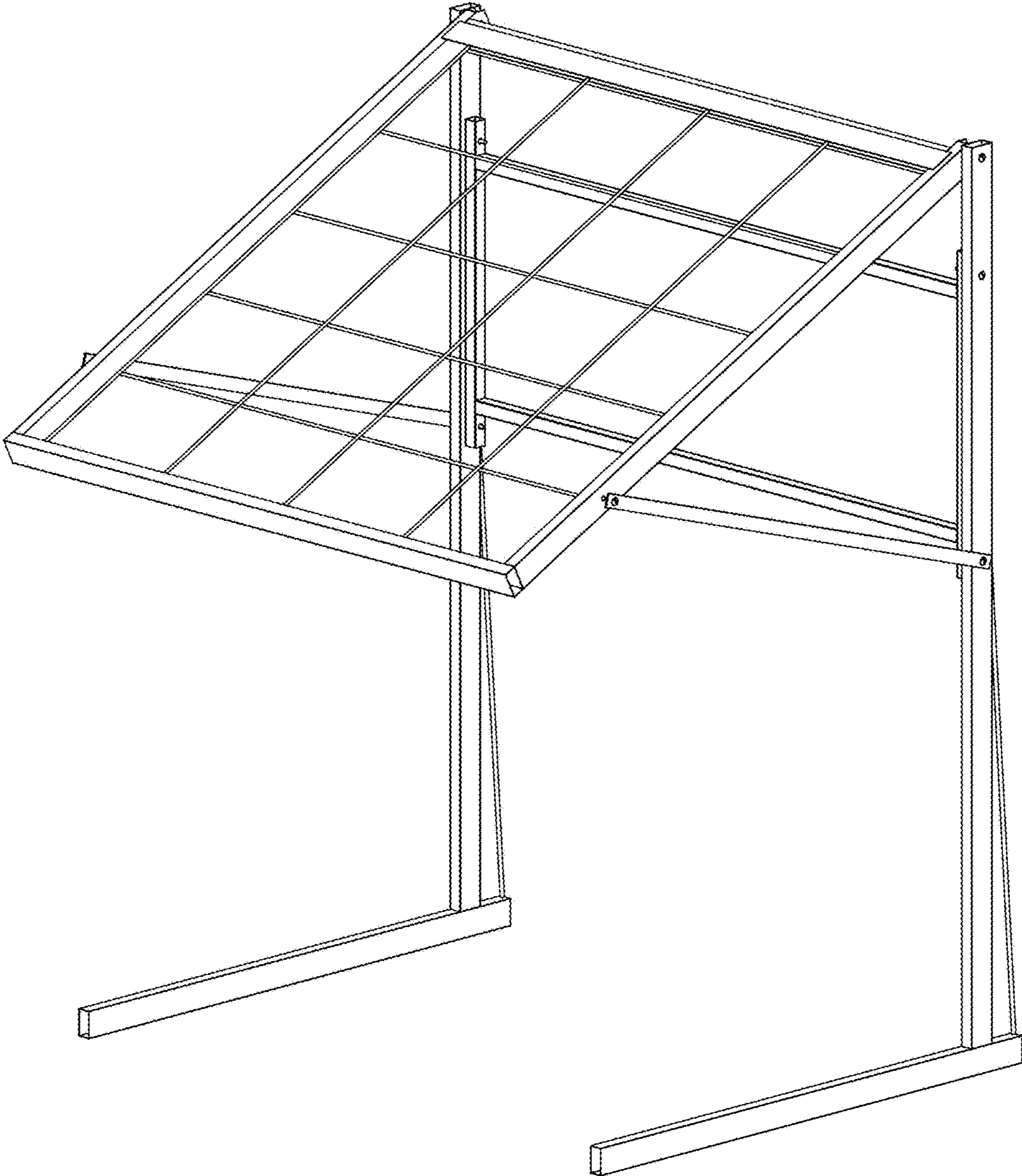


FIG. 1

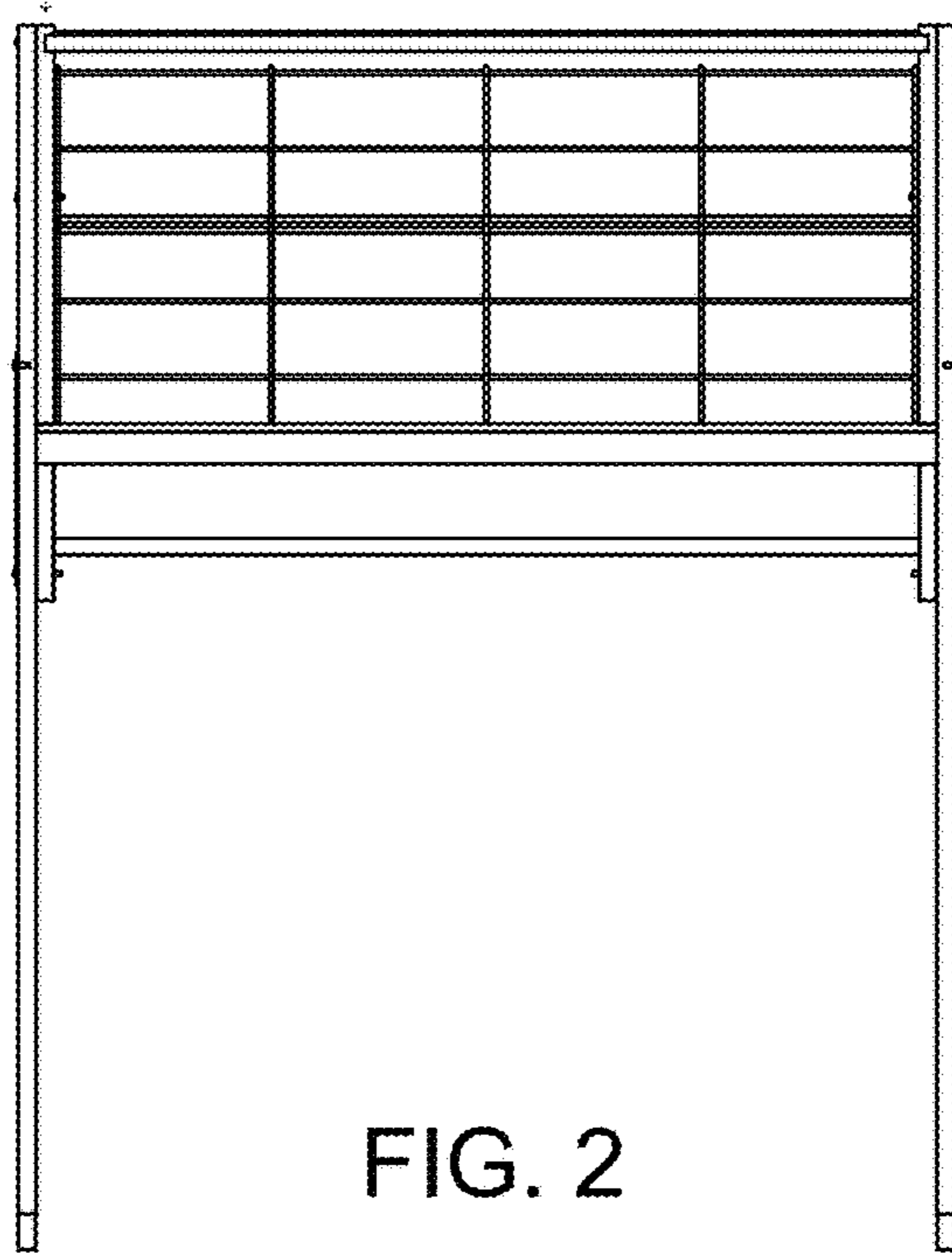


FIG. 2




FIG. 3

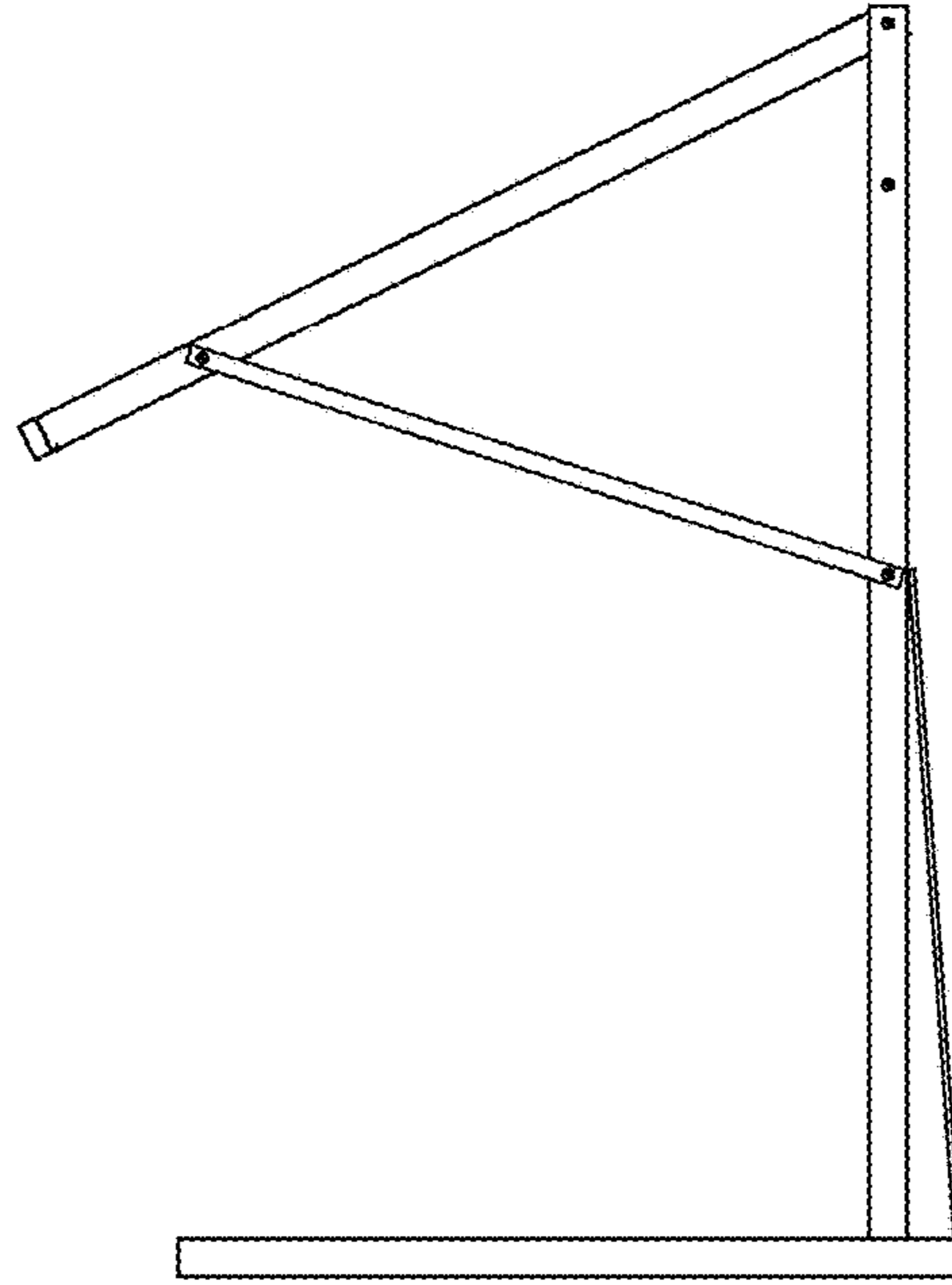


FIG. 4

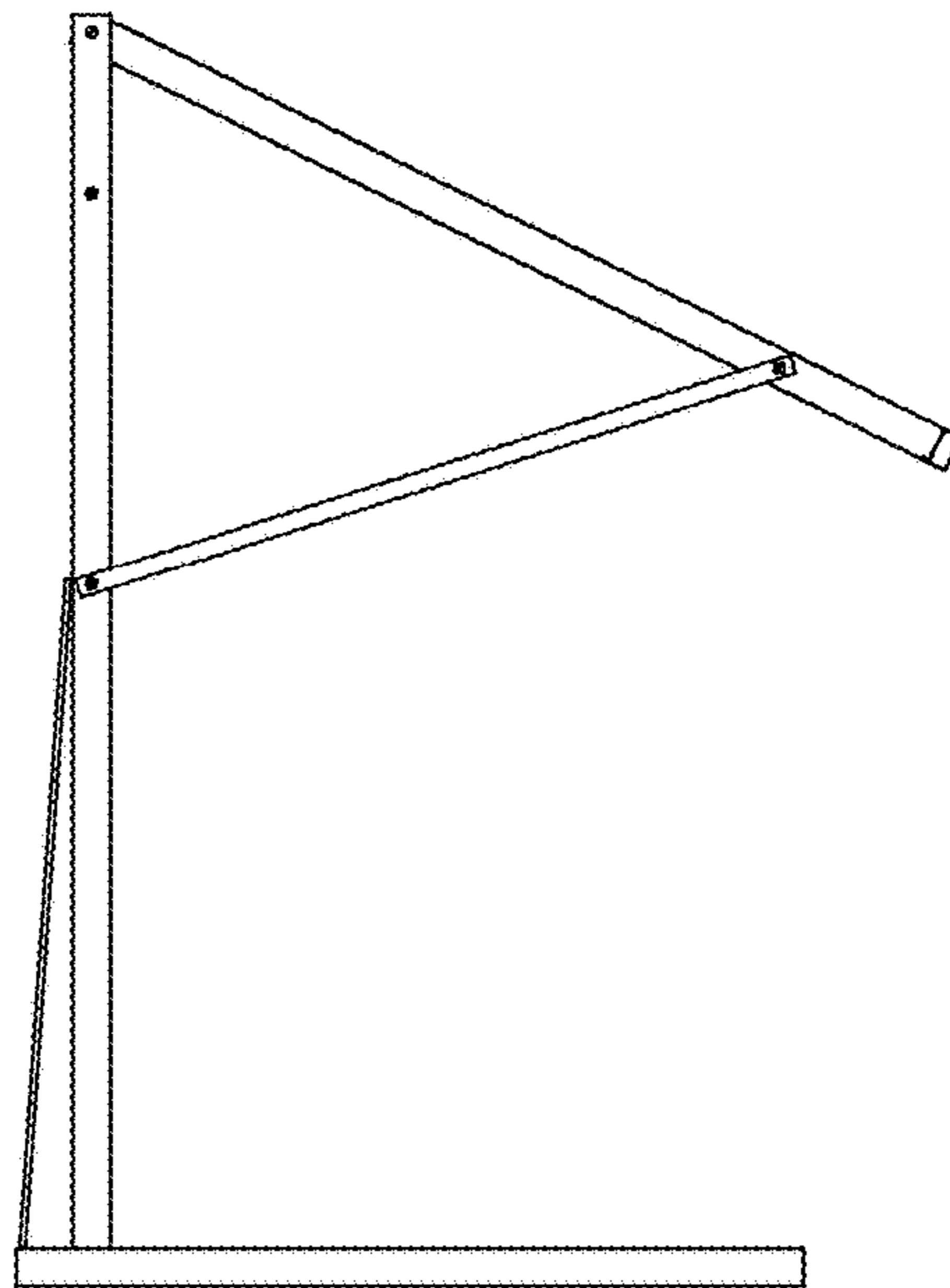


FIG. 5