



US00D862932S

(12) **United States Design Patent** (10) **Patent No.:** **US D862,932 S**
Zanki et al. (45) **Date of Patent:** **** *Oct. 15, 2019**

(54) **SUPPORT APPARATUS**

(71) Applicants: **Logan Zanki**, Wilmington, NC (US);
Kathleen Zanki, Wilmington, NC (US)

(72) Inventors: **Logan Zanki**, Wilmington, NC (US);
Kathleen Zanki, Wilmington, NC (US)

(*) Notice: This patent is subject to a terminal disclaimer.

(**) Term: **15 Years**

(21) Appl. No.: **29/658,402**

(22) Filed: **Jul. 31, 2018**

Related U.S. Application Data

(60) Continuation-in-part of application No. 29/649,835, filed on Jun. 1, 2018, which is a continuation-in-part of application No. 29/634,581, filed on Jan. 23, 2018, now Pat. No. Des. 847,538, which is a continuation-in-part of application No. 29/624,362, filed on Oct. 31, 2017, now Pat. No. Des. 818,743, which is a division of application No. 29/555,110, filed on Feb. 18, 2016, now Pat. No. Des. 805,812.

(51) **LOC (12) Cl.** **06-09**

(52) **U.S. Cl.**
USPC **D6/601**

(58) **Field of Classification Search**
USPC D6/333, 349, 355, 375, 388, 512, 563, D6/564, 595, 596, 601, 604, 611, 707, D6/715, 716, 716.1; D24/183-185, 234; D21/803, 804, 805, 809; 5/401, 420, 5/600, 630, 631, 632, 633, 635, 636, 638, 5/639, 646, 652, 652.1, 655, 703, 730; 297/401, 420, 600, 630, 631, 632, 633, 297/635, 636, 638, 639, 646, 652, 652.1, 297/655, 703, 730
CPC A47G 9/10; A47G 9/1009; A47G 9/1027; A47G 9/1045; A47G 9/1063; A47G 9/1072; A47G 9/00; A47G 9/02; A47G

9/0207; A47G 9/0215; A47G 9/0223; A47G 9/023; A47G 9/0238; A47G 9/0246; A47G 9/0253; A47G 9/0261; A47G 2009/001; A47G 2009/002; A47G 2009/003; A47G 2009/005; A47G 2009/006; A47G 9/06; A47G 9/062; A47G 9/066; A47G 9/068; A47G 9/08; A47G 9/0284; A47G 9/0292; A47G 9/04
See application file for complete search history.

(56) **References Cited**

U.S. PATENT DOCUMENTS

2,089,854	A	*	8/1937	Pellegrini	A47C 20/025
						5/110
D285,512	S	*	9/1986	Bool	D6/596
D334,318	S	*	3/1993	Chee	D6/601
D342,409	S	*	12/1993	Gambin	5/631
D504,045	S	*	4/2005	Rediske	D6/601
D610,853	S	*	3/2010	Straub	D6/601
D618,947	S	*	7/2010	Kalatsky	D6/601
D642,278	S	*	7/2011	Sharps	D24/184
D656,356	S	*	3/2012	Cheng	D6/601

(Continued)

Primary Examiner — Michelle E. Wilson

Assistant Examiner — Sanjeev Paul

(74) *Attorney, Agent, or Firm* — Gearhart Law, LLC.

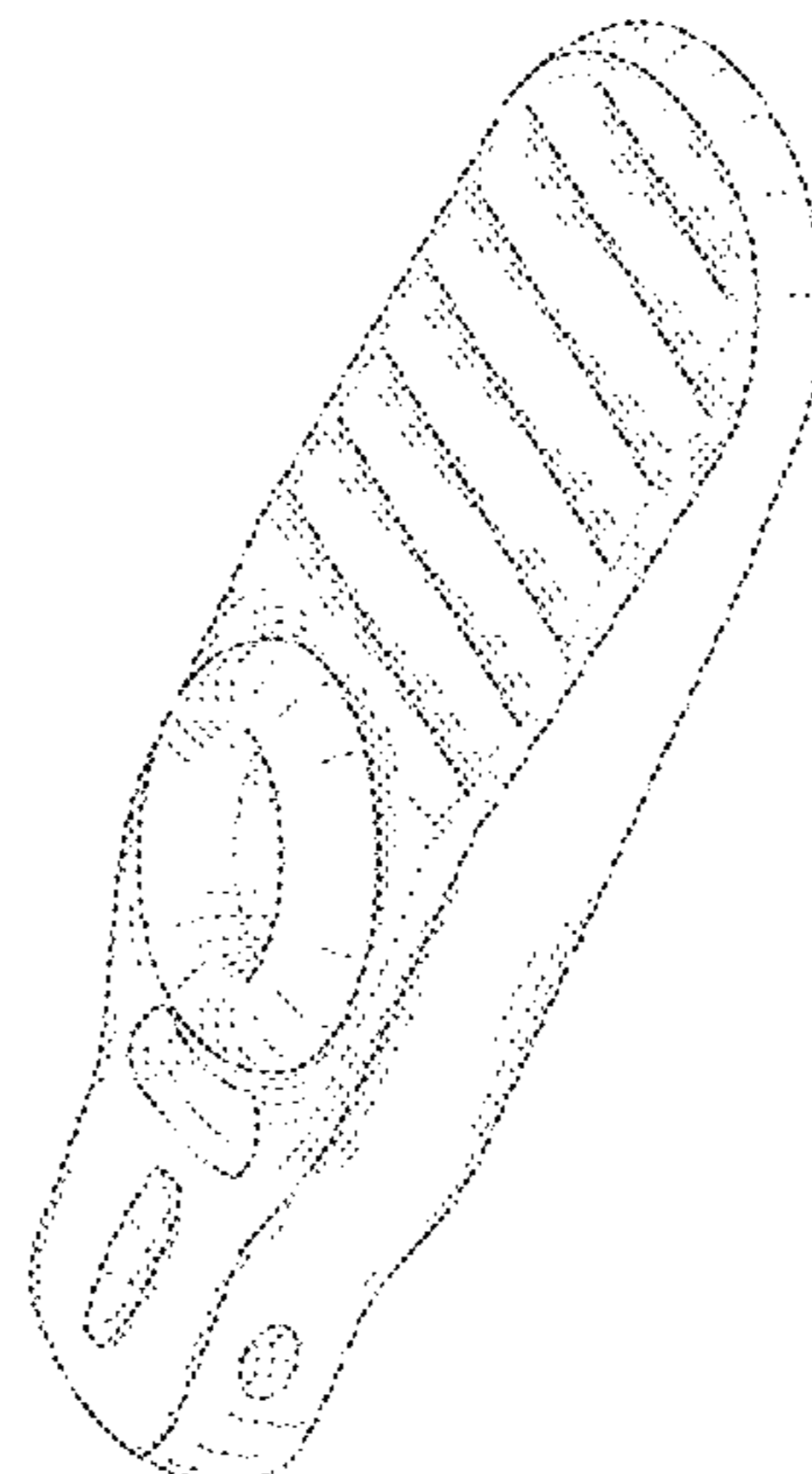
(57) **CLAIM**

The ornamental design for a support apparatus, as shown and described.

DESCRIPTION

FIG. 1 is a perspective view of the support apparatus.
FIG. 2 is a top view thereof.
FIG. 3 is a bottom view thereof.
FIG. 4 is a back view thereof.
FIG. 5 is a front view thereof.
FIG. 6 is a right side view thereof; and,
FIG. 7 is a left side view thereof.

1 Claim, 5 Drawing Sheets



(56)

References Cited

U.S. PATENT DOCUMENTS

D666,046 S * 8/2012 Xiong D6/601
8,656,541 B2 * 2/2014 Muollo A47C 20/021
5/615
9,468,319 B2 * 10/2016 Wagner A47G 9/1063
D793,123 S * 8/2017 Zanki D6/601
D798,633 S * 10/2017 Zanki D6/601
D805,812 S * 12/2017 Zanki D6/601
D807,081 S * 1/2018 Zanki D6/601
D807,082 S * 1/2018 Zanki D6/601
D818,743 S * 5/2018 Zanki D6/601
D823,966 S * 7/2018 Berenson D21/809
D834,717 S * 11/2018 Lane D24/183
D842,626 S * 3/2019 Zanki D6/601
D843,135 S * 3/2019 Zanki D6/601
D847,538 S * 5/2019 Zanki D6/601
2017/0071357 A1 * 3/2017 Zanki A47C 20/025
2018/0146719 A1 * 5/2018 Zanki A41C 1/08
2019/0053648 A1 * 2/2019 Santizo A47G 9/1027

* cited by examiner

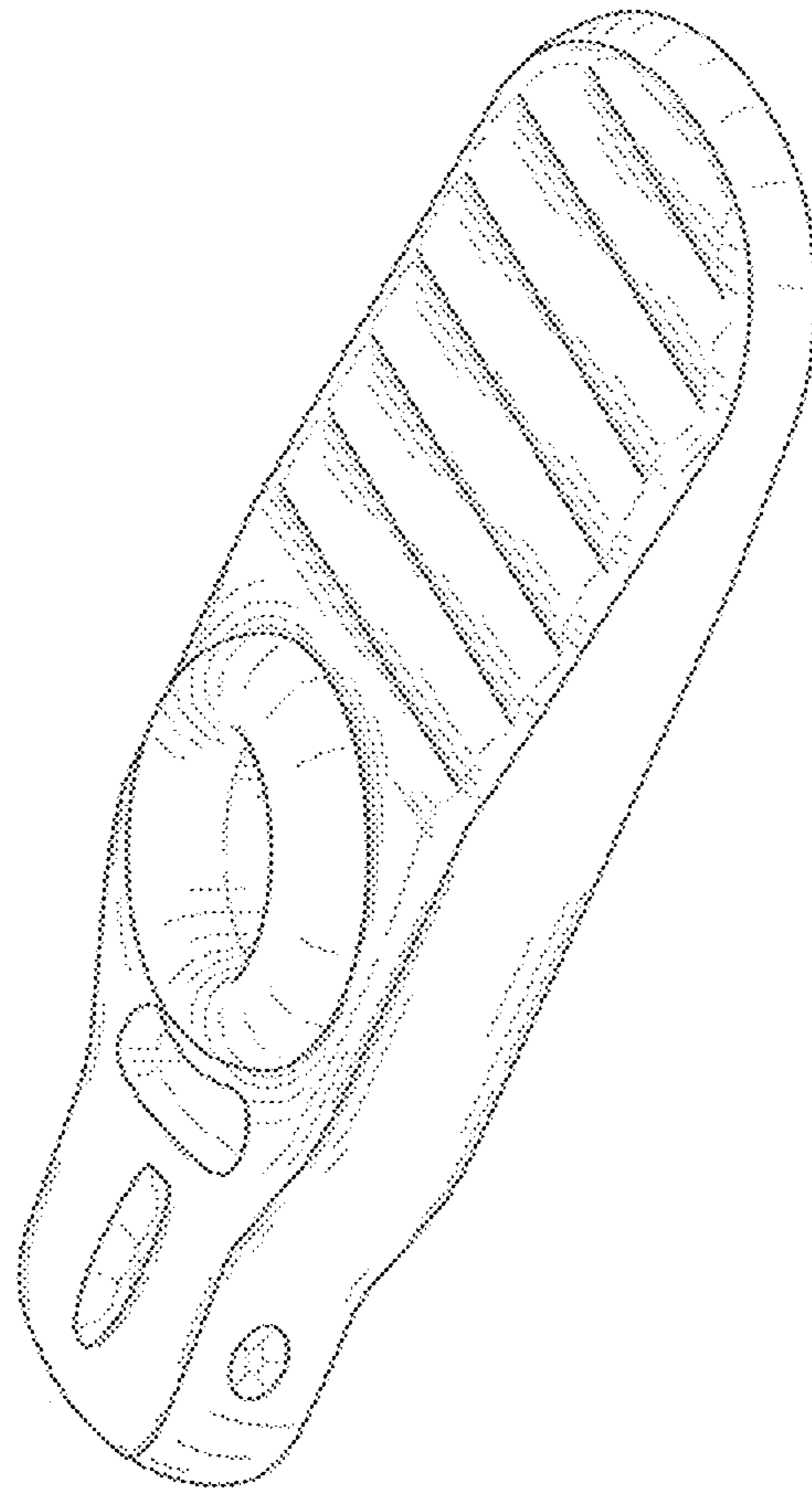


FIG. 1

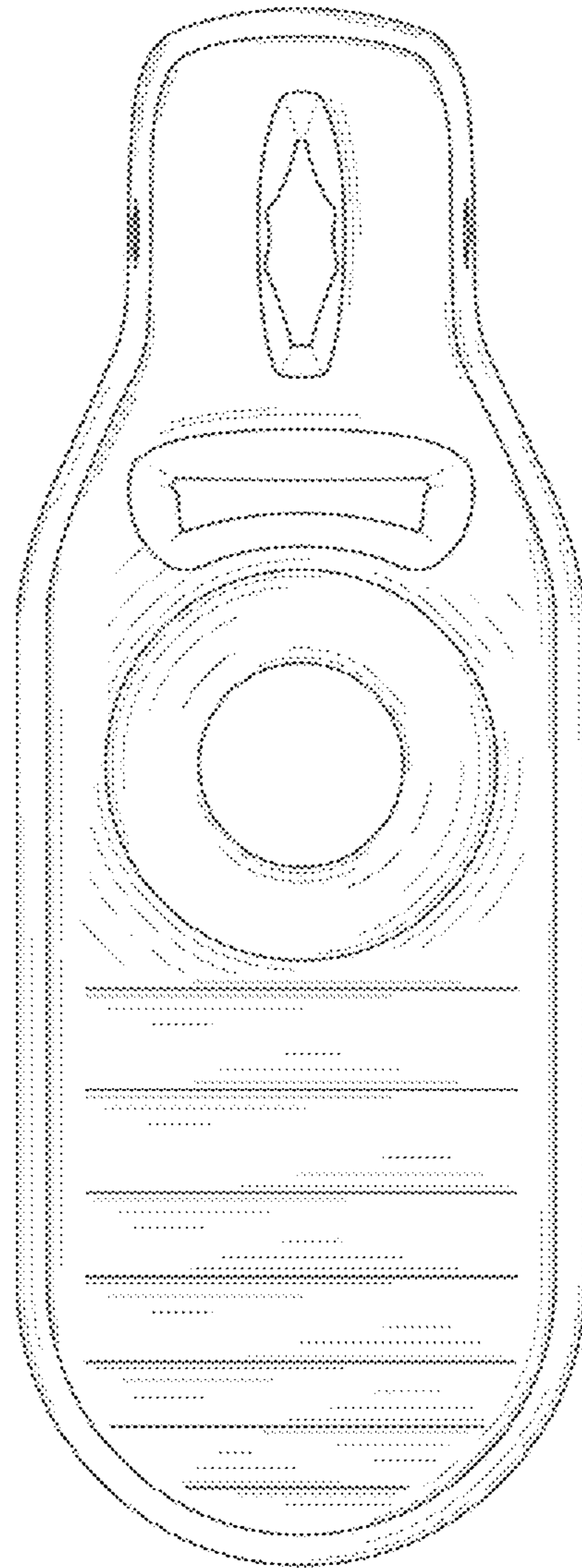


FIG. 2

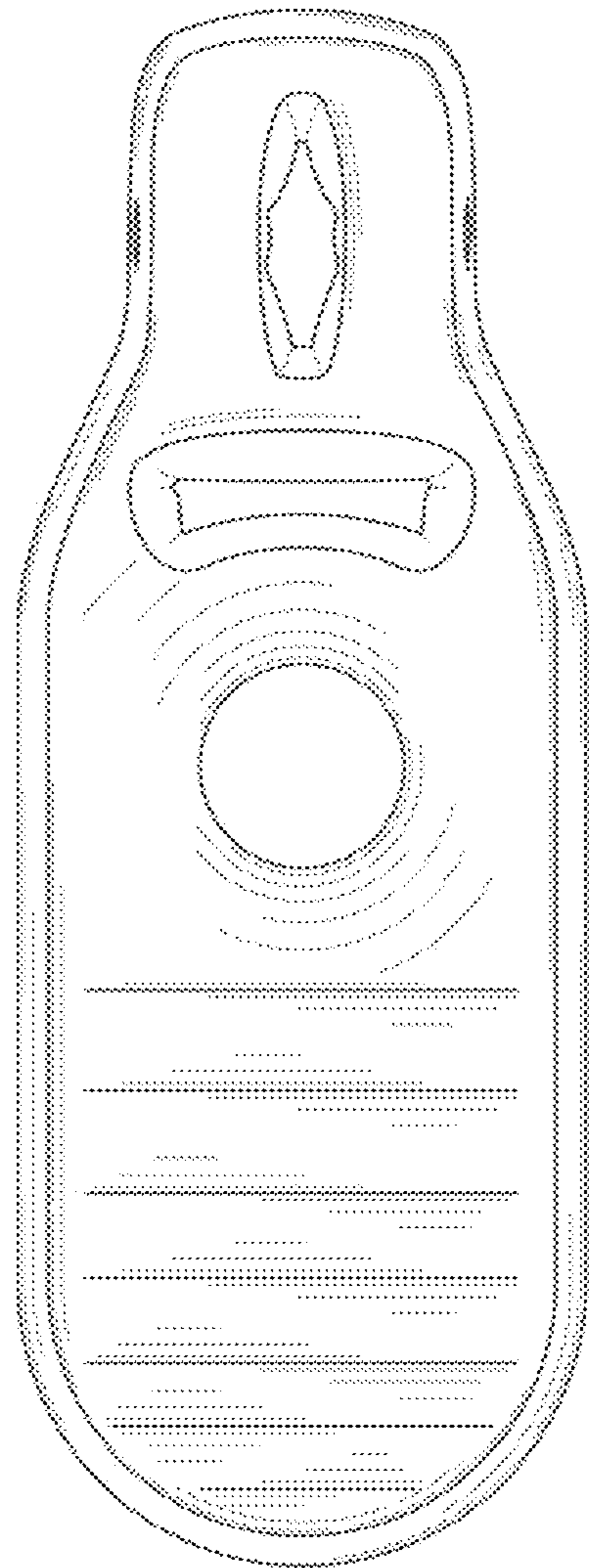


FIG. 3

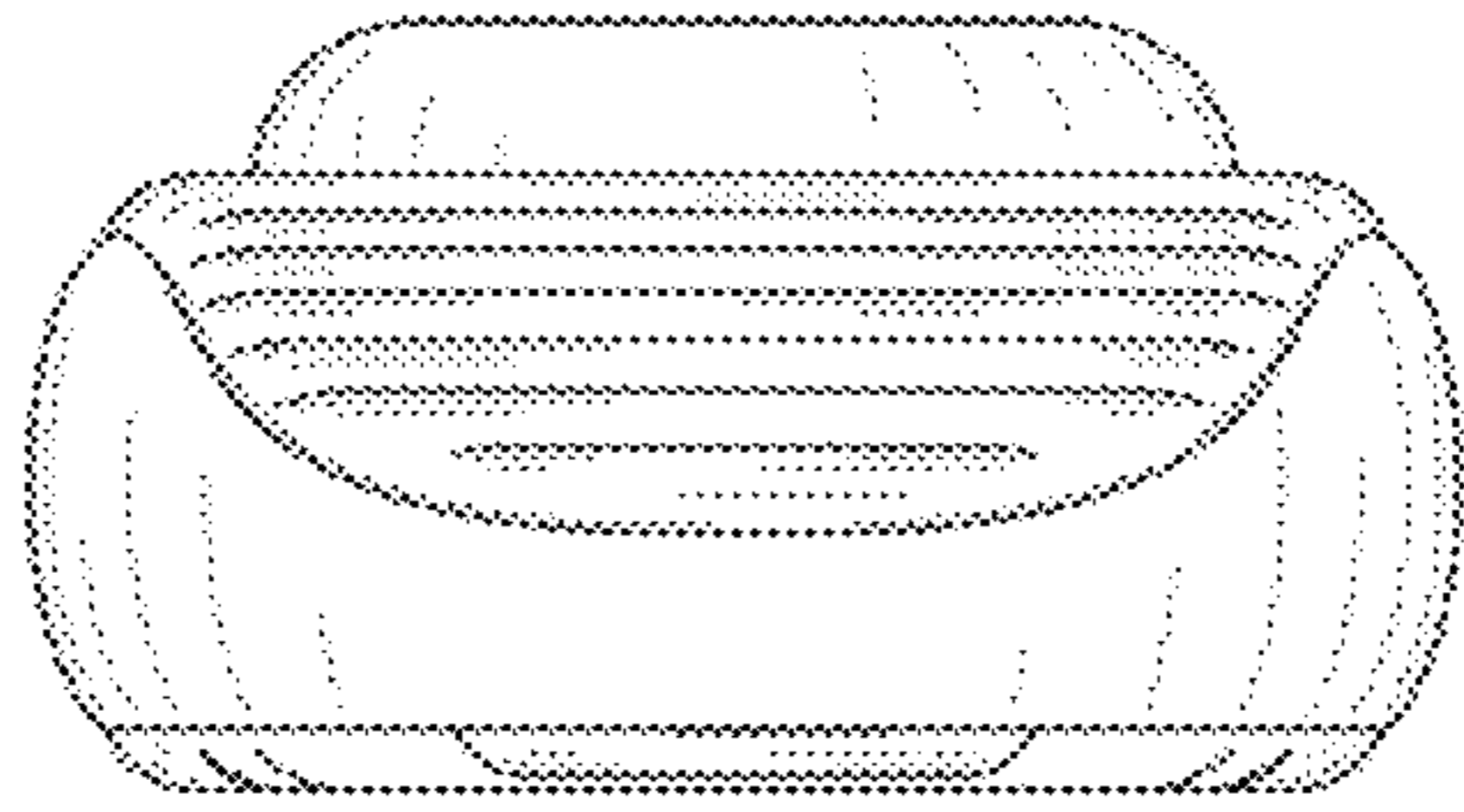


FIG. 4

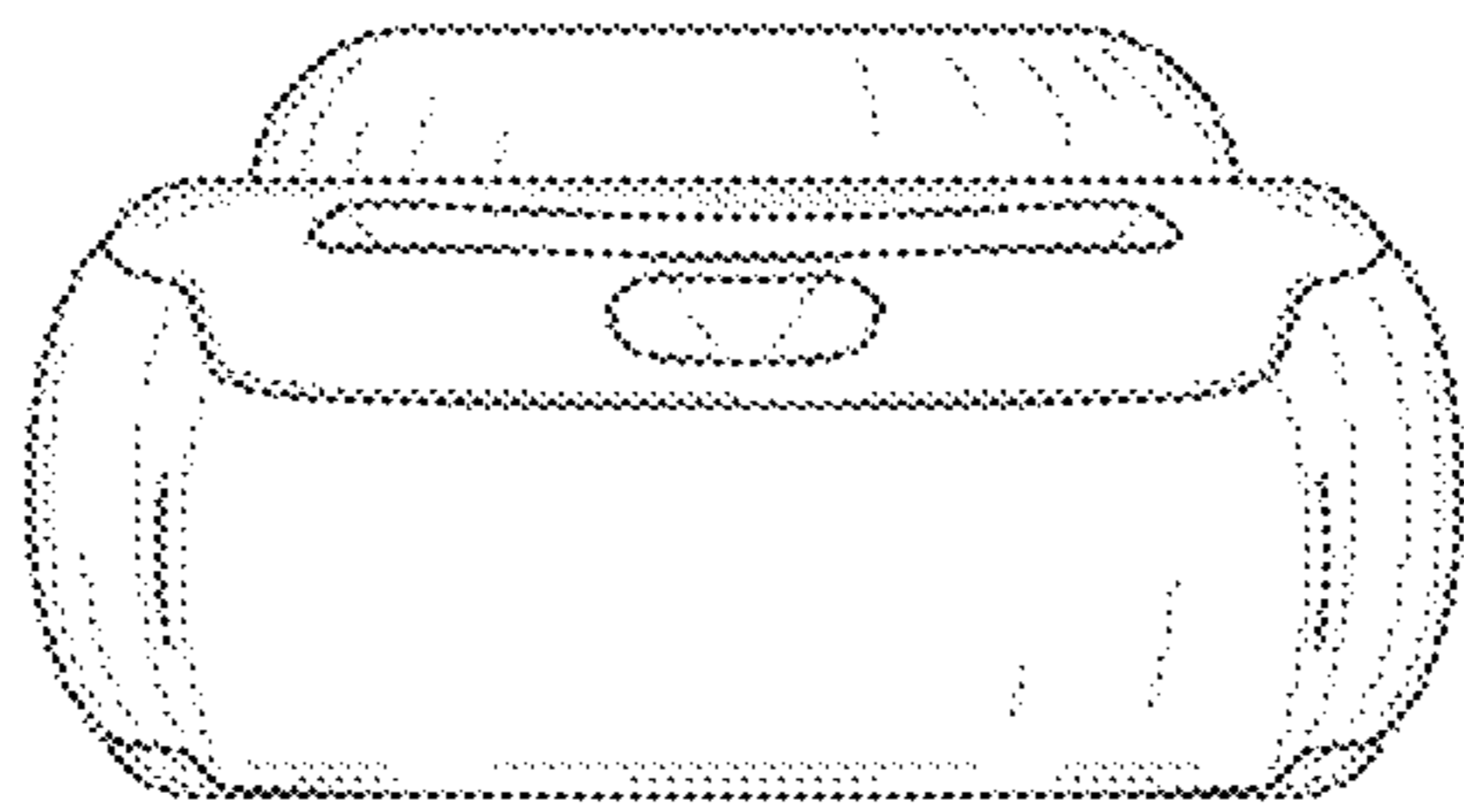


FIG. 5

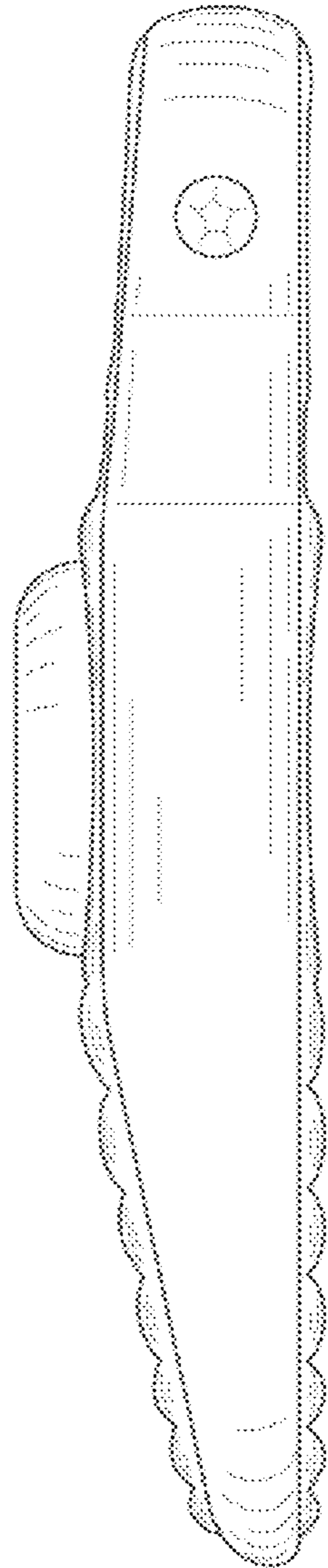


FIG. 6

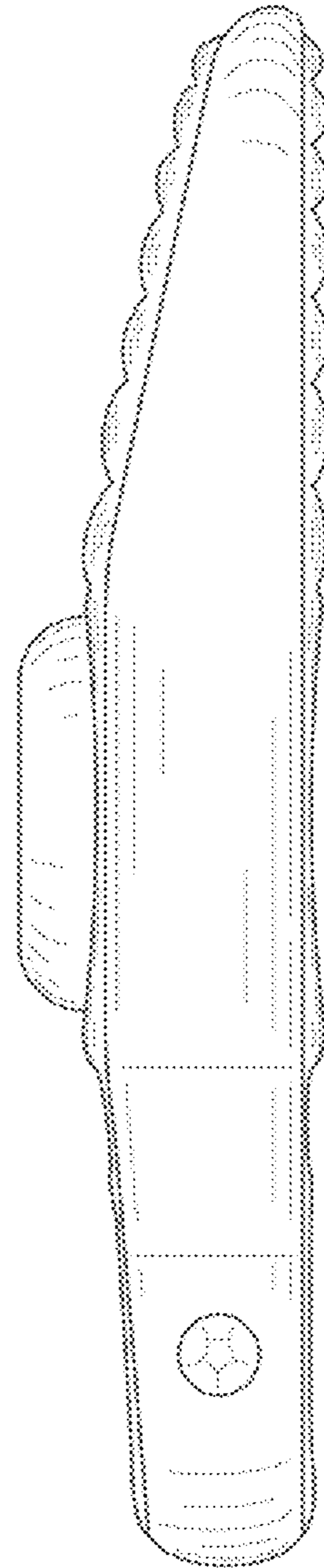


FIG. 7