



US00D862926S

(12) **United States Design Patent** (10) **Patent No.:** **US D862,926 S**
Ren (45) **Date of Patent:** **** Oct. 15, 2019**

(54) **YOGA MAT**
(71) Applicant: **GUANGZHOU JIYUNI INTERNATIONAL TRADING CO., LTD.**, Guangzhou (CN)
(72) Inventor: **Jie Ren**, Guangzhou (CN)
(73) Assignee: **GUANGZHOU JIYUNI INTERNATIONAL TRADING CO., LTD.**, Guangzhou (CN)
(**) Term: **15 Years**
(21) Appl. No.: **29/629,494**
(22) Filed: **Dec. 13, 2017**
(51) **LOC (12) Cl.** **06-11**
(52) **U.S. Cl.**
USPC **D6/582**
(58) **Field of Classification Search**
USPC D6/331, 333, 582-588, 591, 592, 596, D6/601, 608; D7/551.1; D19/10; D21/334, 792; D24/212; D30/129, 161
CPC A47D 15/003; A47G 27/00; A47G 27/02; A47G 27/0206; A47G 27/0212; A47G 27/0218; A47G 27/0225; A47G 27/0231; A47G 27/0237; A47G 27/0275; A47G 27/0293; A47G 9/062; A47K 3/002; A63B 6/00; A63H 33/006
See application file for complete search history.

(56) **References Cited**
U.S. PATENT DOCUMENTS
D267,385 S * 12/1982 Burt D21/355
D429,939 S * 8/2000 Denney D6/582
D457,373 S * 5/2002 Prinzmetal D6/582
6,387,013 B1 * 5/2002 Marquez A63B 6/00
473/278
D458,033 S * 6/2002 Cassingham D5/28
D472,057 S * 3/2003 Cassingham D5/28

D509,873 S * 9/2005 Dias D21/792
D535,345 S * 1/2007 Davis D21/792
D581,170 S * 11/2008 Delaney D5/53
D696,869 S * 1/2014 Rhodes, III D5/58
D699,481 S * 2/2014 Doherty D6/582
D699,978 S * 2/2014 Hasta A63B 6/00
D6/582
D699,979 S * 2/2014 Tamayo D6/582
D699,980 S * 2/2014 Tamayo D6/589
D703,409 S * 4/2014 Robbins, III D32/57
D707,057 S * 6/2014 Hasta A63B 6/00
D6/582
D710,129 S * 8/2014 Armitage D6/582
D716,892 S * 11/2014 Schlosser D21/792
D717,543 S * 11/2014 Kim D3/301
D733,461 S * 7/2015 Diaz D6/592
D790,877 S * 7/2017 Blitstein D6/591
D791,501 S * 7/2017 Nguyen D21/686
D793,766 S * 8/2017 Weng D6/582
D805,811 S * 12/2017 Armitage D6/582

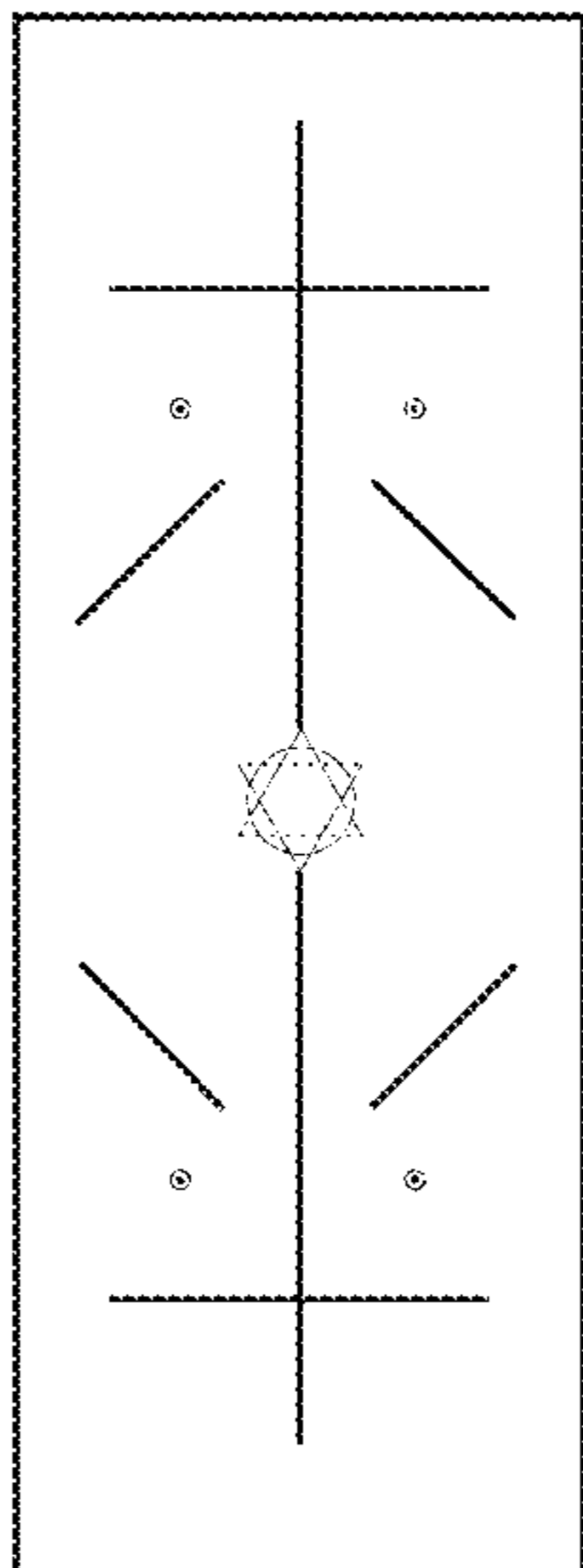
(Continued)

Primary Examiner — Kevin K Rudzinski
Assistant Examiner — Clare Ann Gannon
(74) *Attorney, Agent, or Firm* — Yong Chen

(57) **CLAIM**
The ornamental design for a yoga mat, as shown and described.

DESCRIPTION
FIG. 1 is a top plan view of a yoga mat showing my new design;
FIG. 2 is a bottom plan view thereof;
FIG. 3 is an enlarged view thereof showing the area labeled 3 in FIG. 2;
FIG. 4 is a left elevational view thereof; and,
FIG. 5 is a front elevational view thereof.
The right side view of the yoga mat is identical to the left side view shown in FIG. 4; the back side view of the yoga mat is identical to the front side view shown in FIG. 5.

1 Claim, 4 Drawing Sheets



(56)

References Cited

U.S. PATENT DOCUMENTS

9,962,902 B2 * 5/2018 Losio B32B 3/263
2001/0034288 A1 * 10/2001 Howlett-Campanella
A63B 21/4037
482/23
2003/0017915 A1 * 1/2003 Prinzmetal A63B 6/00
482/23
2009/0181836 A1 * 7/2009 Schneider A63B 6/00
482/140
2012/0124739 A1 * 5/2012 Crowne A47G 9/062
5/417
2014/0007345 A1 * 1/2014 Hasta A47G 9/062
5/417
2014/0237718 A1 * 8/2014 Burch A63B 21/1473
5/417

* cited by examiner

FIG. 1

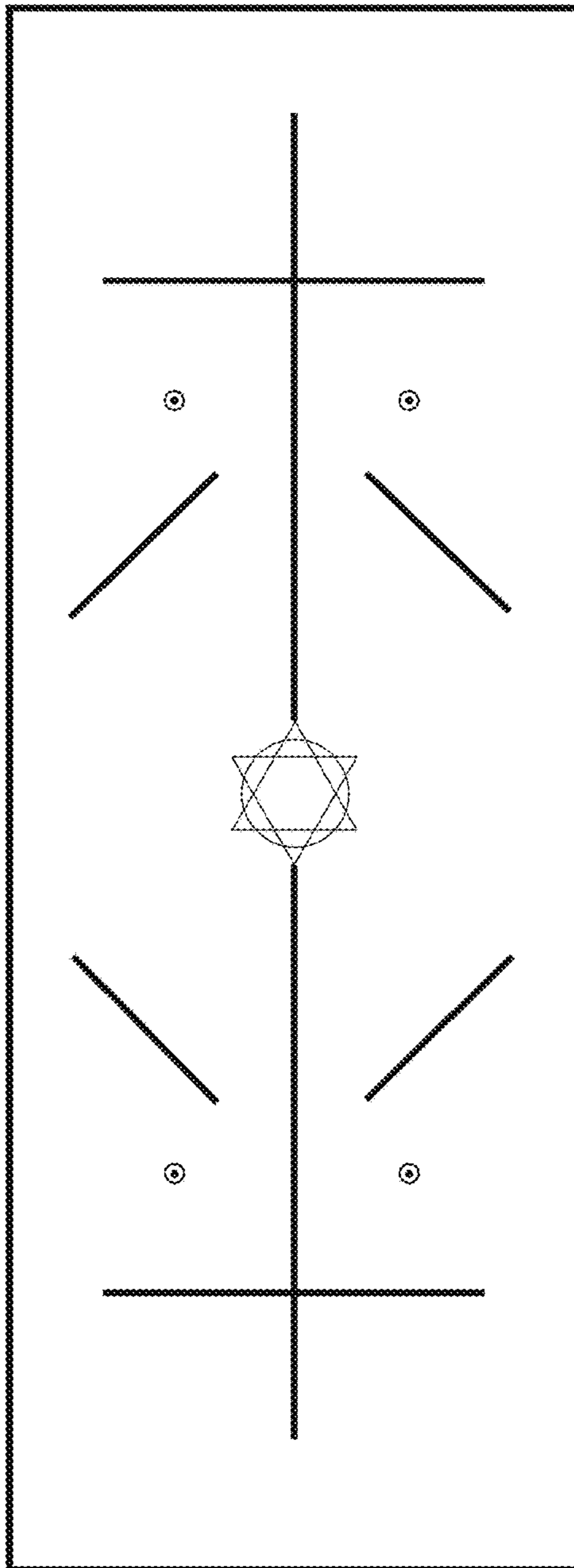


FIG. 2

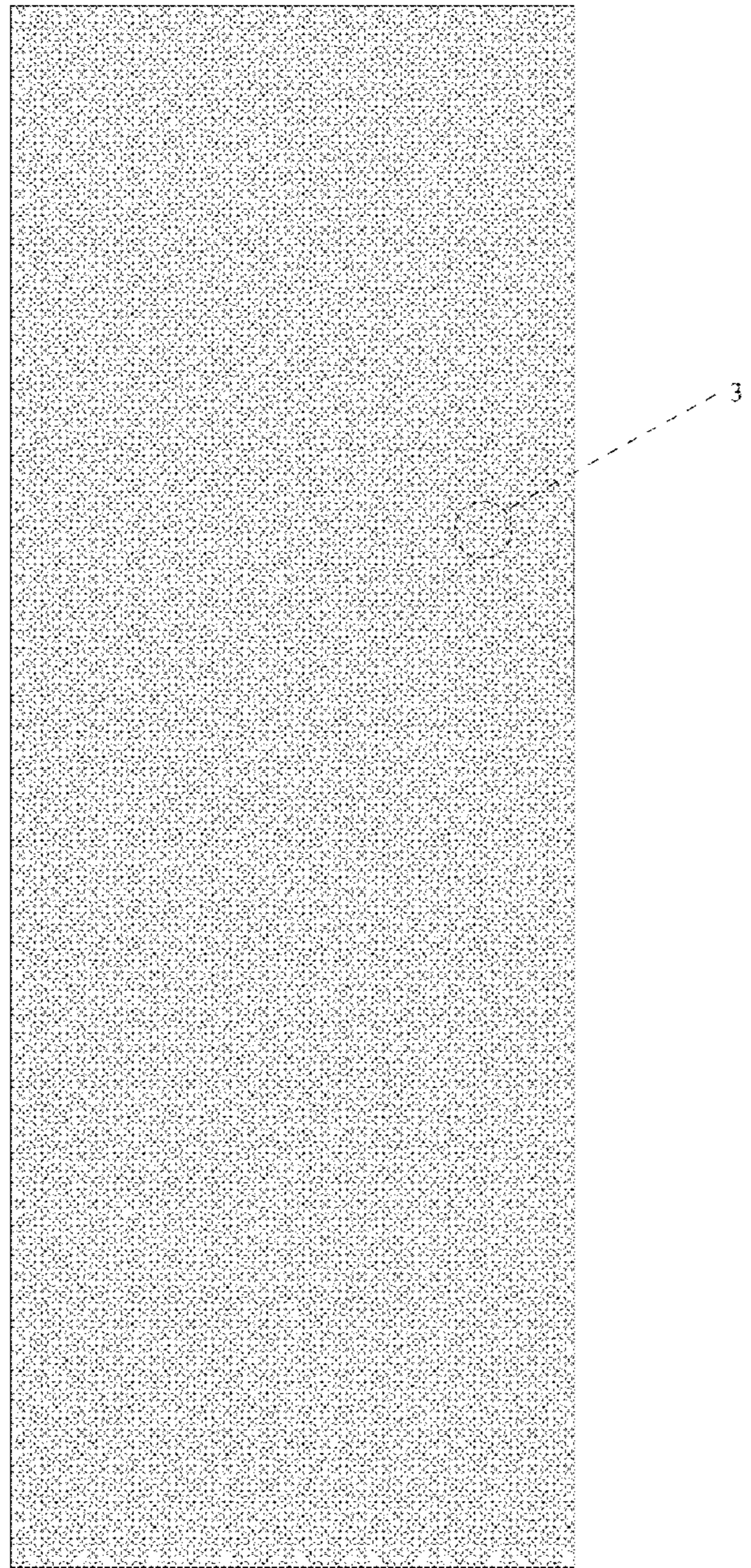


FIG. 3




FIG.4

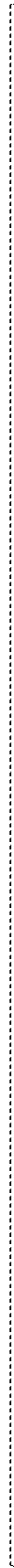


FIG. 5

