



US00D862916S

(12) **United States Design Patent** (10) **Patent No.:** **US D862,916 S**
Klump et al. (45) **Date of Patent:** **** Oct. 15, 2019**

(54) **BENCH FOR HOUSING PETS**
(71) Applicant: **T1.C ENTERPRISES, LLC**, Portland, OR (US)
(72) Inventors: **Rosalind Marinou Klump**, Portland, OR (US); **Patrick Lun**, Los Angeles, CA (US)
(73) Assignee: **T1.C ENTERPRISES, LLC**, Portland, OR (US)

D330,274 S * 10/1992 Smith D12/413
D334,444 S * 3/1993 Darby D3/294
5,361,725 A 11/1994 Baillie et al.
D361,378 S 8/1995 Mitchell
(Continued)

FOREIGN PATENT DOCUMENTS

CN 2680104 Y 2/2005
CN 104430002 A 3/2015
(Continued)

(**) Term: **15 Years**

OTHER PUBLICATIONS

(21) Appl. No.: **29/672,592**

The Koda Collection. [online] Published Nov. 2, 2016. Retrieved from URL: <http://momant.com>.*

(22) Filed: **Dec. 6, 2018**

(Continued)

(51) **LOC (12) Cl.** **06-01**

Primary Examiner — Vy N Koenig

(52) **U.S. Cl.**

(74) *Attorney, Agent, or Firm* — R. Reams Goodloe, Jr.

USPC **D6/349**; D6/335; D6/691; D30/108

(58) **Field of Classification Search**

(57) **CLAIM**

USPC D6/663, 664, 666, 667, 671–671.3, 657, D6/661, 662, 662.1, 691, 691.9, 694, 336, D6/349–353, 335; D30/108–120
See application file for complete search history.

The ornamental design for a bench for housing pets, as shown and described.

DESCRIPTION

(56) **References Cited**

U.S. PATENT DOCUMENTS

1,430,740 A 10/1922 Katz
D168,650 S 1/1953 McKee
D193,769 S 10/1962 Kerr
D215,733 S 10/1969 Durando
3,618,568 A 11/1971 Breeden
D233,717 S * 11/1974 Stewart D6/671
3,872,832 A 3/1975 Quinn
D266,526 S * 10/1982 Raine D19/76
D267,691 S 1/1983 White
D303,739 S * 10/1989 Egerton, Jr. D6/661
D315,430 S * 3/1991 Robertson, Sr. D30/108
D326,376 S 5/1992 Barfield
5,148,768 A 9/1992 Hinton

FIG. 1 is a perspective view of a bench for housing pets showing our new design.

FIG. 2 is a front side view thereof.

FIG. 3 is a back side view thereof.

FIG. 4 is a left side view thereof.

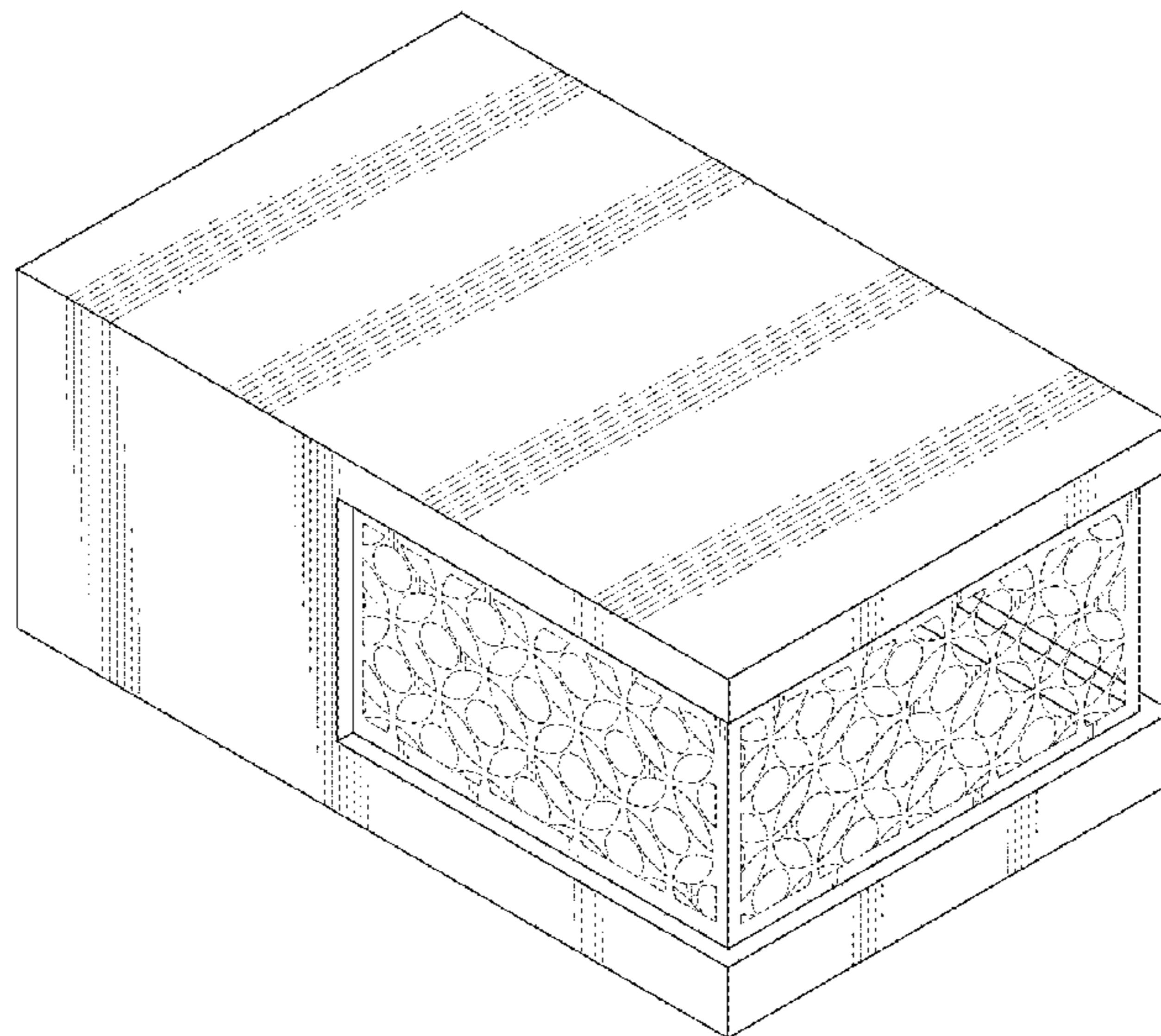
FIG. 5 is a right side view thereof.

FIG. 6 is a top plan view thereof; and,

FIG. 7 is a bottom plan view thereof.

In each of the drawing figures, surface shading is used to clearly show the character and contour of all surfaces of the 3-dimensional aspects of the design. The broken lines in the figures depict portions of the bench that form no part of the claimed design.

1 Claim, 4 Drawing Sheets



(56)

References Cited

U.S. PATENT DOCUMENTS

D388,912 S 1/1998 Hurst et al.
 5,890,455 A * 4/1999 Donchey A01K 1/0245
 119/484
 D427,730 S 7/2000 Powers et al.
 D428,717 S * 8/2000 Solowiej D6/349
 D429,418 S 8/2000 Tisbo
 D432,818 S * 10/2000 Hutton D6/671.1
 6,182,612 B1 2/2001 Ross, Sr.
 6,286,458 B1 9/2001 Rawson
 D468,915 S * 1/2003 Talbott D06F 95/002
 D32/37
 D481,496 S 10/2003 Sequino
 D483,156 S 12/2003 Simpson
 D509,380 S * 9/2005 Lines D6/661
 D512,799 S 12/2005 Simpson et al.
 6,997,138 B1 2/2006 Simpson
 D519,685 S 4/2006 Scarpaci
 D520,779 S * 5/2006 DeBlois D6/675.1
 D534,379 S * 1/2007 Juneau D6/691.8
 D553,879 S 10/2007 Juneau
 D554,389 S * 11/2007 Pierce D30/108
 D556,885 S 12/2007 Suri et al.
 D610,314 S 2/2010 Ault
 D613,000 S * 3/2010 Ward D30/108
 7,673,585 B1 3/2010 Emmi et al.
 D621,100 S 8/2010 Simpson
 D640,837 S * 6/2011 Henley D30/108
 D680,696 S * 4/2013 Hammel D30/108
 D701,403 S * 3/2014 Thompson D6/671
 D704,901 S * 5/2014 Diskin D30/108
 D735,499 S * 8/2015 Stein D6/663
 D739,004 S 9/2015 Carroll
 D788,499 S 6/2017 Anderson
 D801,729 S * 11/2017 Price D6/663
 D815,364 S * 4/2018 Lara D30/118

D821,038 S * 6/2018 Rathman D30/114
 D829,024 S * 9/2018 Mejia D6/661
 2002/0152969 A1 10/2002 Grigsby et al.
 2006/0071519 A1 4/2006 Heide et al.
 2006/0112897 A1 6/2006 Moore
 2007/0000448 A1 1/2007 Dietz
 2007/0089683 A1 4/2007 Roberts et al.
 2009/0031964 A1 2/2009 Proxmire
 2009/0064939 A1 3/2009 Cirincione et al.
 2017/0097169 A1 * 4/2017 Azevedo A01K 1/033
 2017/0188538 A1 * 7/2017 Rathman A01K 1/0005

FOREIGN PATENT DOCUMENTS

EP 2260698 A2 12/2010
 FR 2584567 A1 1/1987
 GB 2118015 A 10/1983
 JP 2000-41517 A 2/2000
 JP 2009-219418 A 1/2009
 JP 2011-097892 A 5/2011
 KR 10-2012-0062979 A 6/2012
 WO WO 2012/077858 A1 6/2012

OTHER PUBLICATIONS

Google search—wire-dog-crate (search date—Jun. 24, 2018)—
 5pgs.
 Google search—dog-crate-furniture (search date—Jun. 24, 2018)—
 4pgs.
 Google search—furniture and dog and table and decorative and
 screen (search date —Jun. 24, 2018)—7pgs.
 Den Haus (<https://denhaus.com/collections/dens>) (4pgs).
 Barkitecture ph (https://www.instagram.com/barkitecture.ph/?utm_source=ig_embed)(4pgs).
 Omlet Fido Studio (https://www.omlet.us/shop/dog_prpdicts/fido_studio_dog_crate/) (12pgs).

* cited by examiner

FIG. 1

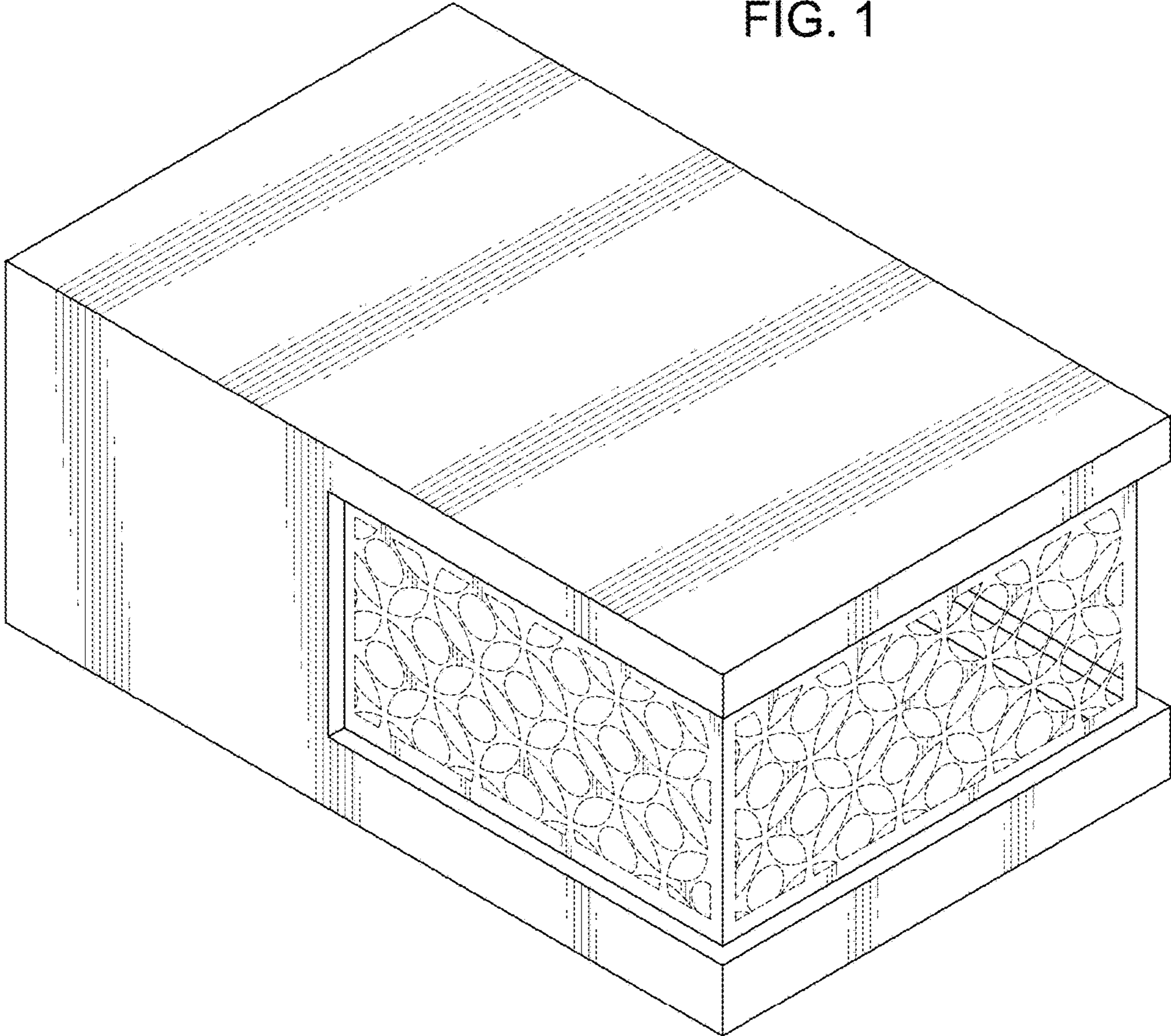


FIG. 2

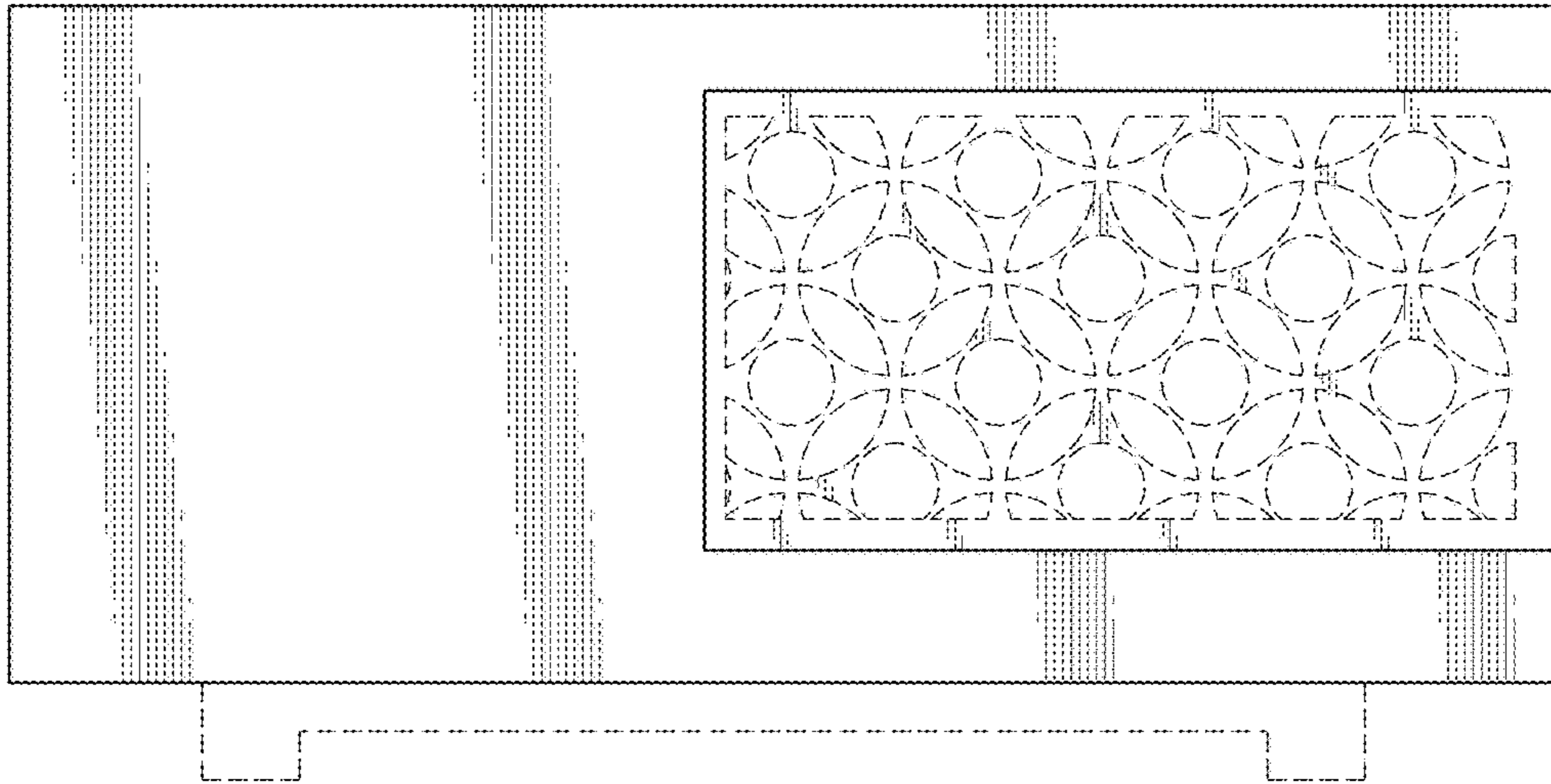


FIG. 3

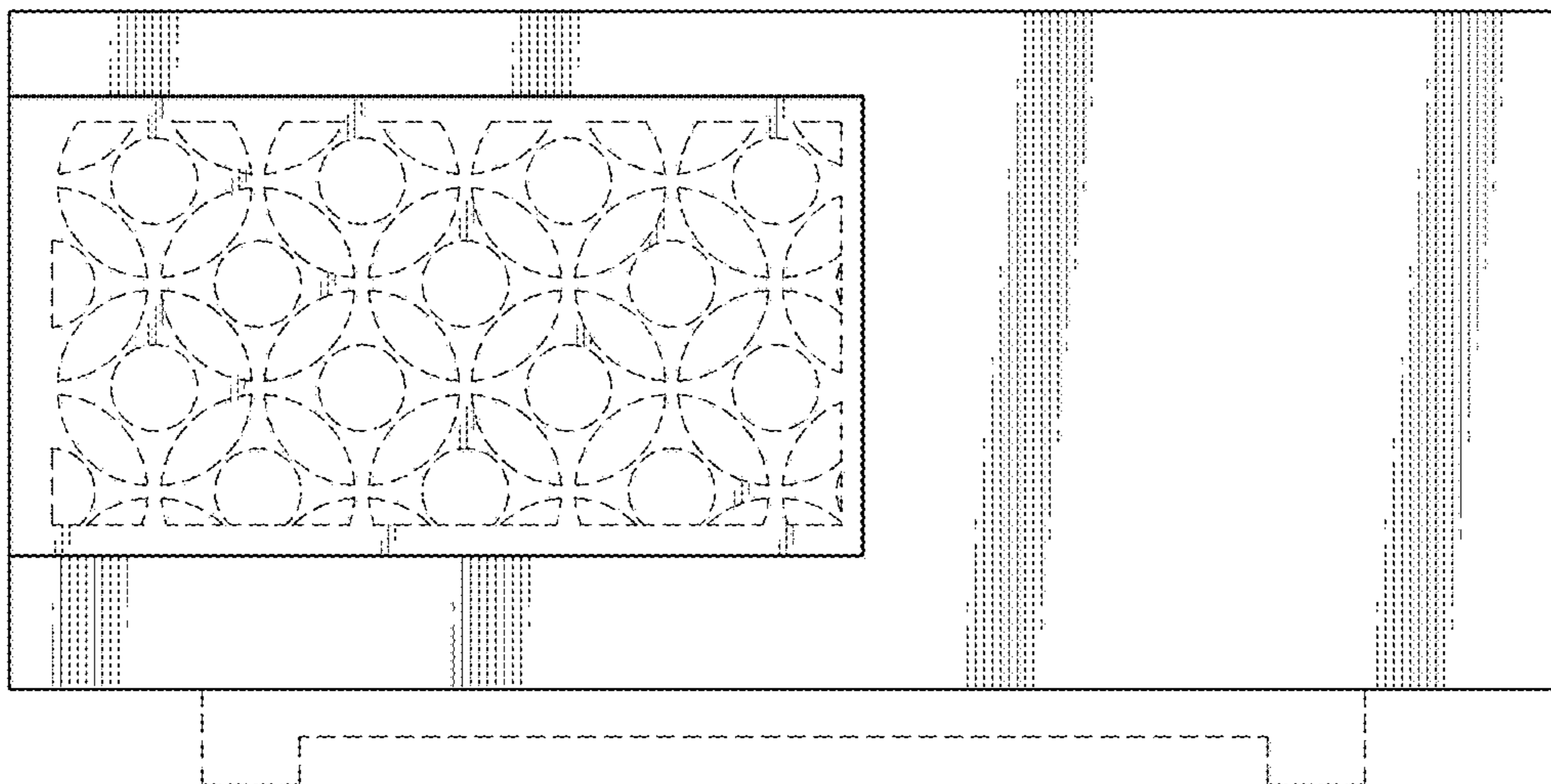


FIG. 4

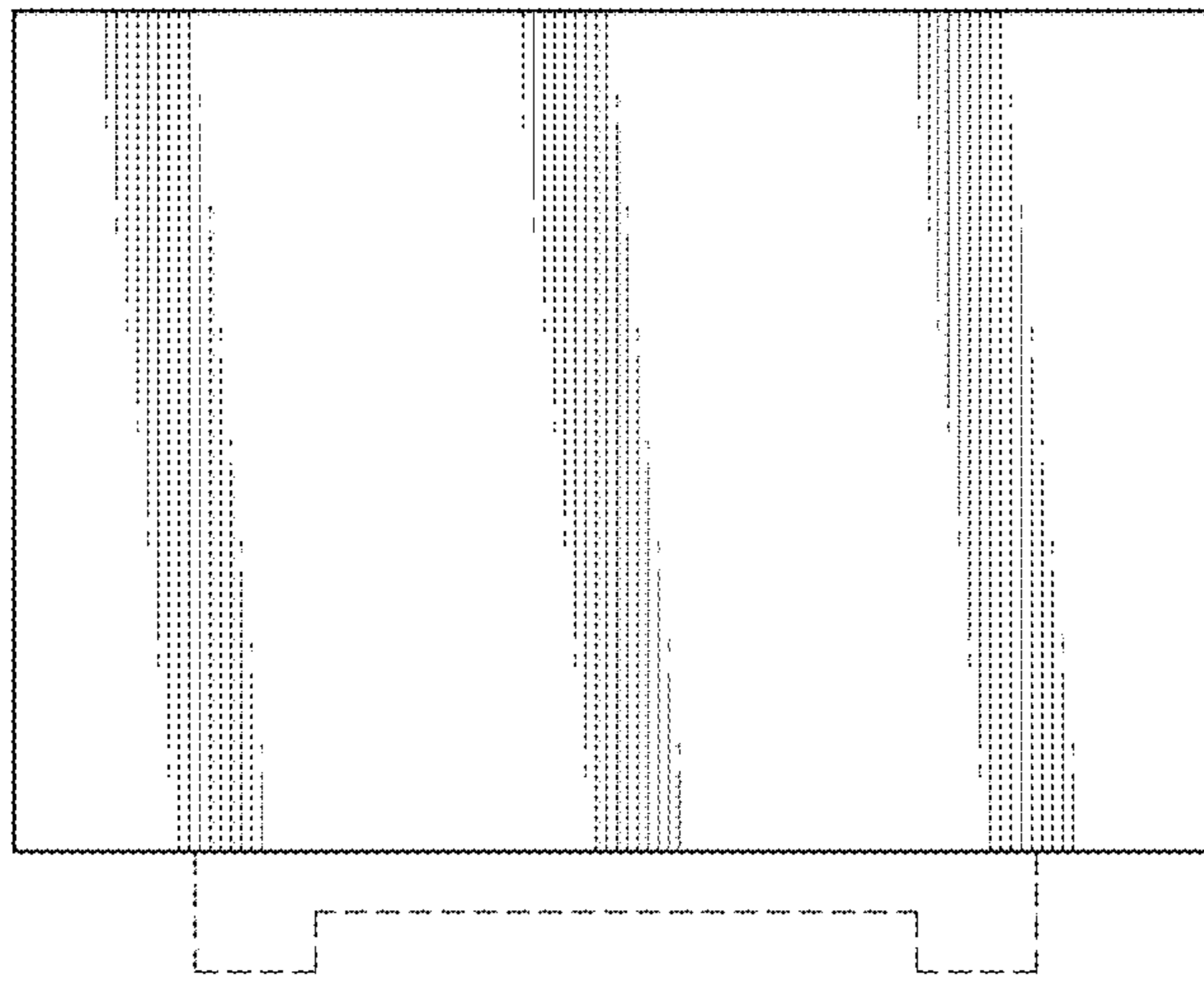


FIG. 5

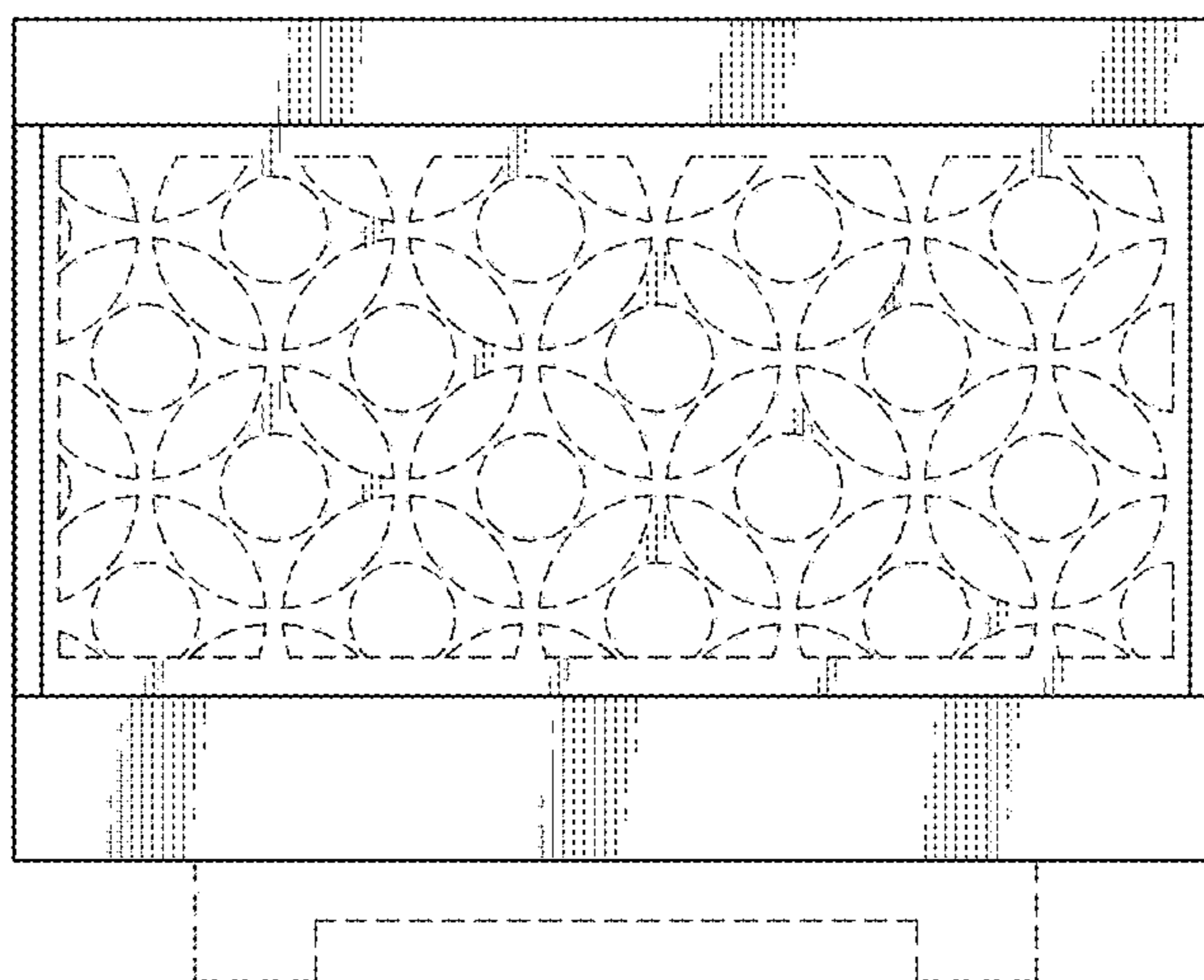


FIG. 6





FIG. 7



UNITED STATES PATENT AND TRADEMARK OFFICE
CERTIFICATE OF CORRECTION

PATENT NO. : D862,916 S
APPLICATION NO. : 29/672592
DATED : October 15, 2019
INVENTOR(S) : Rosalind Marinou Klump and Patrick Lun

Page 1 of 1

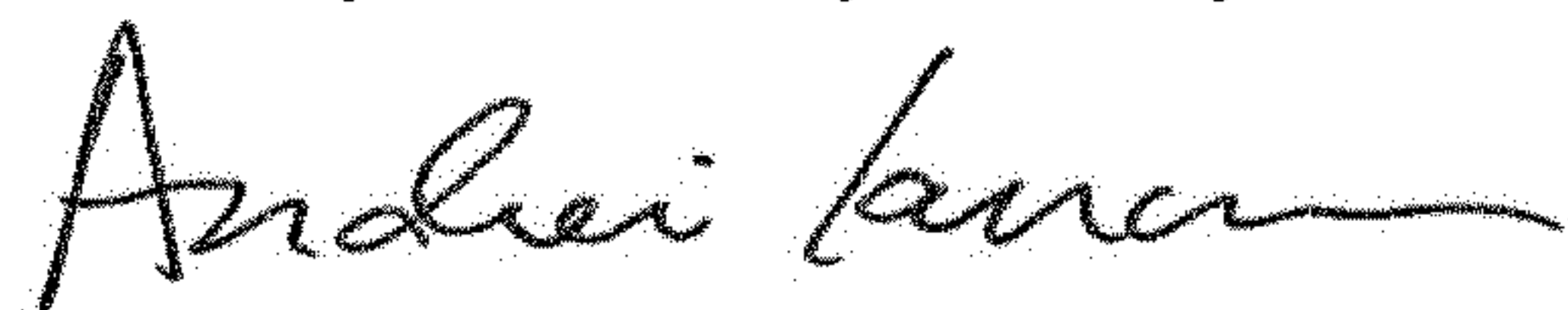
It is certified that error appears in the above-identified patent and that said Letters Patent is hereby corrected as shown below:

On the Title Page

Under "Description", after the words "Fig. 6 is a top plan view thereof;", delete "and,".

On page 2, Column 2, Line 8 under "Other Publications", delete "Barklitecture" and substitute therefore --Barkitecture--.

Signed and Sealed this
Twenty-sixth Day of May, 2020



Andrei Iancu
Director of the United States Patent and Trademark Office