



US00D862900S

(12) **United States Design Patent** (10) **Patent No.:** **US D862,900 S**  
**Weaver-Habib** (45) **Date of Patent:** **\*\* Oct. 15, 2019**

(54) **PAINT BRUSH**

(71) Applicant: **Janet Weaver-Habib**, Hillsborough, NJ (US)

(72) Inventor: **Janet Weaver-Habib**, Hillsborough, NJ (US)

(\*\*) Term: **15 Years**

(21) Appl. No.: **29/606,051**

(22) Filed: **Jun. 1, 2017**

(51) **LOC (12) Cl.** ..... **04-02**

(52) **U.S. Cl.**  
USPC ..... **D4/135**

(58) **Field of Classification Search**  
USPC ..... D4/100, 102, 114, 135, 116, 121, 127;  
15/21.1, 22.1, 23, 24, 28, 29, 191.1, 192,  
15/193, 194, 166, 168, 171, 175, 176.1;  
132/218, 217; D28/7, 57  
CPC ..... B05C 1/00; B05C 1/02; B05C 17/0205;  
B44D 2/00

See application file for complete search history.

(56) **References Cited**

**U.S. PATENT DOCUMENTS**

D441,537 S *	5/2001	Tapley	.....	D4/132
D448,178 S *	9/2001	Tapley	.....	D4/132
D475,536 S *	6/2003	Vaes	.....	D4/135
D485,442 S *	1/2004	Twigg	.....	D4/135
D580,177 S *	11/2008	Louis-Jeune	.....	D4/121
D584,897 S *	1/2009	Belley	.....	D4/135
D632,488 S *	2/2011	Twigg	.....	D4/138
D632,489 S *	2/2011	Twigg	.....	D4/138
8,387,198 B2	3/2013	Rodriguez		
D681,343 S *	5/2013	Arvinte	.....	D4/138
8,566,999 B1	10/2013	Casey		
D710,115 S *	8/2014	Dale	.....	D4/135
D733,437 S *	7/2015	Sherman	.....	D4/135
D751,824 S *	3/2016	Childs	.....	D4/135

9,441,392 B2	9/2016	Whittemore		
D774,311 S *	12/2016	Vasquez	.....	D4/116
2008/0209687 A1	9/2008	McCauley		
2012/0036664 A1	2/2012	Rodriguez		
2015/0258674 A1	9/2015	Steinick		
2016/0190781 A1	8/2016	Hendricks		
2016/0325306 A1	11/2016	Johnson et al.		
2016/0333924 A1	11/2016	Aviles		
2016/0368311 A1	12/2016	Gaige		
2017/0009473 A1	1/2017	Whittemore		

**FOREIGN PATENT DOCUMENTS**

GB 2480433 11/2011

\* cited by examiner

*Primary Examiner* — Austin Murphy  
(74) *Attorney, Agent, or Firm* — Gearhart Law LLC

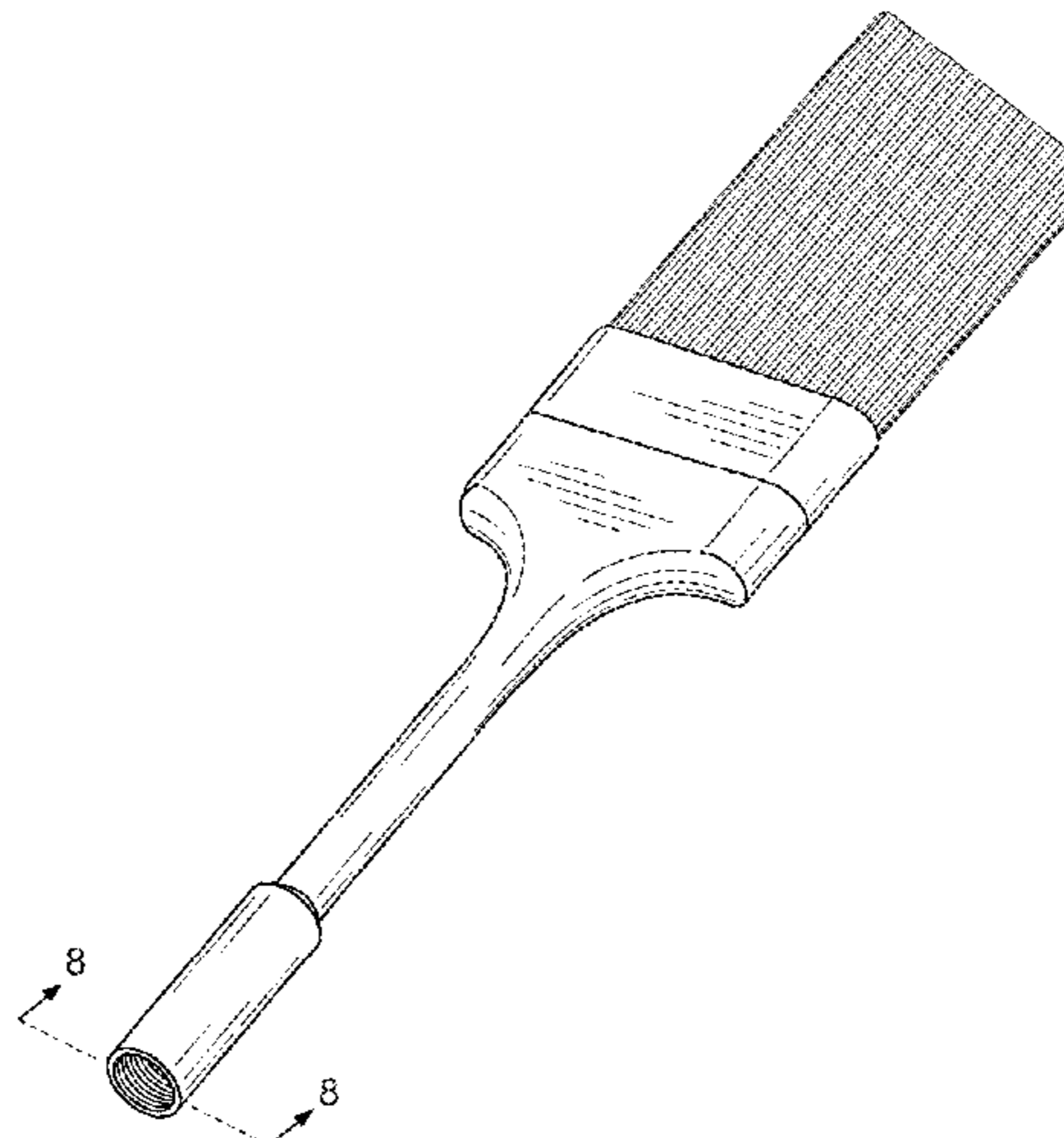
(57) **CLAIM**

The ornamental design for a paint brush, as shown and described.

**DESCRIPTION**

FIG. 1 is a perspective view of the paint brush.  
FIG. 2 is a front view thereof.  
FIG. 3 is a back view thereof.  
FIG. 4 is a left side view thereof.  
FIG. 5 is a right side view thereof.  
FIG. 6 is a bottom view thereof.  
FIG. 7 is a top view thereof; and,  
FIG. 8 is a partial sectional view of the paint brush illustrating an interior portion of a connecting portion of the paint brush. All other interior views of the connecting portion are identical to the view showed here in FIG. 8.  
The broken lines showing a connecting pole in FIG. 8 are included for the purpose of illustrating environmental structure and form no part of the claimed design.

**1 Claim, 4 Drawing Sheets**



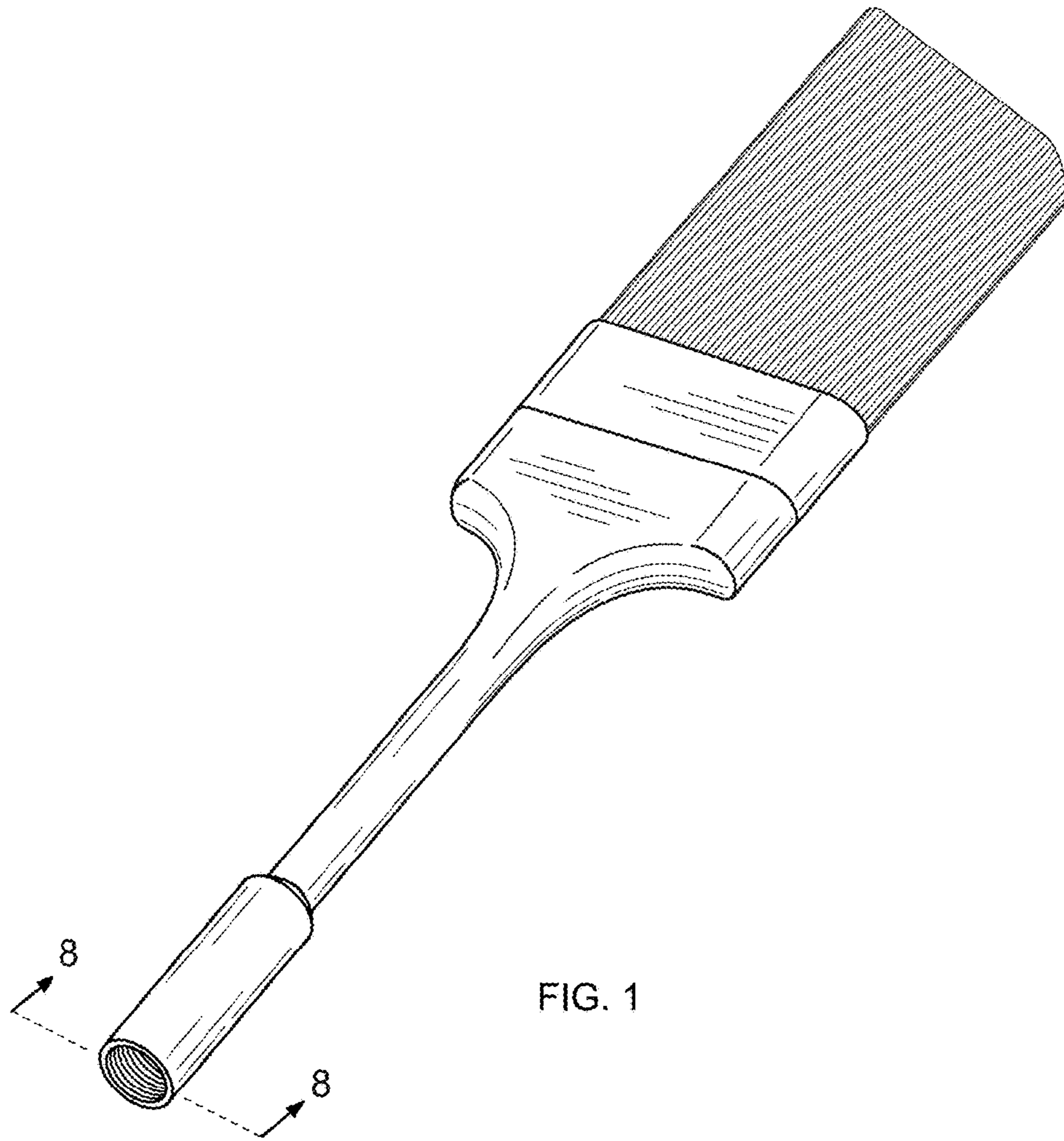


FIG. 1

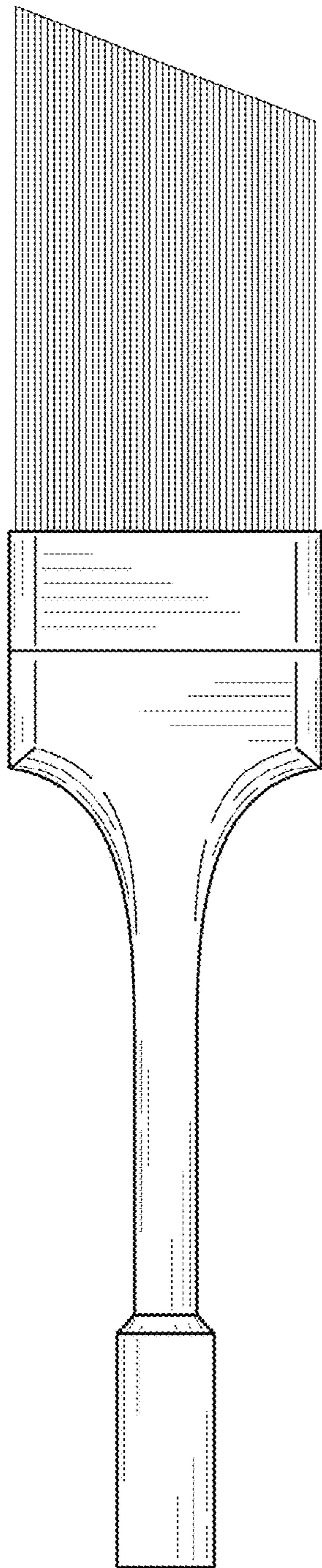


FIG. 2

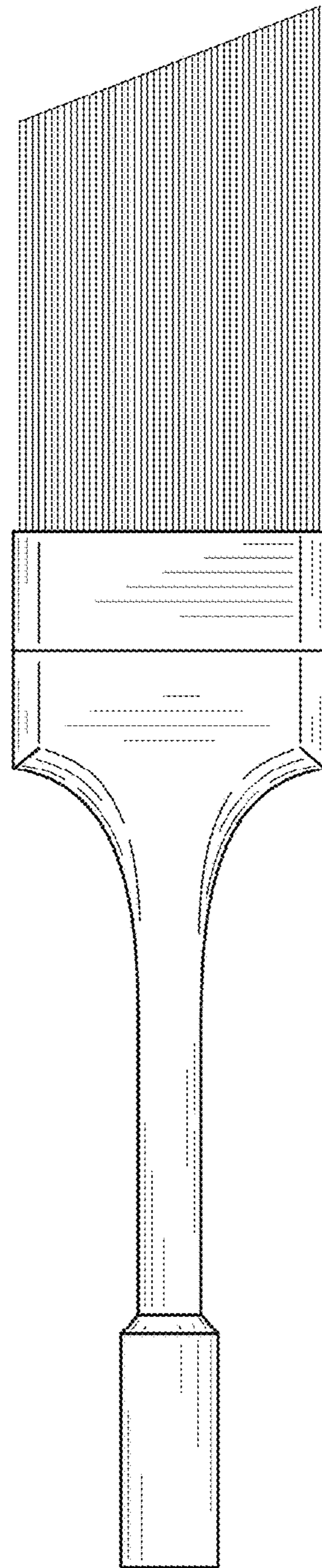


FIG. 3

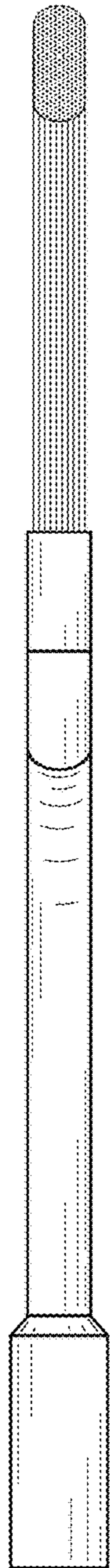


FIG. 4

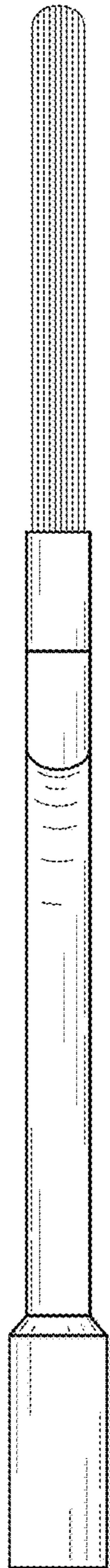


FIG. 5

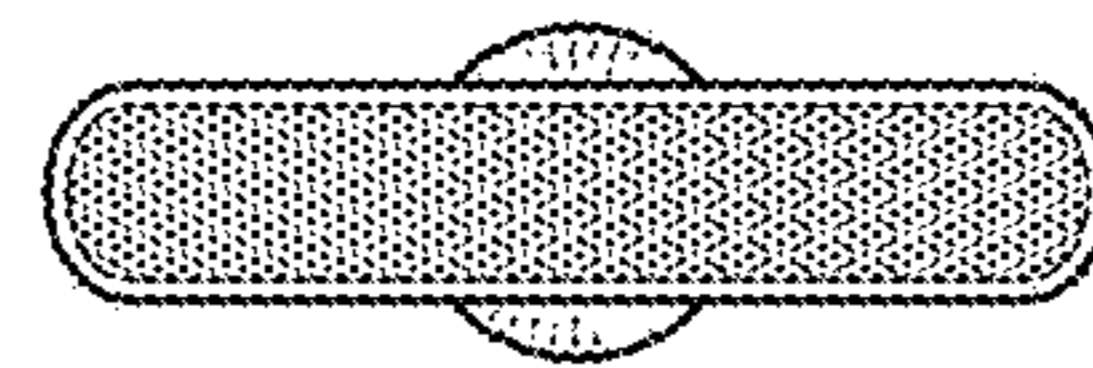


FIG. 6

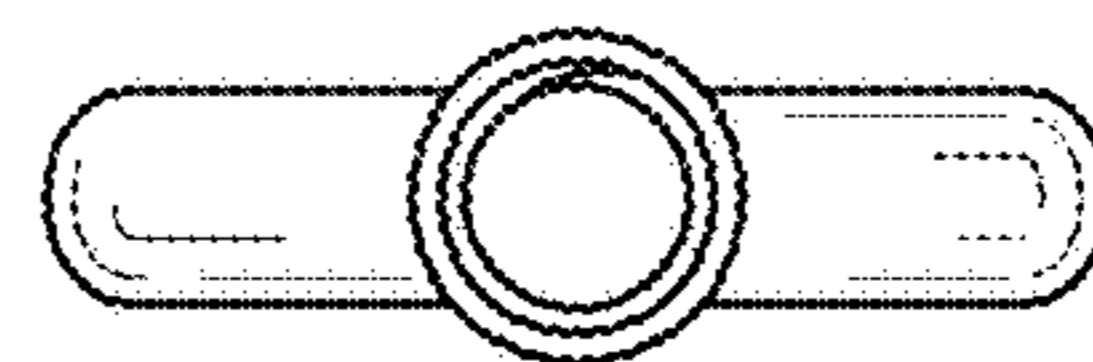


FIG. 7

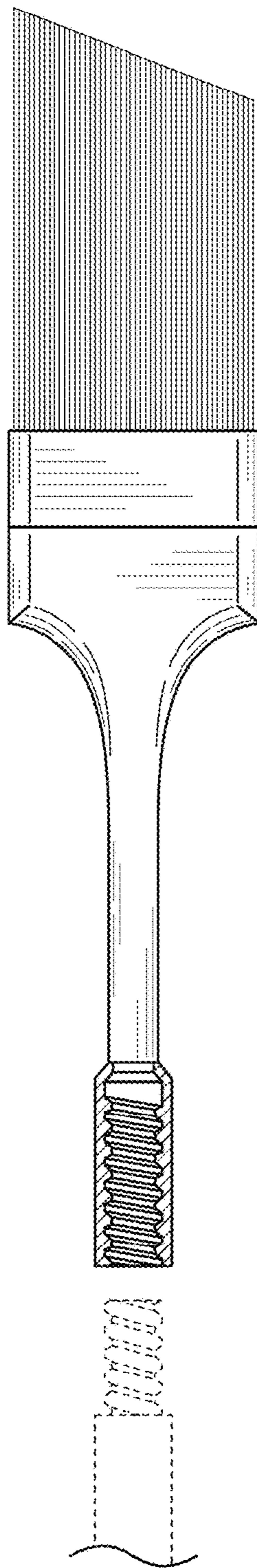


FIG. 8