



US00D862869S

(12) **United States Design Patent**
Simone et al.

(10) **Patent No.:** **US D862,869 S**

(45) **Date of Patent:** **** Oct. 15, 2019**

(54) **SHOE**

(71) Applicant: **Reebok International Limited**, London (GB)

(72) Inventors: **Dustin Simone**, Boston, MA (US);
John Greenhalgh, Foxboro, MA (US);
Matthew Boudreau, North Attleboro, MA (US)

(73) Assignee: **Reebok International Limited**, London (GB)

(**) Term: **15 Years**

(21) Appl. No.: **29/628,145**

(22) Filed: **Dec. 1, 2017**

(51) **LOC (12) Cl.** **02-99**

(52) **U.S. Cl.**
USPC **D2/972**

(58) **Field of Classification Search**
USPC D2/896, 902, 906-908, 946, 969,
D2/972-974, 978; D5/47, 49, 50, 53, 54,
D5/56, 60
CPC ... A43B 13/181; A43B 13/141; A43B 13/186;
A43B 13/188; A43B 23/00; A43B 23/02;
A43B 5/00; A43B 23/26; A43B 1/04;
A43B 11/14; A43B 7/00; A43B 3/12;
A43C 3/00; A43C 5/00; A43C 7/00;
A43C 11/004

See application file for complete search history.

(56) **References Cited**

U.S. PATENT DOCUMENTS

D377,263 S	1/1997	Lucas	
D397,855 S *	9/1998	Clarke	D2/972
D415,882 S *	11/1999	McDowell	D2/972
D452,070 S *	12/2001	Holmes	D2/972
D496,152 S *	9/2004	Doxey	D2/972
D511,614 S *	11/2005	Gerber	D2/972
D516,286 S *	3/2006	Hubbard	D2/972

D537,617 S *	3/2007	Hlavacs	D2/972
D570,089 S	6/2008	Avar	
D578,294 S	10/2008	Mervar et al.	
D579,186 S	10/2008	Mervar et al.	
D598,189 S	8/2009	Lamont	
D636,584 S *	4/2011	Williams, Jr.	D2/972
D636,587 S *	4/2011	Williams, Jr.	D2/972
D667,622 S	9/2012	Spring	
D670,479 S	11/2012	Maier	
8,572,866 B2	11/2013	Dojan et al.	
D701,033 S *	3/2014	Leleu	D2/971
D707,030 S *	6/2014	Miner	D2/972
D710,082 S *	8/2014	Miner	D2/972
D710,586 S	8/2014	Williams, Jr.	

(Continued)

OTHER PUBLICATIONS

Solereview, "Nike Air Pegasus 31 Review," <<http://www.solereview.com>>, dated Jun. 10, 2014.

Primary Examiner — Dominic V Simone

(74) *Attorney, Agent, or Firm* — Sterne, Kessler, Goldstein & Fox, P.L.L.C.

(57) **CLAIM**

The ornamental design for a shoe, as shown and described.

DESCRIPTION

FIG. 1 is a top front perspective view of a shoe showing the claimed design;

FIG. 2 is a front view thereof;

FIG. 3 is a rear view thereof;

FIG. 4 is a left side view thereof;

FIG. 5 is a right side view thereof;


FIG. 6 is a top view thereof; and,

FIG. 7 is a bottom view thereof.

The dashed broken lines in the figures show portions of the shoe that form no part of the claimed design.

The dot-dash broken lines in the figures show boundaries that form no part of the claimed design.

1 Claim, 6 Drawing Sheets



(56)

References Cited

U.S. PATENT DOCUMENTS

D718,032	S	11/2014	VanHook	
D719,337	S	* 12/2014	Miner	D2/972
D735,461	S	* 8/2015	Portzline	D2/972
D753,376	S	4/2016	Birkinhead	
D791,450	S	7/2017	Birkinhead	
2004/0088888	A1	5/2004	Johnston	
2006/0048413	A1	3/2006	Sokolowski et al.	
2009/0183392	A1	7/2009	Shane	
2011/0088282	A1	4/2011	Dojan et al.	
2013/0303041	A1	11/2013	Kim	

* cited by examiner

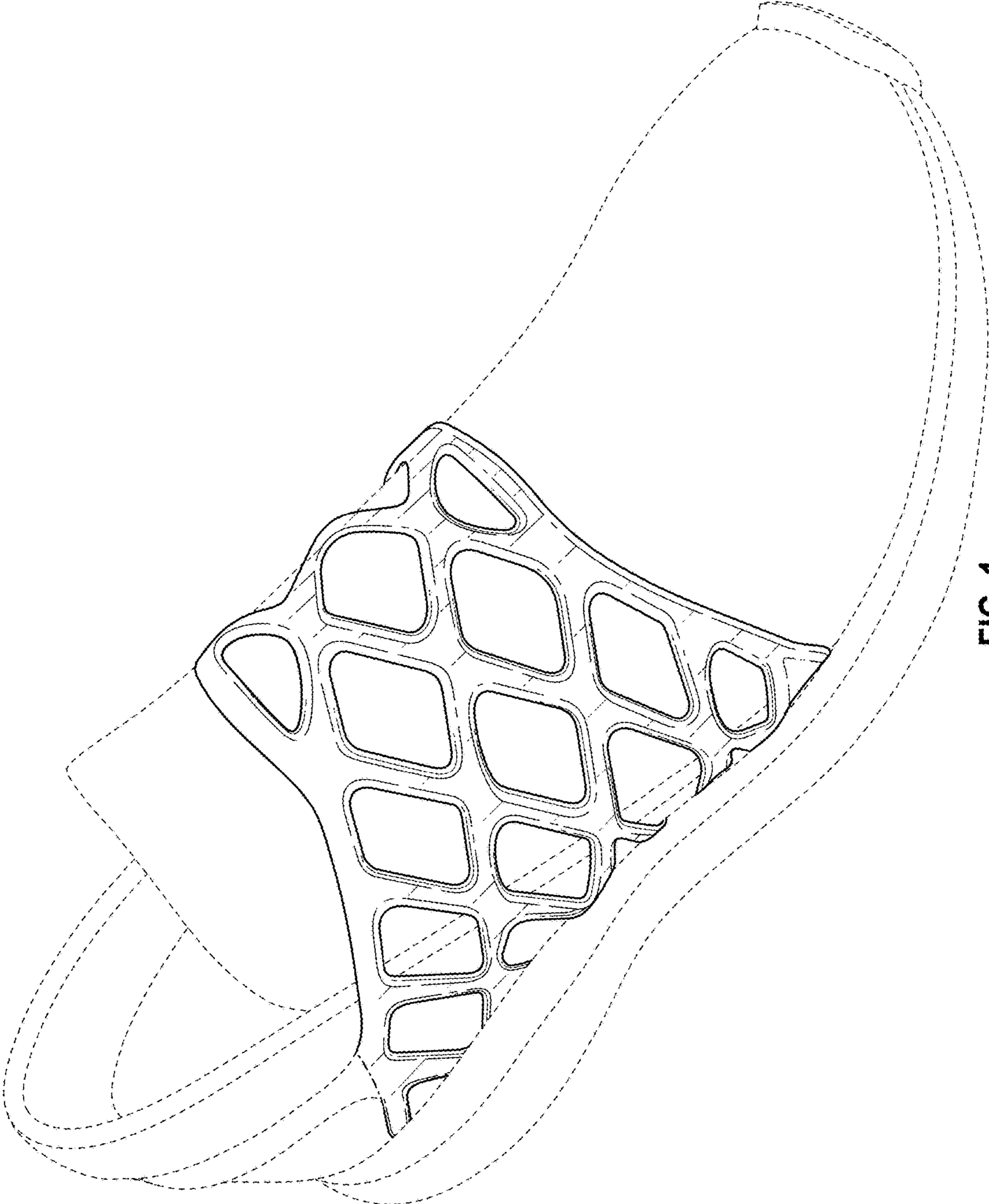


FIG. 1

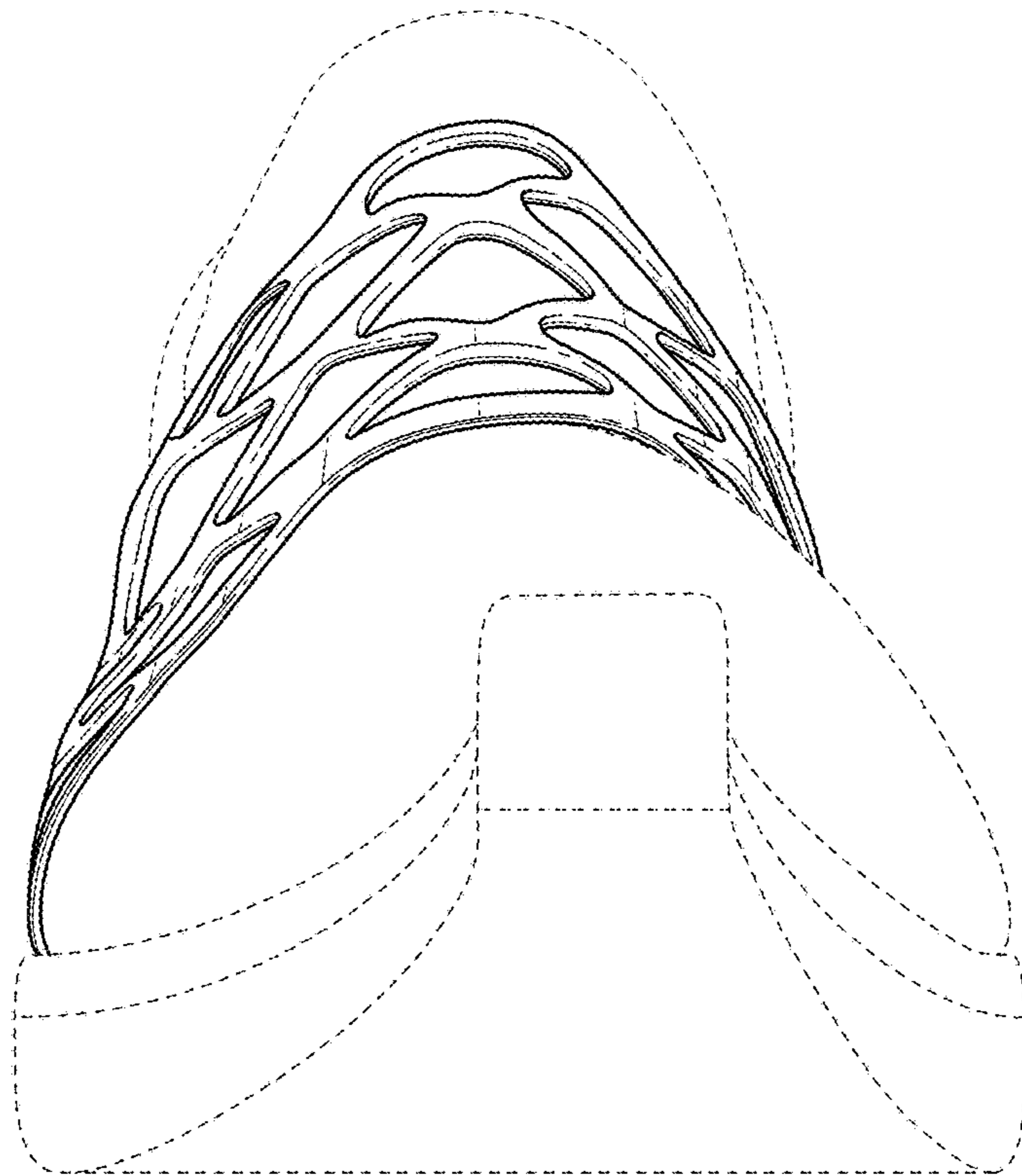


FIG. 2

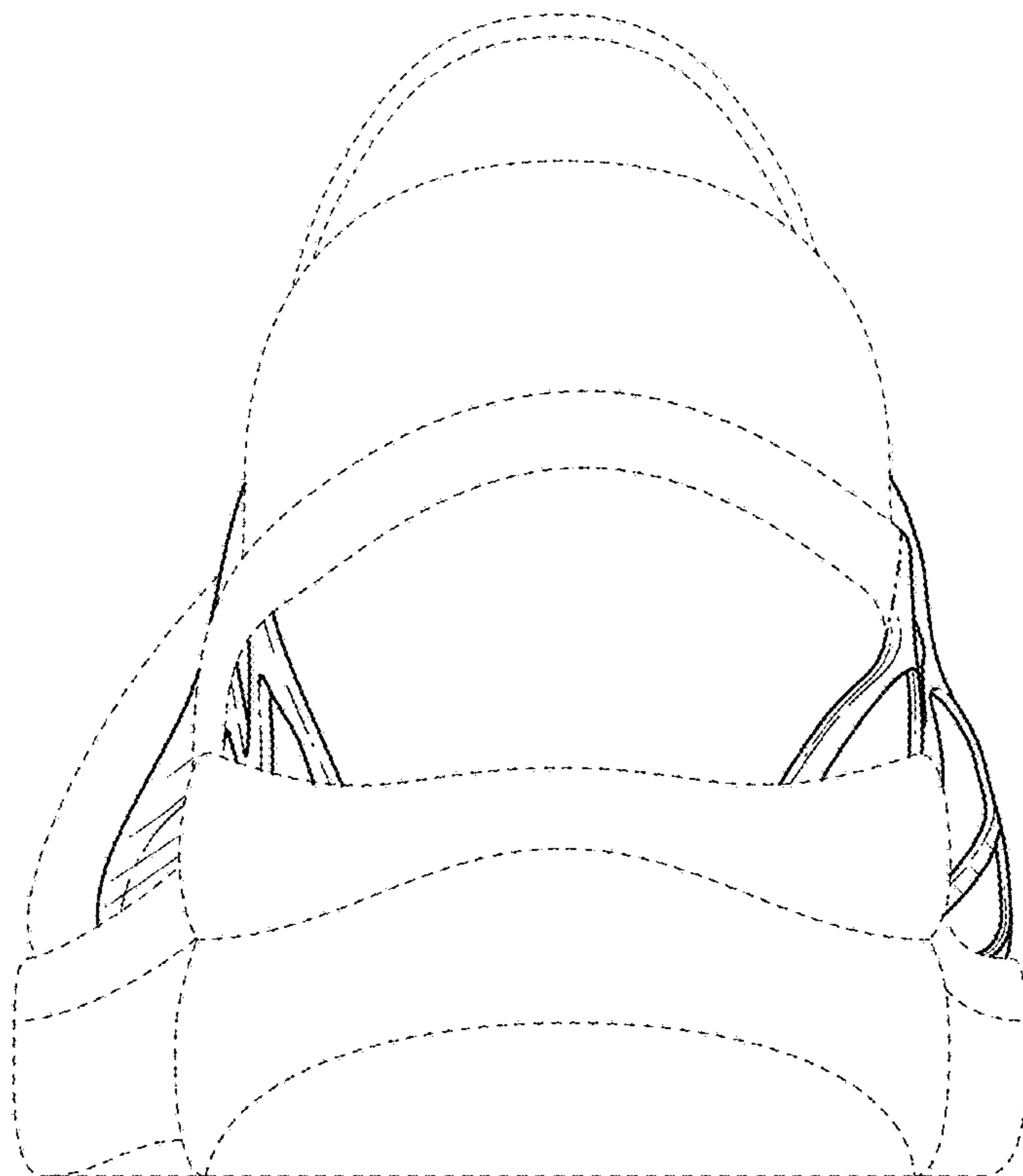


FIG. 3

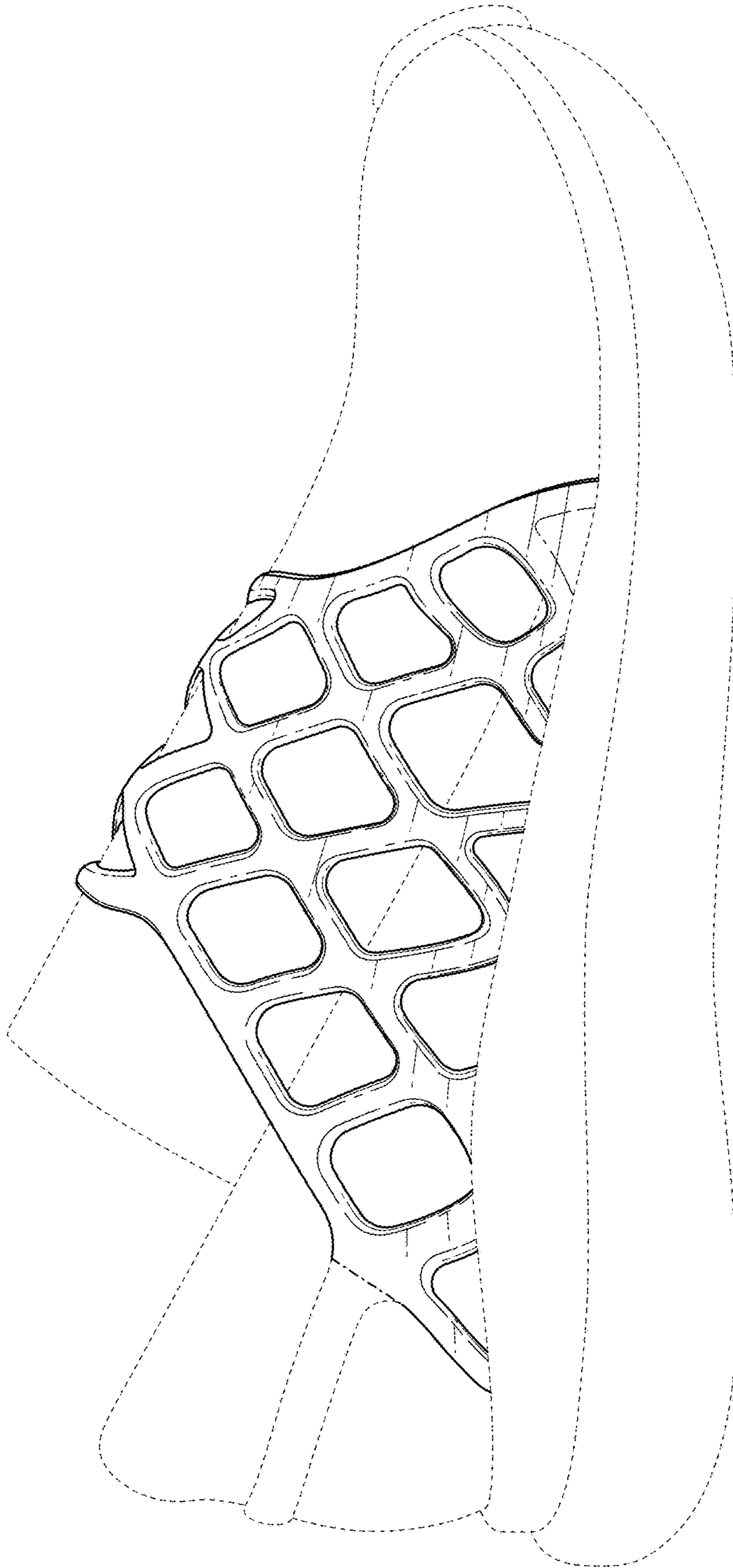


FIG. 4

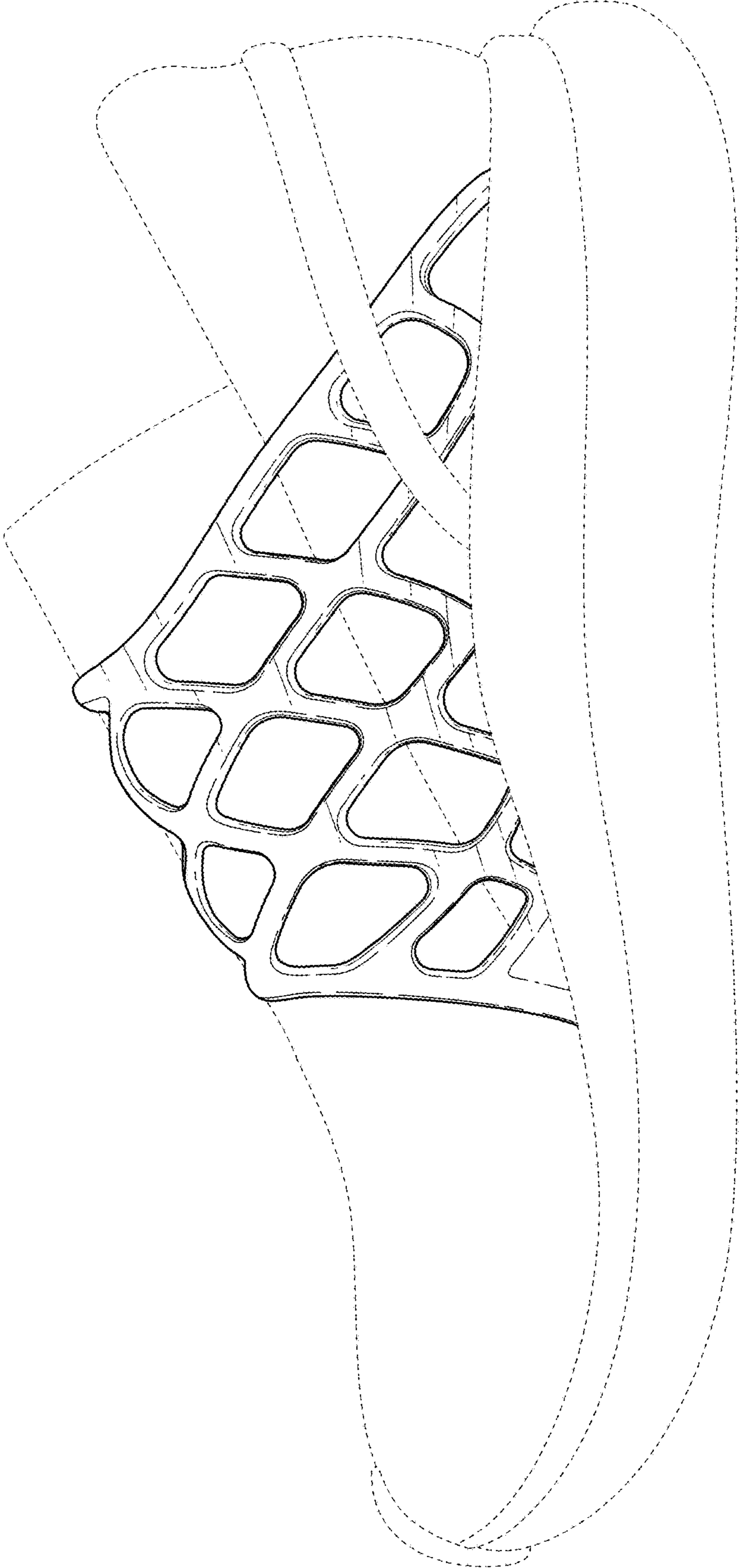


FIG. 5

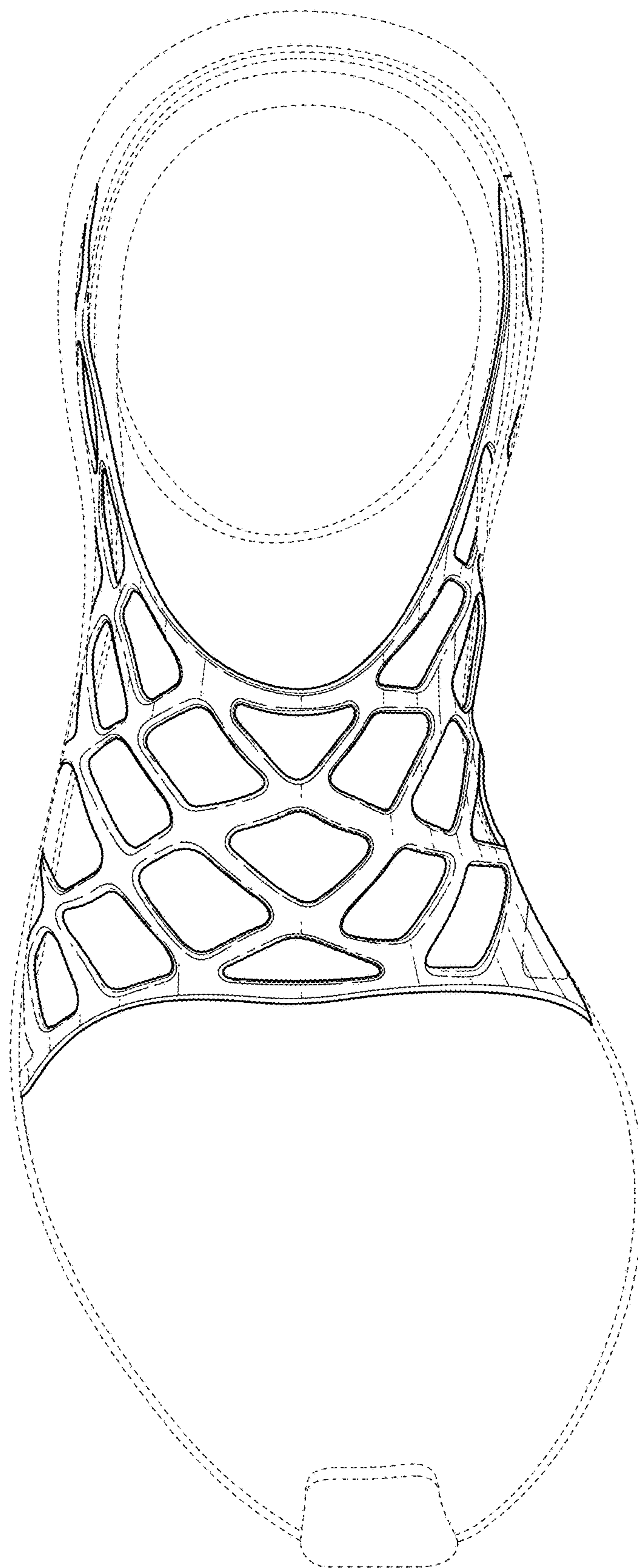


FIG. 6




FIG. 7