



US00D862866S

(12) **United States Design Patent** (10) **Patent No.:** **US D862,866 S**
Albrecht et al. (45) **Date of Patent:** **** Oct. 15, 2019**

(54) **SHOE**
(71) Applicant: **adidas AG**, Herzogenaurach (DE)
(72) Inventors: **Loana Albrecht**, Herzogenaurach (DE);
Aurelien Longo, Herzogenaurach (DE);
Nic Galway, Herzogenaurach (DE)
(73) Assignee: **adidas AG**, Herzogenaurach (DE)
(**) Term: **15 Years**
(21) Appl. No.: **29/609,515**
(22) Filed: **Jun. 30, 2017**

D466,683 S 12/2002 Chen
D483,934 S 12/2003 Adams
D487,336 S * 3/2004 Matis D2/969
D499,875 S 12/2004 Lozano
D515,292 S 2/2006 Granger
D542,519 S 5/2007 Matis
D553,838 S 10/2007 Belley et al.
D572,886 S 7/2008 Jensen
D578,294 S * 10/2008 Mervar D2/969
D579,186 S * 10/2008 Mervar D2/969
D611,231 S 3/2010 Parisotto
D634,923 S 3/2011 Lacey
D636,588 S 4/2011 Avar
D654,259 S 2/2012 Hatfield
D687,622 S 8/2013 Tzenos et al.
(Continued)

Related U.S. Application Data

(63) Continuation of application No. 29/603,252, filed on May 8, 2017, now Pat. No. Des. 841,300.

Foreign Application Priority Data

Nov. 8, 2016 (EM) 003453612
(51) **LOC (12) Cl.** **02-04**
(52) **U.S. Cl.**
USPC **D2/969**; D2/945
(58) **Field of Classification Search**
USPC D2/896, 898, 900, 903, 907, 919-923,
D2/942, 945-947, 969, 972-975
CPC A43B 3/00; A43B 3/14; A43B 3/16; A43B
3/10
See application file for complete search history.

References Cited

U.S. PATENT DOCUMENTS

D281,459 S 11/1985 Parker
D322,153 S 12/1991 Schneider
5,142,797 A 9/1992 Cole, III
D438,697 S 3/2001 Matis
D458,013 S 6/2002 Matis

OTHER PUBLICATIONS

U.S. Appl. No. 29/609,518, Non-Final Office Action dated Jan. 26, 2018, 6 pages.

(Continued)

Primary Examiner — Rashida C. Walshon
(74) *Attorney, Agent, or Firm* — Kilpatrick Townsend & Stockton LLP

CLAIM

(57) The ornamental design for a shoe, as shown and described.

DESCRIPTION

FIG. 1 is a front lateral perspective view of a shoe.
FIG. 2 is a medial side view of the shoe of FIG. 1.
FIG. 3 is a lateral side view of the shoe of FIG. 1.
FIG. 4 is a front view of the shoe of FIG. 1.
FIG. 5 is a rear view of the shoe of FIG. 1.
FIG. 6 is a top view of the shoe of FIG. 1; and,
FIG. 7 is a bottom view of the shoe of FIG. 1.
The broken lines show unclaimed subject matter only and form no part of the claimed design.

1 Claim, 7 Drawing Sheets



(56)

References Cited

U.S. PATENT DOCUMENTS

D689,684 S 9/2013 McMillan
D707,943 S 7/2014 Nascimento
D712,130 S 9/2014 Lonigan
D727,607 S 4/2015 Lee
D738,090 S * 9/2015 Avar D2/972
D740,538 S 10/2015 Roulo
D769,596 S 10/2016 Hardman
D801,026 S * 10/2017 Vanhook D2/972
D801,657 S 11/2017 Petrie
D814,776 S * 4/2018 Odinet D2/972
D820,577 S * 6/2018 Wright D2/972

OTHER PUBLICATIONS

U.S. Appl. No. 29/603,252, Non-Final Office Action dated Apr. 5, 2018, 7 pages.
U.S. Appl. No. 29/609,503, Non-Final Office Action dated Apr. 6, 2018, 7 pages.
U.S. Appl. No. 29/609,510, Non-Final Office Action dated Apr. 6, 2018, 6 pages.

* cited by examiner

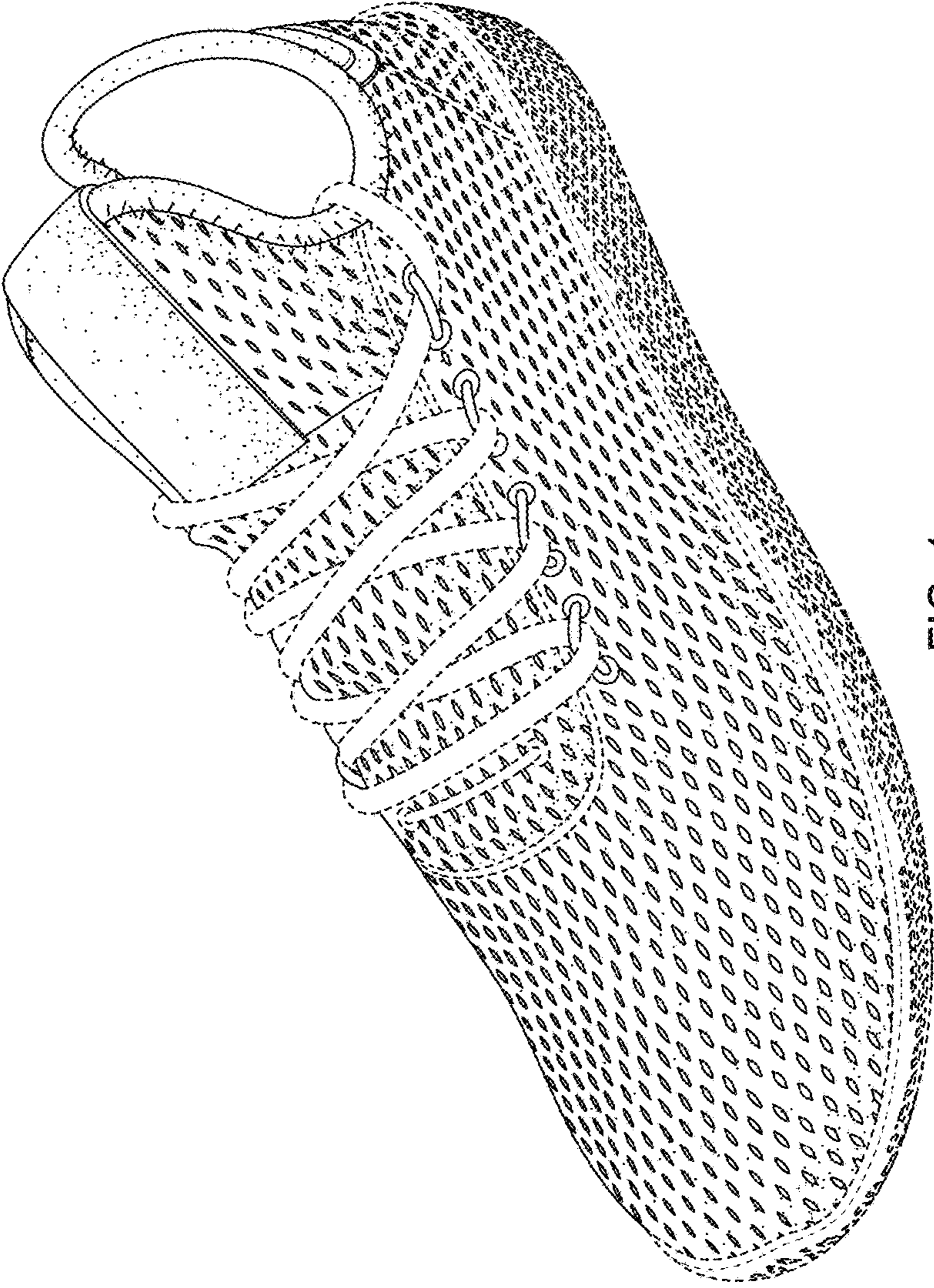


FIG. 1

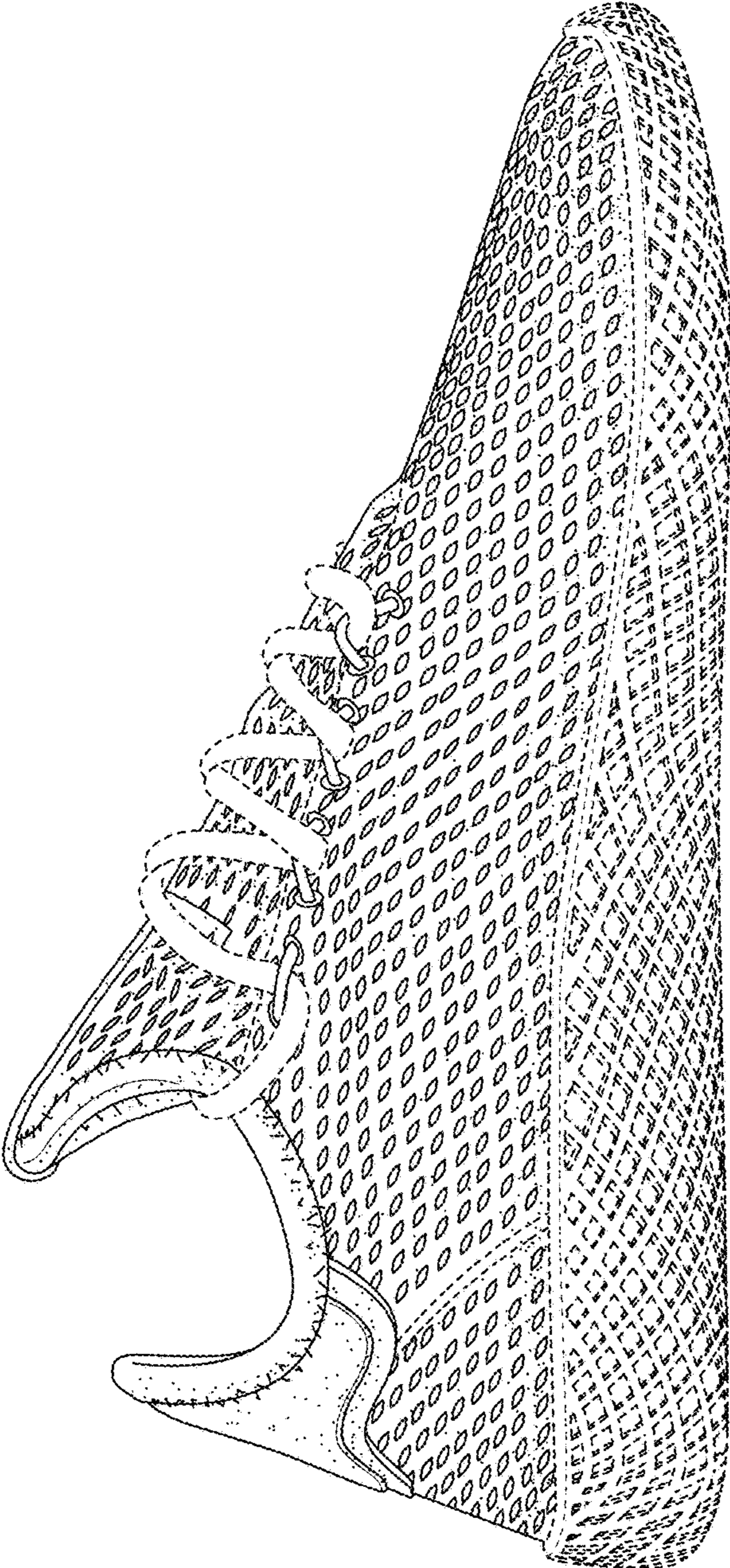


FIG. 2

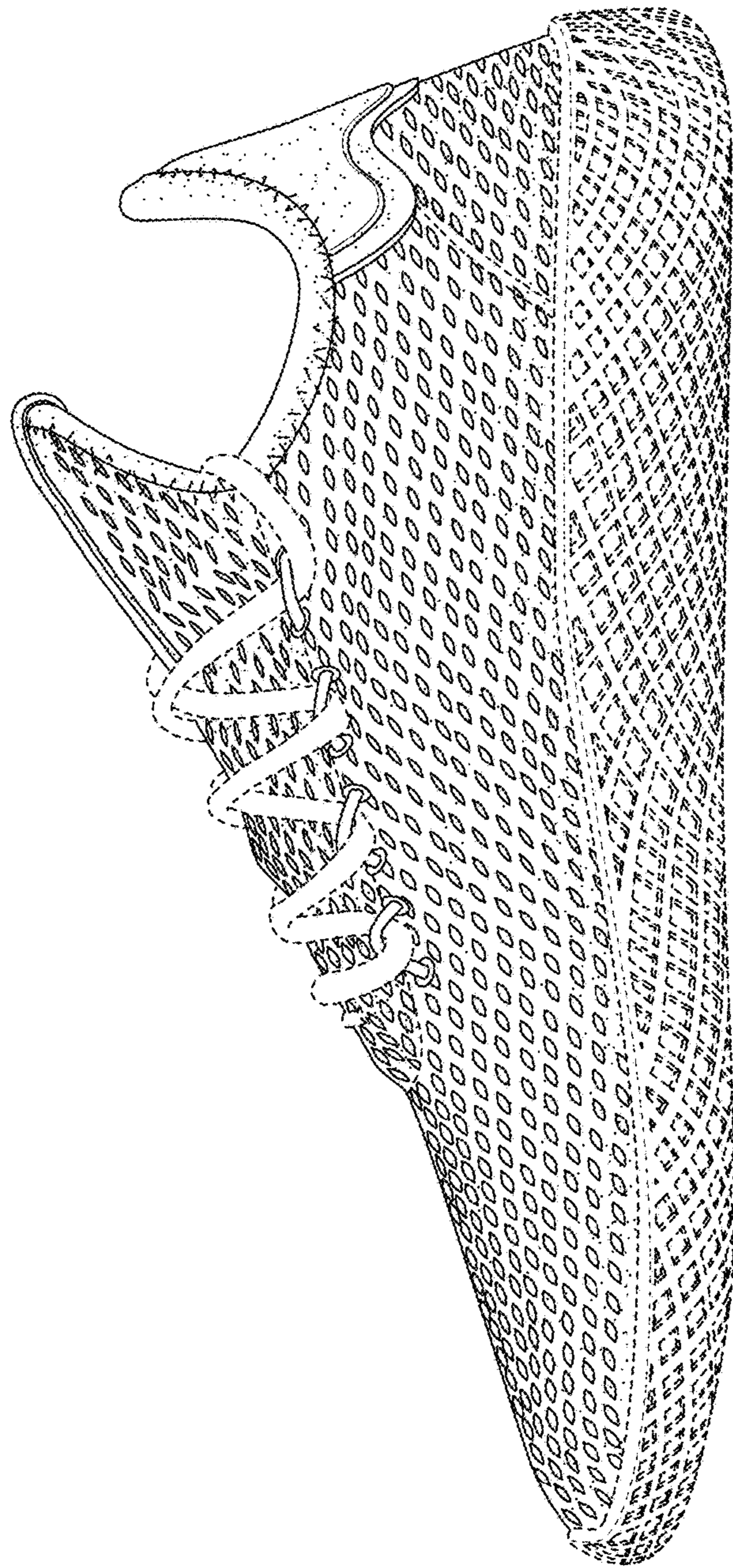


FIG. 3

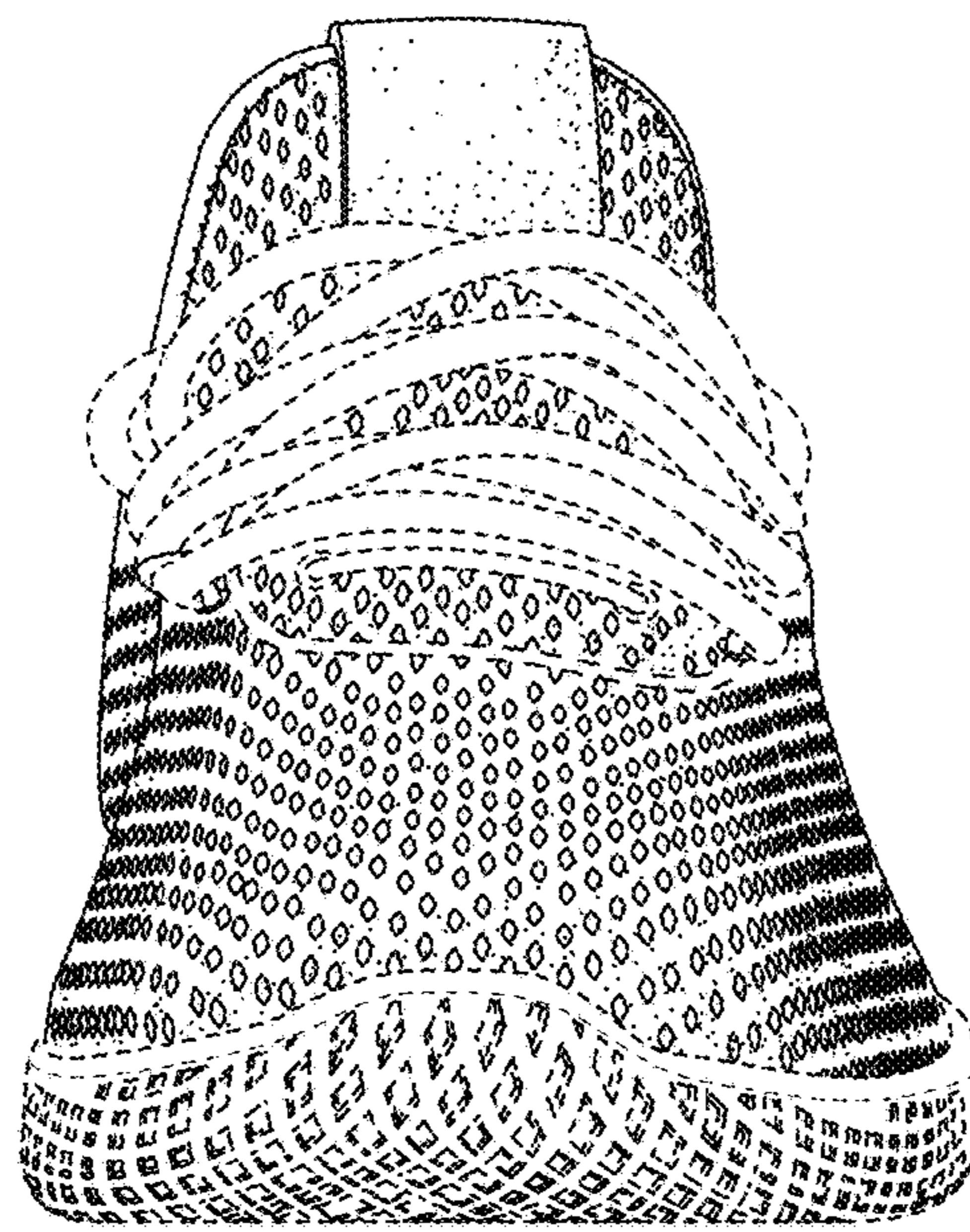


FIG. 4

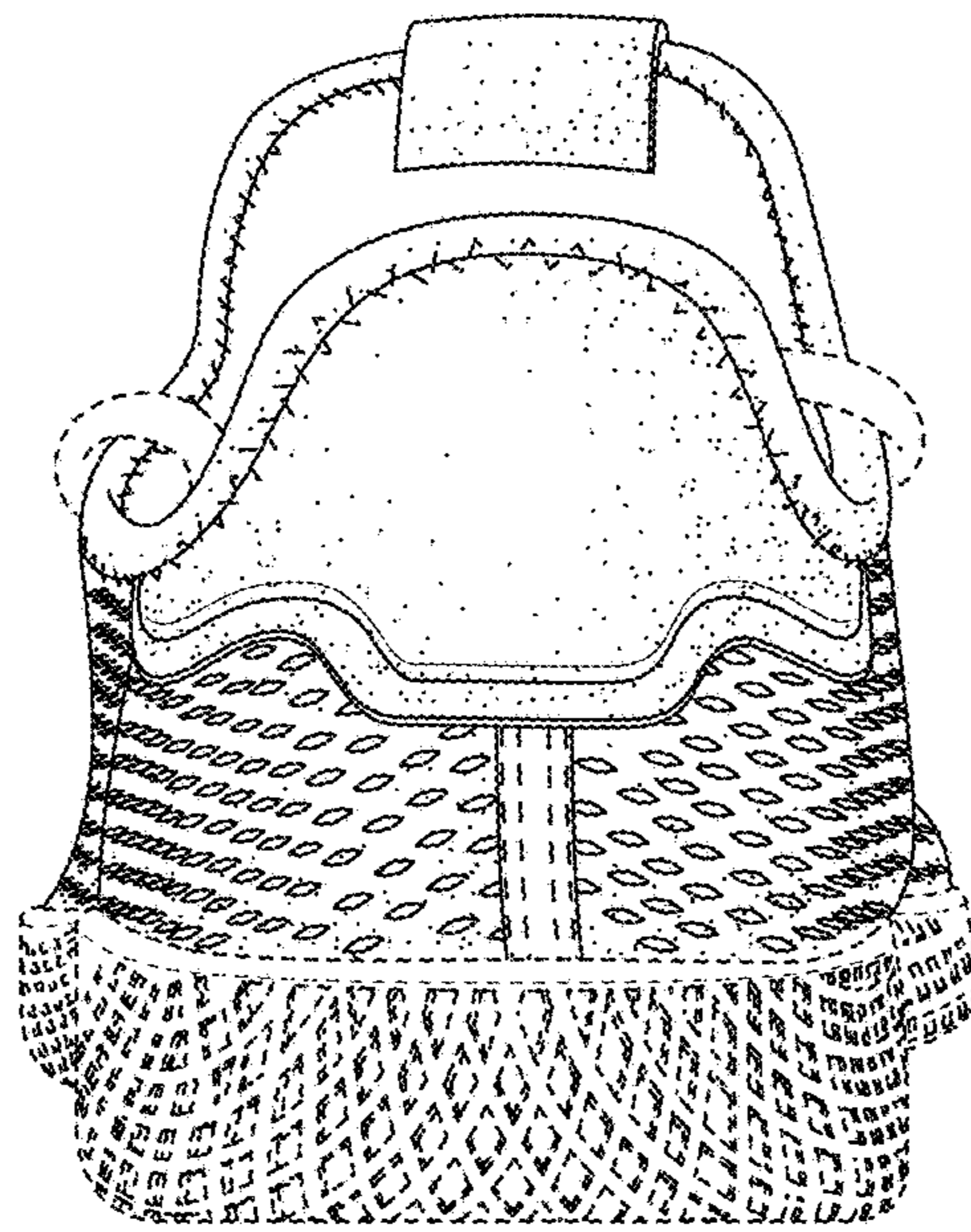


FIG. 5

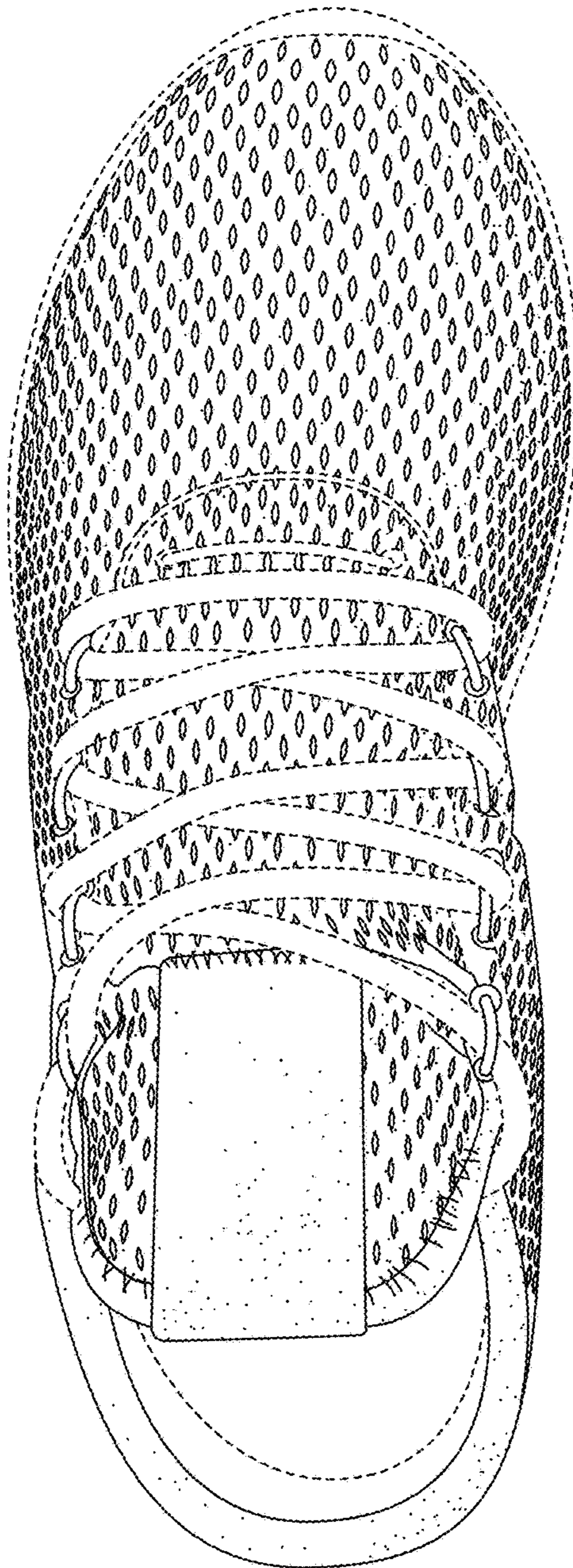


FIG. 6

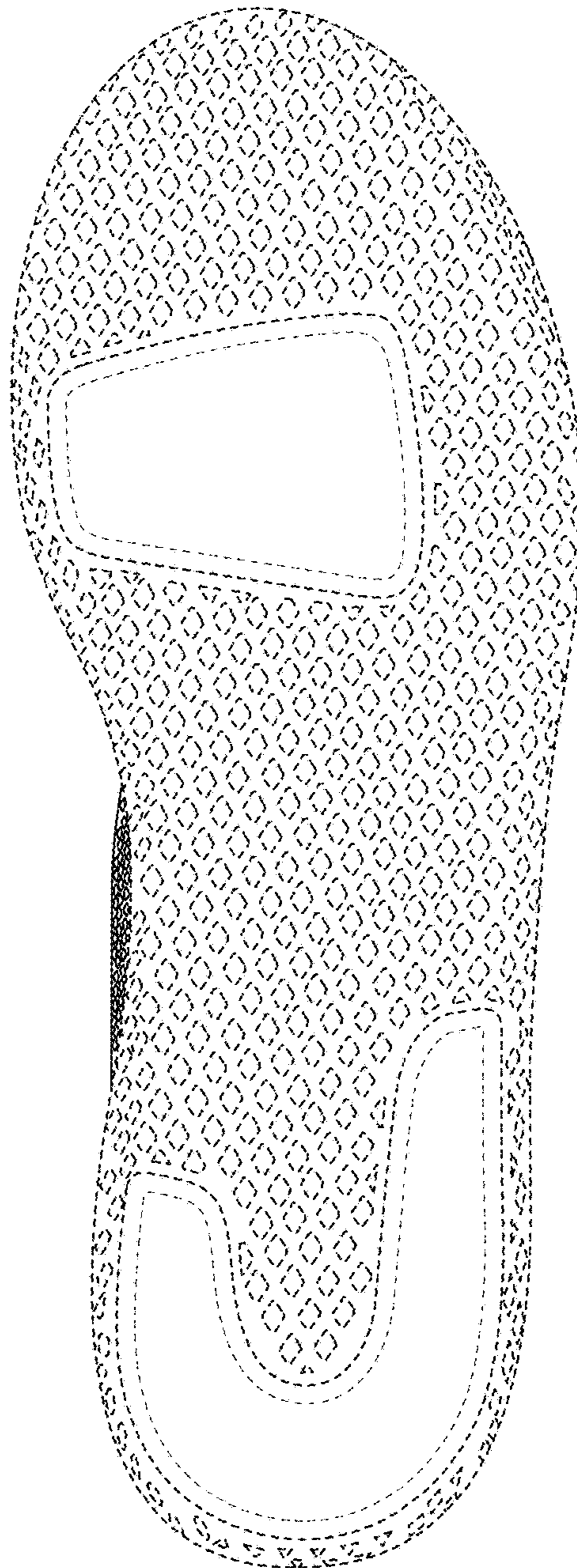


FIG. 7