

US00D862850S

(12) **United States Design Patent** (10) **Patent No.:** **US D862,850 S**  
**Foust** (45) **Date of Patent:** **\*\* Oct. 15, 2019**

(54) **BOOT** 4,587,749 A \* 5/1986 Berlese ..... A43B 7/08  
36/131  
(71) Applicant: **LaCrosse Footwear, Inc.**, Portland, OR (US) D622,487 S \* 8/2010 McCarron ..... D2/909  
D624,295 S \* 9/2010 McCarron ..... D2/910  
D670,071 S \* 11/2012 Meyer ..... D2/911  
(72) Inventor: **Ryan James Foust**, Portland, OR (US) D701,374 S \* 3/2014 Feller ..... D2/911  
D704,928 S \* 5/2014 Roundhouse ..... D2/970  
D711,086 S \* 8/2014 Anderson ..... A43B 7/08  
(73) Assignee: **LaCrosse Footwear, Inc.**, Portland, OR (US) D2/970  
D727,004 S \* 4/2015 Roundhouse ..... D2/951  
D747,078 S \* 1/2016 Feller ..... A43B 7/32  
D2/910

(\*\*) Term: **15 Years**

(21) Appl. No.: **29/675,695**

(22) Filed: **Jan. 4, 2019**

**Related U.S. Application Data**

(63) Continuation of application No. 29/595,882, filed on Mar. 2, 2017, now Pat. No. Des. 839,578, which is a continuation of application No. 29/542,644, filed on Oct. 15, 2015, now Pat. No. Des. 781,030.

(51) **LOC (12) Cl.** ..... **02-04**

(52) **U.S. Cl.**  
USPC ..... **D2/910; D2/970**

(58) **Field of Classification Search**  
USPC ..... D2/896-900, 909-915, 943-946,  
D2/969-974, 999  
CPC ..... A43B 3/02; A43B 5/00-06; A43B 7/06;  
A43B 3/08; A43B 23/00; A43B 23/02;  
A43B 3/16; A43B 3/163; A43B 5/145;  
A43B 3/06; A43B 5/16  
See application file for complete search history.

(56) **References Cited**

**U.S. PATENT DOCUMENTS**

3,091,871 A \* 6/1963 Tronche ..... A43B 7/32  
36/71  
D282,599 S \* 2/1986 Frey ..... D2/911

\* cited by examiner

*Primary Examiner* — Rashida C. Walshon

(74) *Attorney, Agent, or Firm* — Perkins Coie LLP

(57) **CLAIM**

The ornamental design for the boot, as shown and described.

**DESCRIPTION**

FIG. 1 is an isometric view of a boot showing our new design.

FIG. 2 is a front elevational view thereof.

FIG. 3 is a rear elevational view thereof.

FIG. 4 is a right-side elevational view thereof.

FIG. 5 is a left-side elevational view thereof.

FIG. 6 is a top plan view thereof; and,

FIG. 7 is a bottom plan view thereof.

The broken lines in the drawings portions of the boot that form no part of the claim.

**1 Claim, 6 Drawing Sheets**



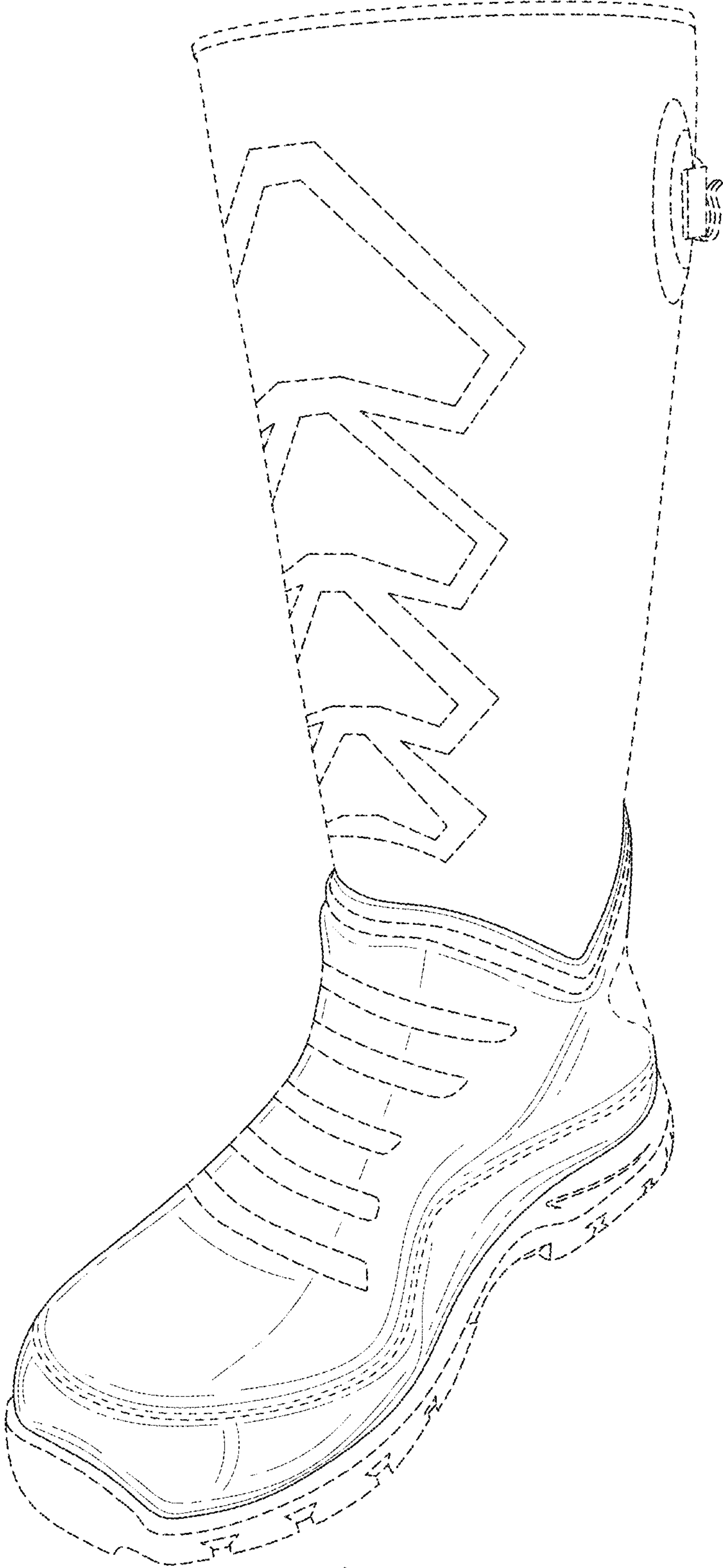
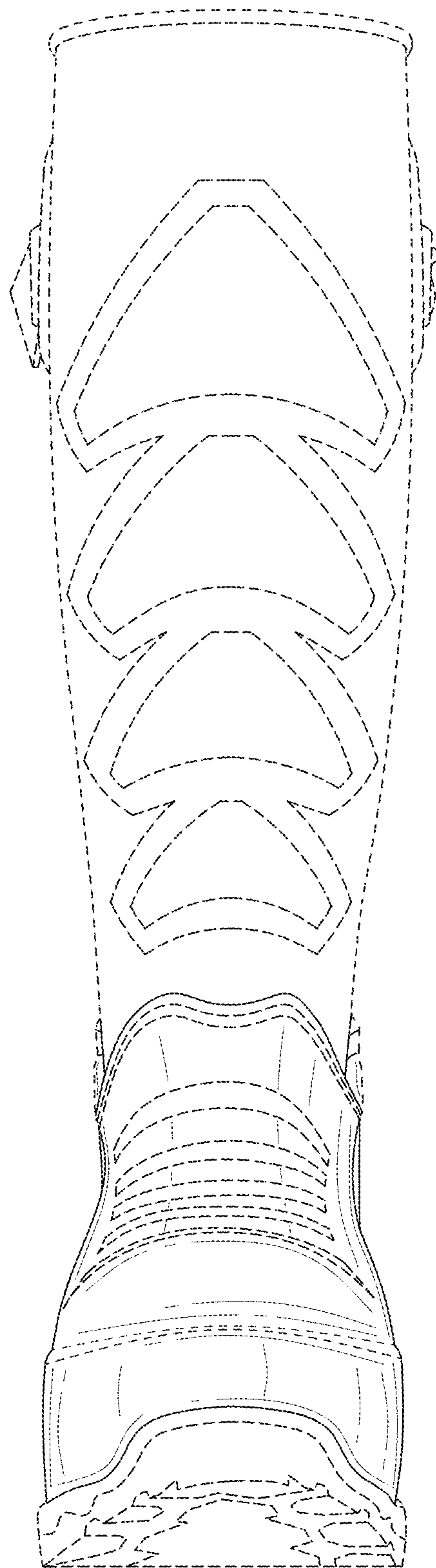
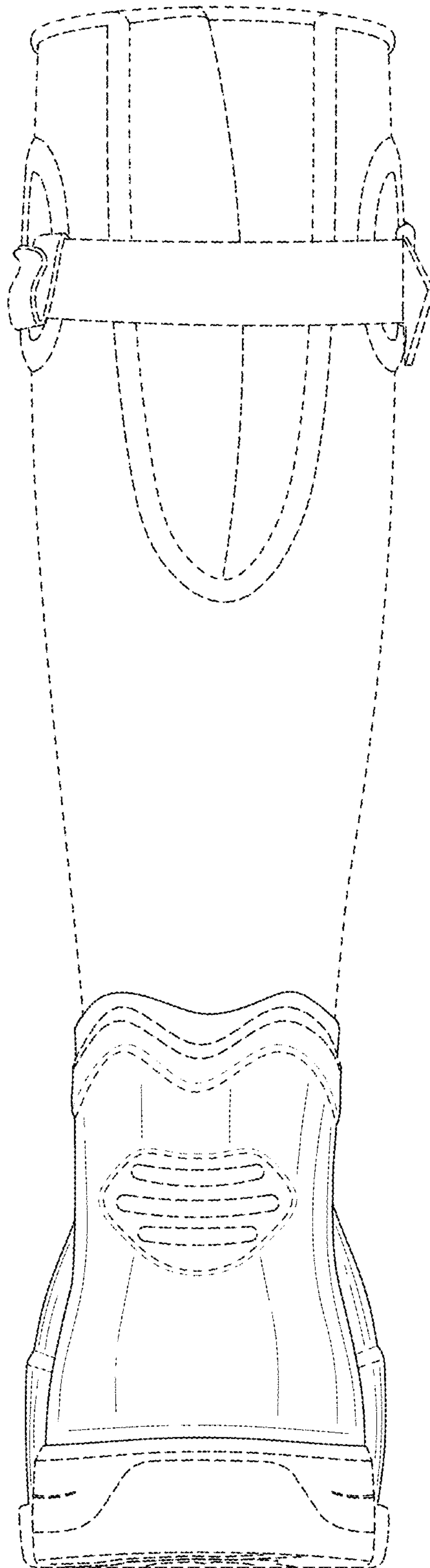


Fig. 1



*Fig. 2*



*Fig. 3*

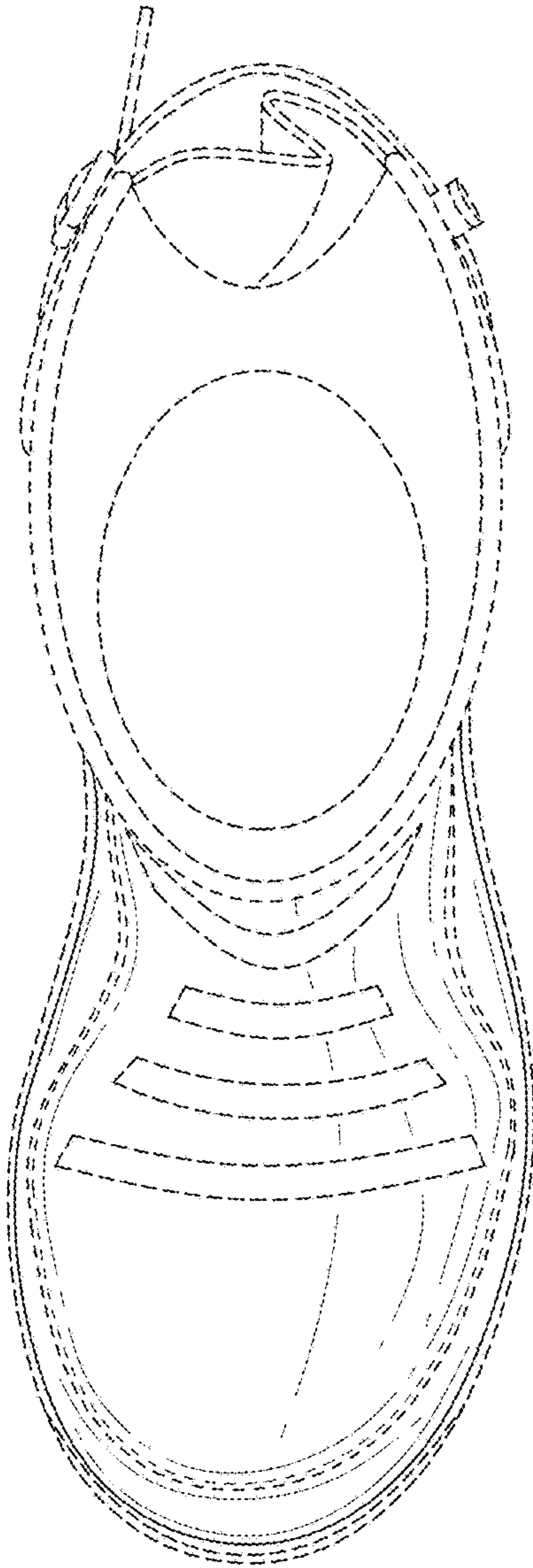


*Fig. 4*

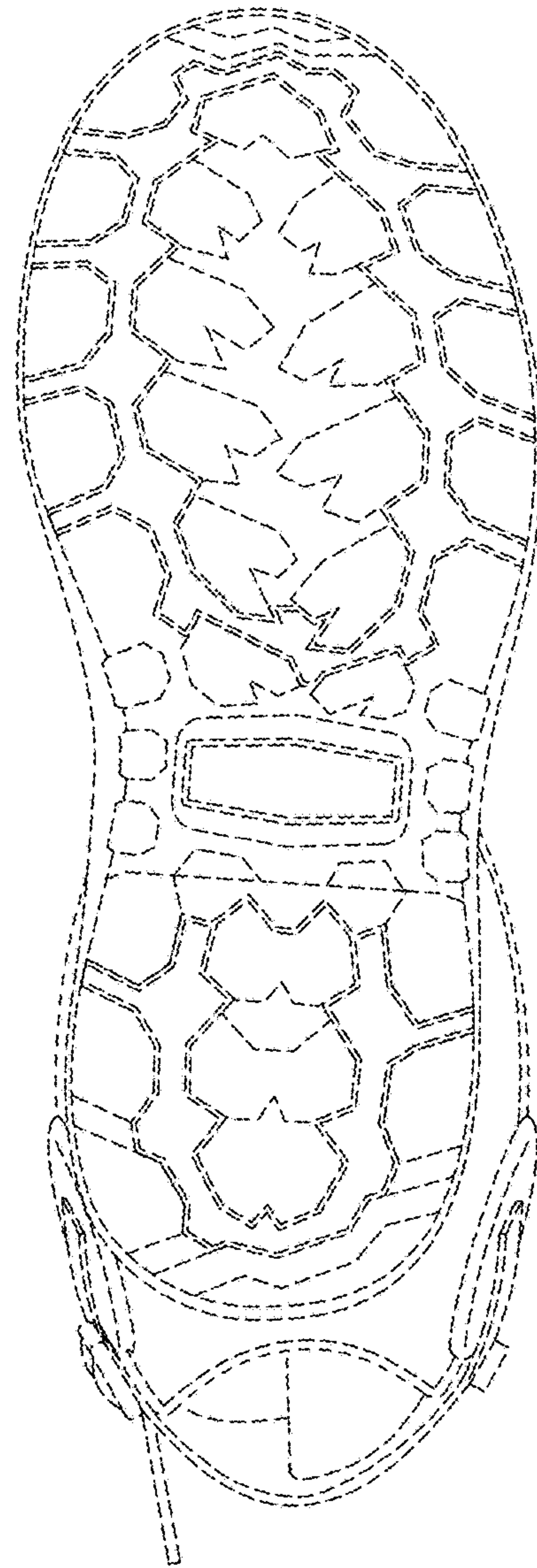




*Fig. 5*



*Fig. 6*



*Fig. 7*