

US00D862847S

(12) **United States Design Patent** (10) **Patent No.:** **US D862,847 S**
Emery (45) **Date of Patent:** **** Oct. 15, 2019**

(54) **SLEEVE PROTECTOR FOR THE BILL OF A HAT**

(71) Applicant: **Danny Emery**, Elyria, OH (US)

(72) Inventor: **Danny Emery**, Elyria, OH (US)

(**) Term: **15 Years**

(21) Appl. No.: **29/614,045**

(22) Filed: **Aug. 15, 2017**

(51) **LOC (12) Cl.** **02-03**

(52) **U.S. Cl.**
USPC **D2/893**

(58) **Field of Classification Search**

USPC D2/865, 866, 867, 868, 869, 870, 871,
D2/872, 873, 874, 875, 876, 877, 878,
D2/879, 880, 881, 882, 883, 884, 885,
D2/886, 887, 888, 889, 890, 891, 892,
D2/893, 894, 895, 102, 103, 122
CPC A42B 1/00; A42B 1/002; A42B 1/004;
A42B 1/006; A42B 1/02; A42B 1/06;
A42B 1/062; A42B 1/201; A42B 3/00;
A42B 3/124; A42C 5/00

See application file for complete search history.

(56) **References Cited**

U.S. PATENT DOCUMENTS

1,982,649	A *	12/1934	Dugan	A41D 27/13 2/53
D263,515	S *	3/1982	Townsend, Jr.	D2/893
4,491,256	A *	1/1985	Payne	D06F 59/02 223/24
D294,877	S *	3/1988	Burley	D2/893
D299,882	S *	2/1989	Fronius	D2/861
D377,108	S *	1/1997	Schulz	D2/893
D393,740	S *	4/1998	Stevens	D2/893
6,081,933	A *	7/2000	Partsch, IV	A42B 3/227 2/195.1
D517,287	S *	3/2006	Burmester	D2/893

(Continued)

Primary Examiner — Karen S Acker
Assistant Examiner — Jasmine Mlinarcik

(74) *Attorney, Agent, or Firm* — Integrity Patent Group, PLC; Charles E. Runyan

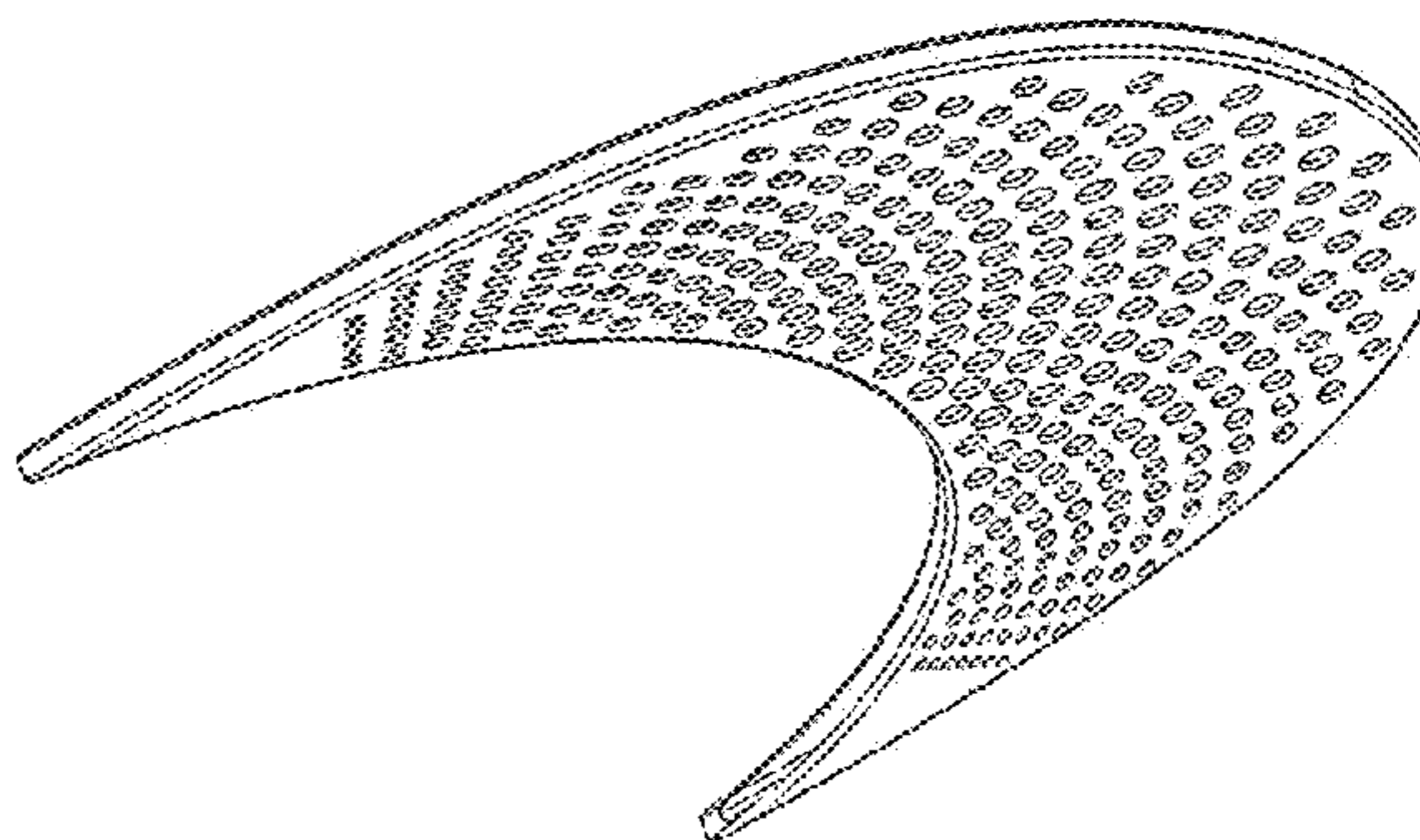

(57) **CLAIM**

The ornamental design for sleeve protector for the bill of a hat, as shown and described.

DESCRIPTION

FIG. 1 is a rear left top perspective view of a sleeve protector for the bill of a hat design showing my new design;
FIG. 2 is a front left top perspective view of sleeve protector for the bill of a hat thereof;
FIG. 3 is a front right top perspective view of sleeve protector for the bill of a hat thereof;
FIG. 4 is a rear right top perspective view of sleeve protector for the bill of a hat thereof;
FIG. 5 is a top plan view of sleeve protector for the bill of a hat thereof;
FIG. 6 is a front view of sleeve protector for the bill of a hat thereof;
FIG. 7 is a left side elevational view of sleeve protector for the bill of a hat thereof;
FIG. 8 is a rear view of sleeve protector for the bill of a hat thereof;
FIG. 9 is a right side elevational view of sleeve protector for the bill of a hat thereof;
FIG. 10 is a bottom plan view of sleeve protector for the bill of a hat thereof;
FIG. 11 is a rear left bottom perspective view of sleeve protector for the bill of a hat thereof;
FIG. 12 is a front left bottom perspective view of sleeve protector for the bill of a hat thereof;
FIG. 13 is a front right bottom perspective view of sleeve protector for the bill of a hat thereof; and,
FIG. 14 is a rear right bottom perspective view of sleeve protector for the bill of a hat thereof.

1 Claim, 14 Drawing Sheets



(56)

References Cited

U.S. PATENT DOCUMENTS

D583,536 S * 12/2008 Glennie D2/893
D589,235 S * 3/2009 Kelleghan D2/876
D592,835 S * 5/2009 Wilson D2/893
D601,329 S * 10/2009 Johns D2/876
D617,981 S * 6/2010 Hines D2/893
D749,303 S * 2/2016 York D2/872
9,402,433 B2 * 8/2016 York A42B 1/24
2004/0006807 A1 * 1/2004 Wang A42B 1/062
2/195.1
2010/0064419 A1 * 3/2010 Lee A42B 1/063
2/209.13
2014/0137311 A1 * 5/2014 Sandoval A42B 1/063
2/181
2015/0113708 A1 * 4/2015 Hill A42B 1/063
2/244
2016/0000172 A1 * 1/2016 Cho A42C 5/02
2/181
2017/0245572 A1 * 8/2017 Han A42B 1/004

* cited by examiner




FIG. 1




FIG. 2




FIG. 3




FIG. 4

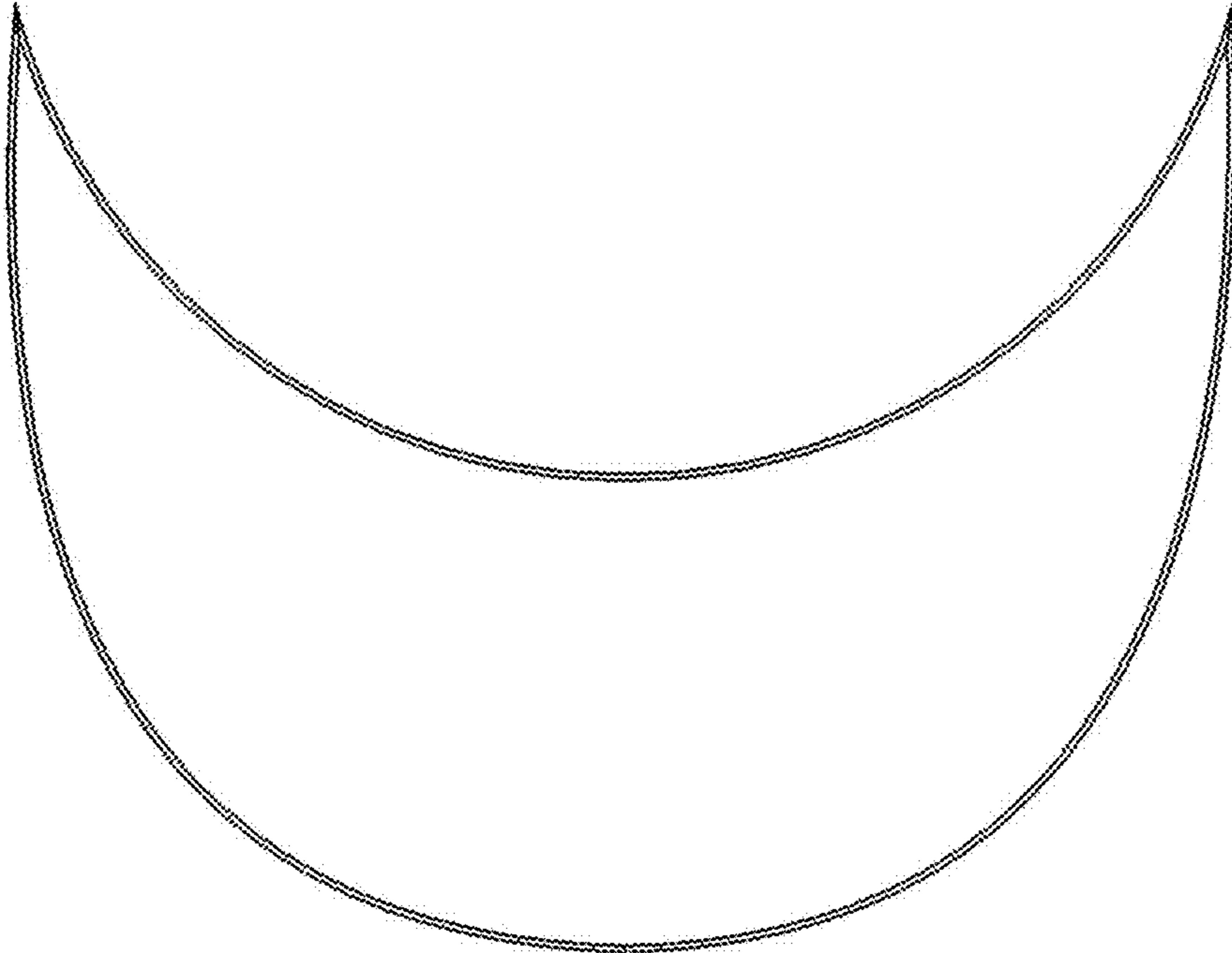


FIG. 5




FIG. 6



FIG. 7




FIG. 8



FIG. 9

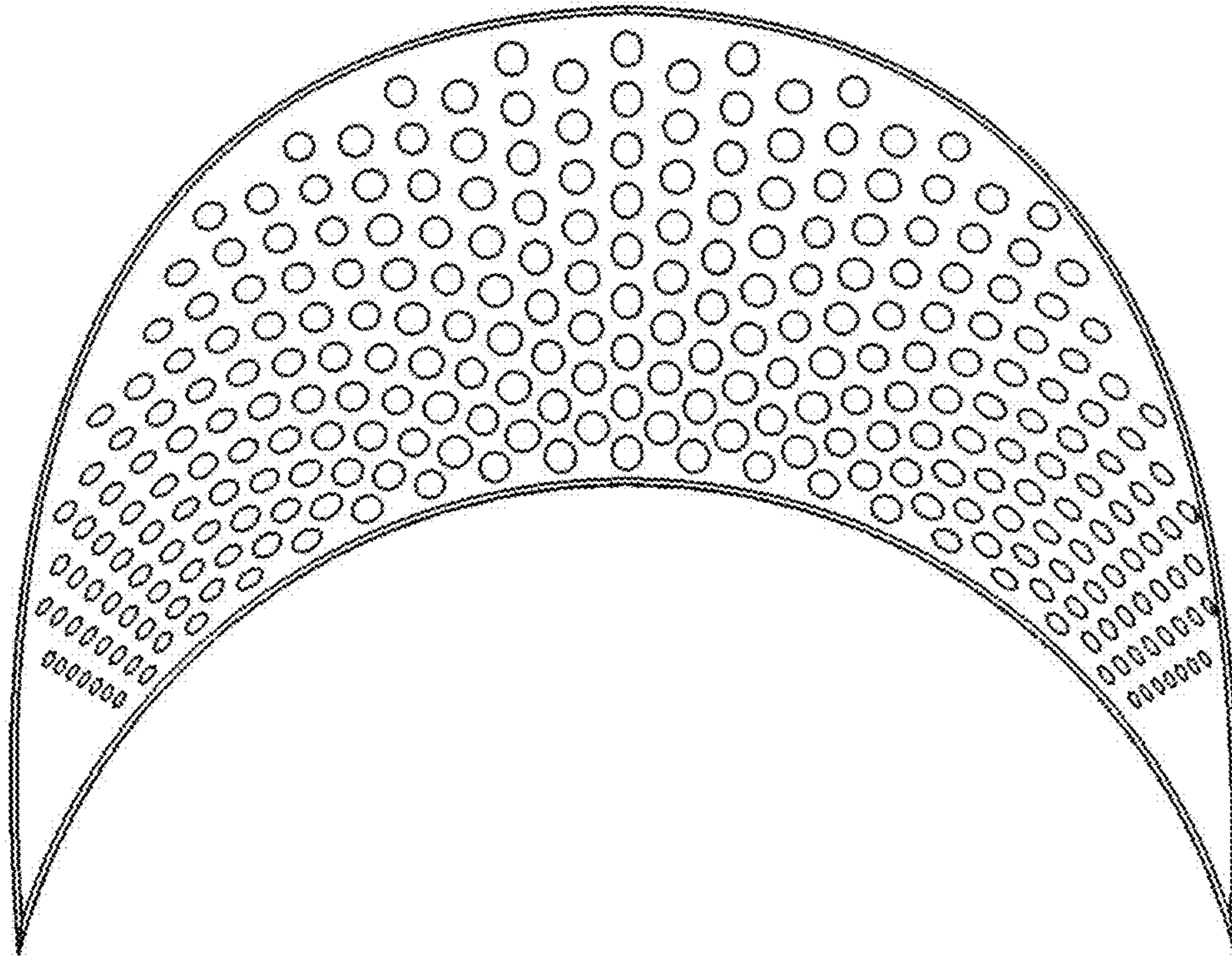


FIG. 10

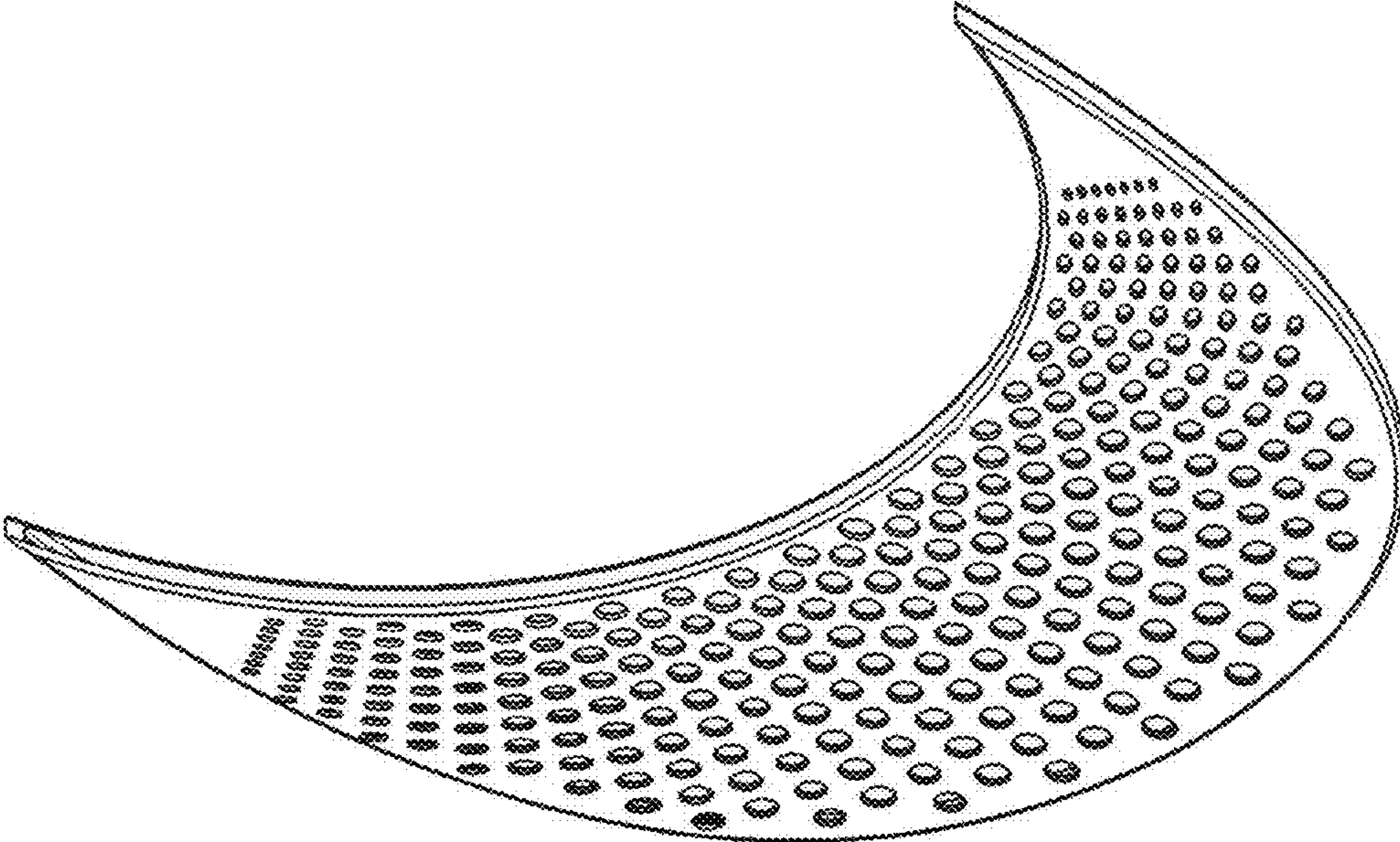


FIG. 11

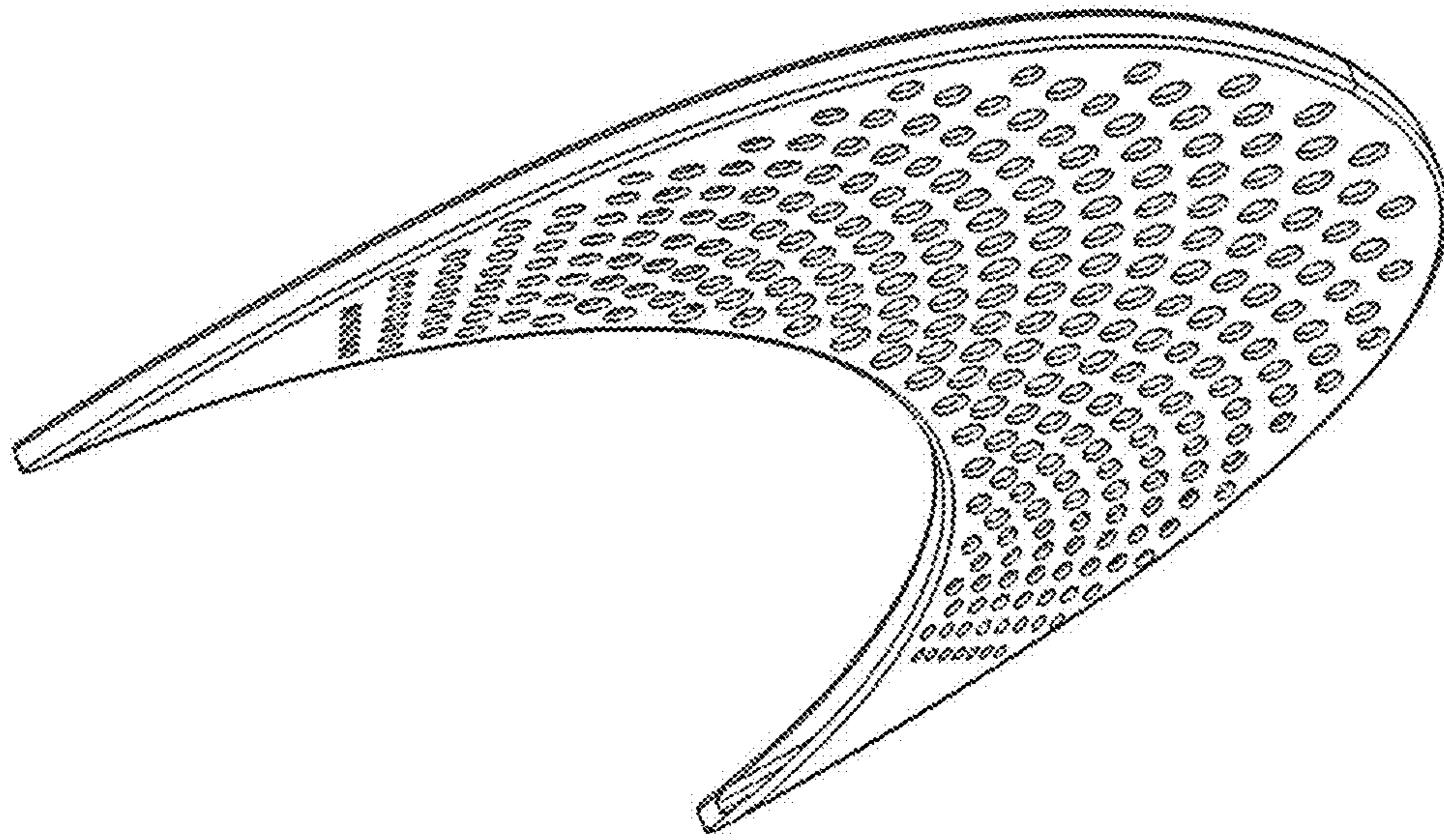


FIG. 12

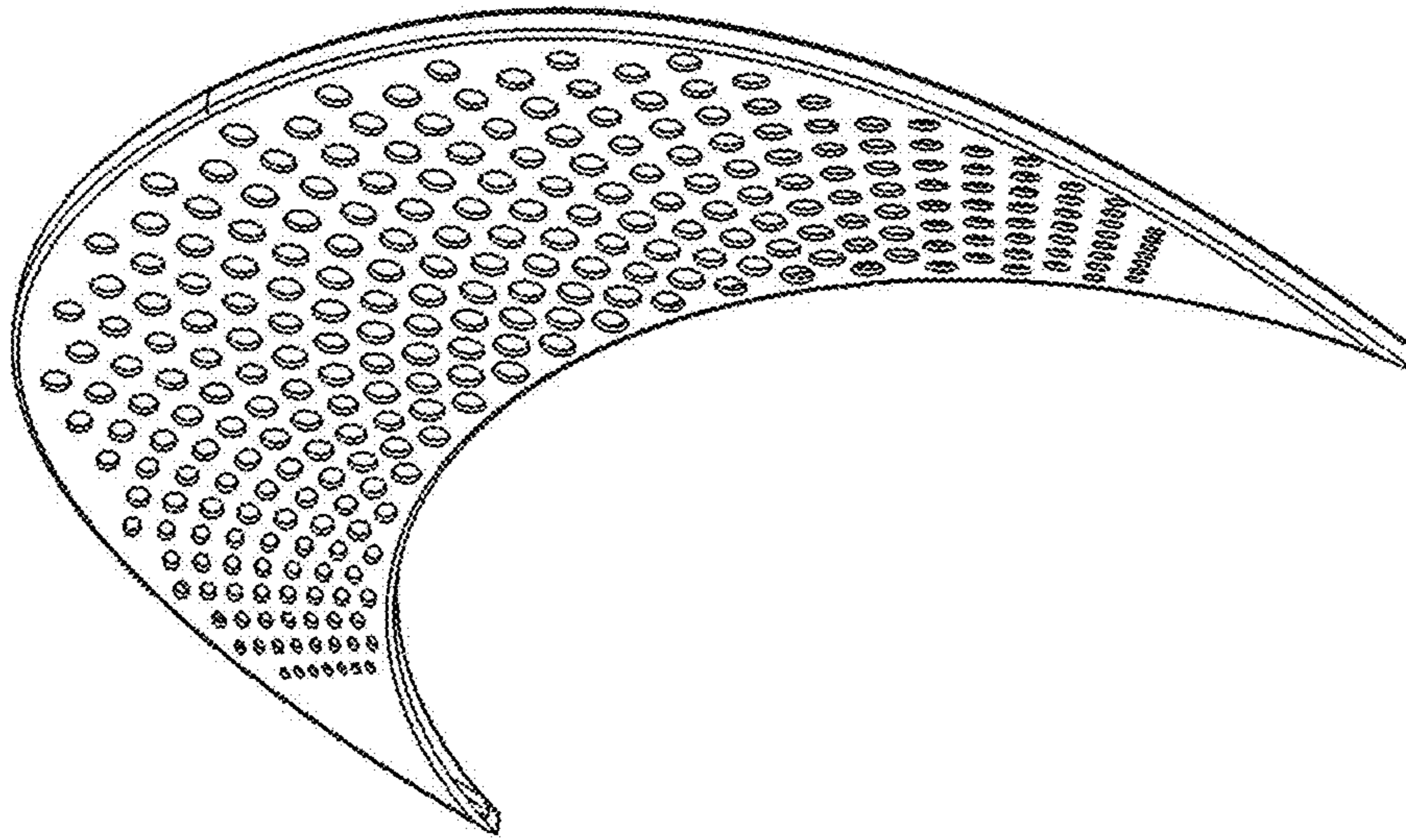


FIG. 13

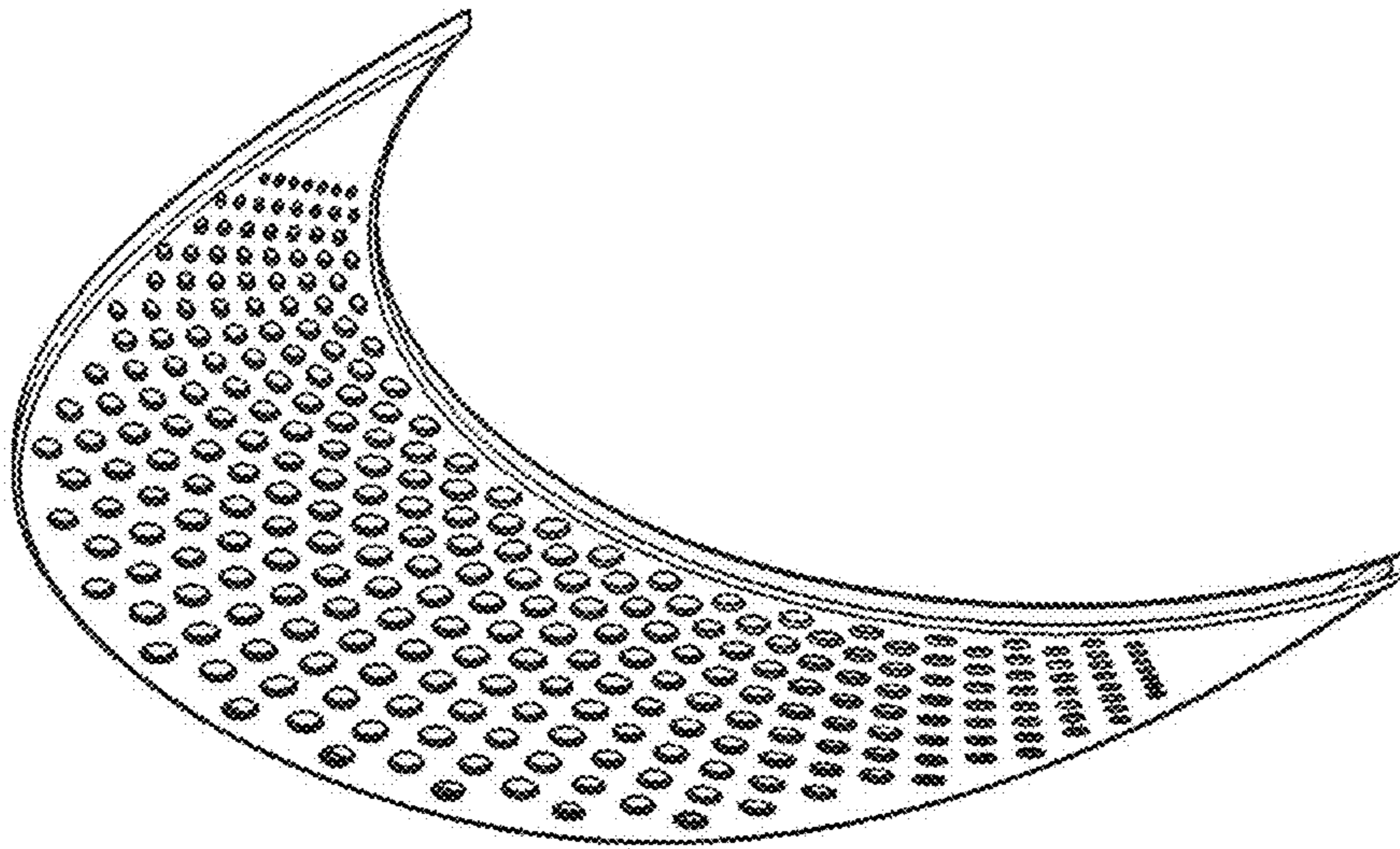


FIG. 14