



US00D862833S

(12) **United States Design Patent** (10) **Patent No.:** **US D862,833 S**
de Bue (45) **Date of Patent:** **** Oct. 15, 2019**

(54) **CANDY BURGER WITH CONTAINER**

(56) **References Cited**

(71) Applicant: **Perfetti Van Melle S.p.A.**, Lainate,
Milan (IT)

(72) Inventor: **Rob de Bue**, Nijmegen (NL)

(73) Assignee: **PERFETTI VAN MELLE S.P.A.**,
Milan (IT)

(**) Term: **15 Years**

(21) Appl. No.: **29/613,018**

(22) Filed: **Aug. 7, 2017**

(30) **Foreign Application Priority Data**

Feb. 17, 2017 (EM) 003757277-0001

(51) **LOC (12) Cl.** **01-01**

(52) **U.S. Cl.**
USPC **D1/106**

(58) **Field of Classification Search**
USPC D1/100-130, 199; 426/104, 108, 138,
426/391, 549, 808, 94, 143, 559, 560;
D6/597, 601, 303; D7/359, 354, 628,
D7/675; D21/464, 594; 28/4; 119/710;
D25/138; D9/456, 624, 629, 707;
D11/44, 56, 81, 83, 103, 149, 157;
249/92; D3/208, 271.1; D99/5
CPC .. A21D 13/0025; A21D 13/0074; B26D 3/11;
A47J 37/043; A47J 37/049; A47J 43/18;
A22C 17/006; A22C 13/0013; A23L
1/164; A23L 1/005; A23B 4/10; B65D
81/343

See application file for complete search history.

U.S. PATENT DOCUMENTS

D242,297 S *	11/1976	Ortega	D3/211
D252,323 S *	7/1979	Molenaar	D11/81
D259,758 S *	7/1981	Marquardt	D7/625
D279,297 S *	6/1985	Rosson	D19/187
D292,581 S *	11/1987	Yoshiharu	379/434
D345,400 S *	3/1994	Pachol	D1/106
D389,200 S *	1/1998	Madsen	D21/464
D405,240 S *	2/1999	Weiss	D2/897
D440,680 S *	4/2001	Hickmann	D1/101
D578,086 S *	10/2008	Hoehn	D14/126
D672,526 S *	12/2012	Lee	D1/115
2004/0115312 A1 *	6/2004	Russell	A23L 19/05 426/89
2009/0258116 A1 *	10/2009	Peyton	G09F 3/10 426/87

* cited by examiner

Primary Examiner — Katie Jane Stofko

(74) *Attorney, Agent, or Firm* — Westerman, Hattori,
Daniels & Adrian, LLP

(57) **CLAIM**

The ornamental design for a candy burger with container, as shown.

DESCRIPTION

FIG. 1 is an isometric view of a candy burger with container showing my new design.

FIG. 2 is a front elevational view thereof;

FIG. 3 is a back elevational view thereof;

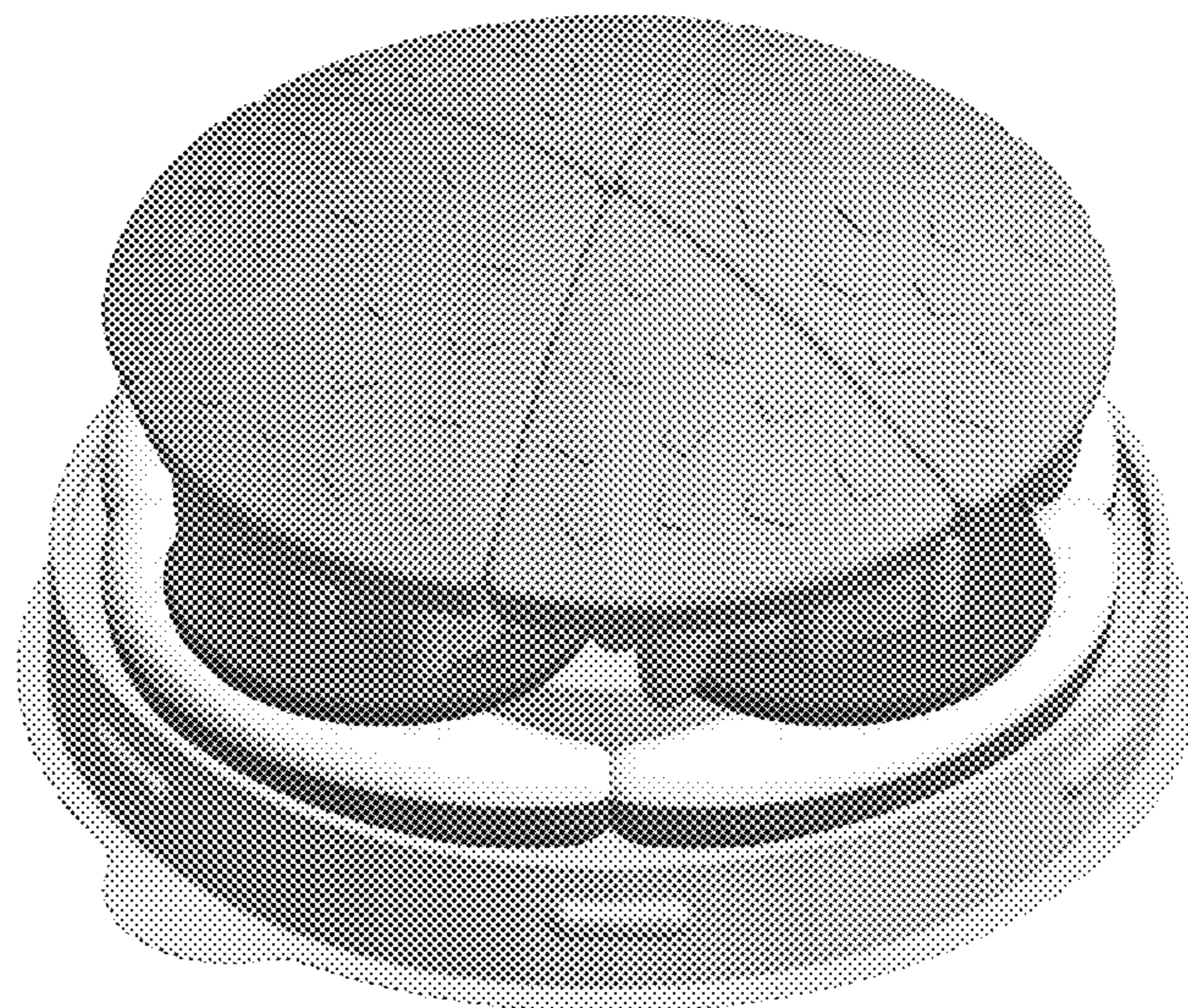
FIG. 4 is a left side elevational view thereof;

FIG. 5 is a right side elevational view thereof;

FIG. 6 is a top plan view thereof; and,

FIG. 7 is a bottom plan view thereof.

1 Claim, 7 Drawing Sheets



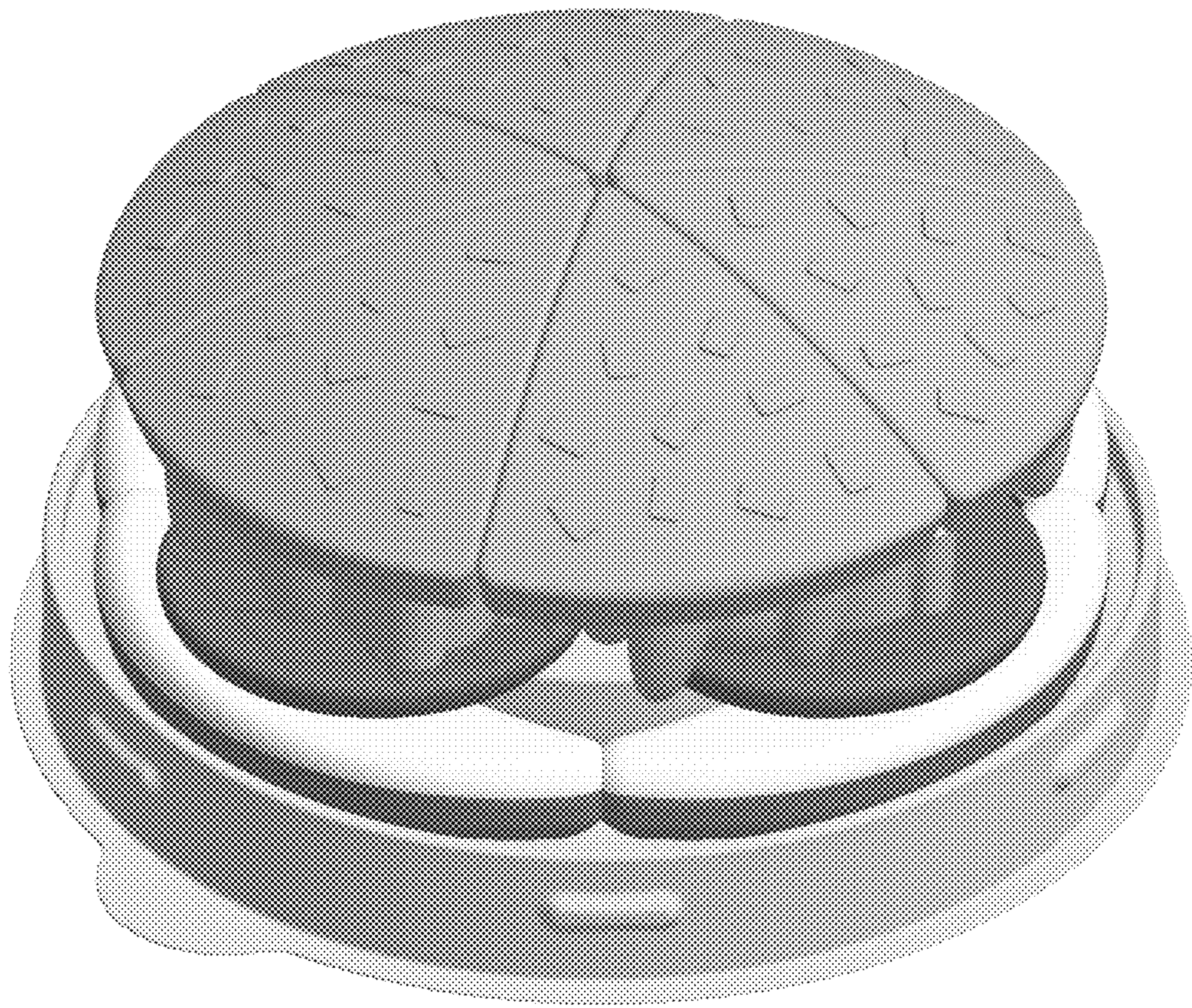


FIGURE 1

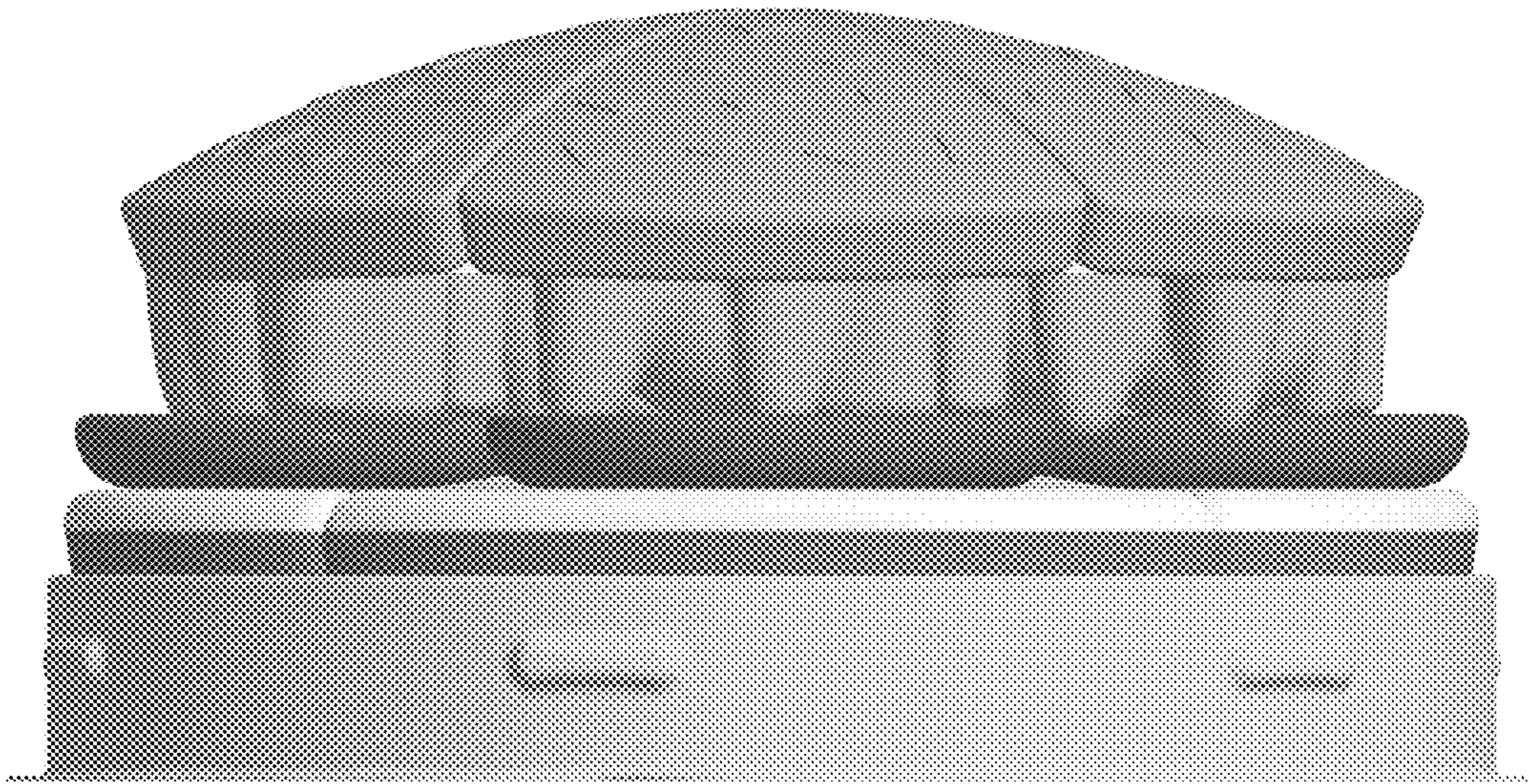


FIGURE 2




FIGURE 3




FIGURE 4




FIGURE 5



FIGURE 6




FIGURE 7