

US00D862797S

(12) **United States Design Patent**
Smith

(10) **Patent No.:** **US D862,797 S**

(45) **Date of Patent:** **** Oct. 8, 2019**

(54) **DUAL-ENDED EYELINER STAMP DEVICE
AND APPLICATOR ASSEMBLY**

(71) Applicant: **Maelen Smith**, Rivervale (AU)

(72) Inventor: **Maelen Smith**, Rivervale (AU)

(**) Term: **15 Years**

(21) Appl. No.: **29/675,711**

(22) Filed: **Jan. 4, 2019**

(30) **Foreign Application Priority Data**

Jul. 14, 2018 (AU) 201814207

(51) **LOC (12) Cl.** **28-02**

(52) **U.S. Cl.**
USPC **D28/7**

(58) **Field of Classification Search**

USPC D28/7, 4, 8, 73, 76, 85, 99; D4/132-135;
D24/119; 132/317, 318, 320; D9/723,
D9/724, 727

CPC A45D 34/04; A45D 34/041; A45D 34/042;
A46B 5/0008; A46B 5/002; A46B
5/0054; A46B 5/0075; A46B 5/0079;
A41G 3/0041; A41G 3/0083

See application file for complete search history.

(56) **References Cited**

U.S. PATENT DOCUMENTS

D386,679 S * 11/1997 Beaver D9/558
D444,171 S * 6/2001 McCullough D19/154
D448,521 S * 9/2001 Angeletta D28/7
6,508,255 B1 1/2003 Glover
D554,291 S * 10/2007 Darnell D19/163
D683,071 S * 5/2013 Lorenz D28/7
D697,807 S * 1/2014 Servaire D28/76
D707,393 S * 6/2014 Lorenz D28/7
D717,995 S * 11/2014 Thompson A45D 34/04
D28/7

D761,489 S 7/2016 Krakovszki
D776,870 S * 1/2017 Jones D28/7
D780,994 S 3/2017 Hardwick
9,635,924 B1 5/2017 Herrera
D806,315 S * 12/2017 Hardwick D28/7
D812,296 S * 3/2018 Lorenz D28/7
D832,507 S * 10/2018 Lorenz D28/7
10,111,513 B2 10/2018 Rhoades
2006/0269355 A1 * 11/2006 Kaufman A61M 35/006
401/207

(Continued)

OTHER PUBLICATIONS

<https://www.amazon.com/iMethod-Wing-Eyeliners-Stamp-Smudgeproof/dp/B07FQ2T1Q4> Aug. 13, 2018.*

Primary Examiner — Susan Bennett Hattan

Assistant Examiner — Rebecca Tsehaye

(74) *Attorney, Agent, or Firm* — Mitchell Law PLLC;
Matthew W. Mitchell

(57) **CLAIM**

The ornamental design for a dual-ended eyeliner stamp device and applicator assembly, as shown and described.

DESCRIPTION

FIG. 1 is a top isometric view of the dual-ended eyeliner stamp device and applicator assembly of the present invention;

FIG. 2 is bottom isometric view thereof;

FIG. 3 is a front view thereof;

FIG. 4 is a rear view thereof;

FIG. 5 is a left-side view thereof;


FIG. 6 is a right side view thereof;

FIG. 8 is a top plan view thereof; and,

FIG. 9 is a bottom plan view thereof.

The broken lines in the drawings depict portions of the dual-ended eyeliner stamp device and applicator assembly that form no part of the claimed design.

1 Claim, 8 Drawing Sheets



(56)

References Cited

U.S. PATENT DOCUMENTS

2015/0083158 A1* 3/2015 Abraham A45D 40/24
132/317
2016/0081456 A1* 3/2016 Grund A45D 34/06
132/200
2017/0156473 A1* 6/2017 Grund A45D 40/24

* cited by examiner

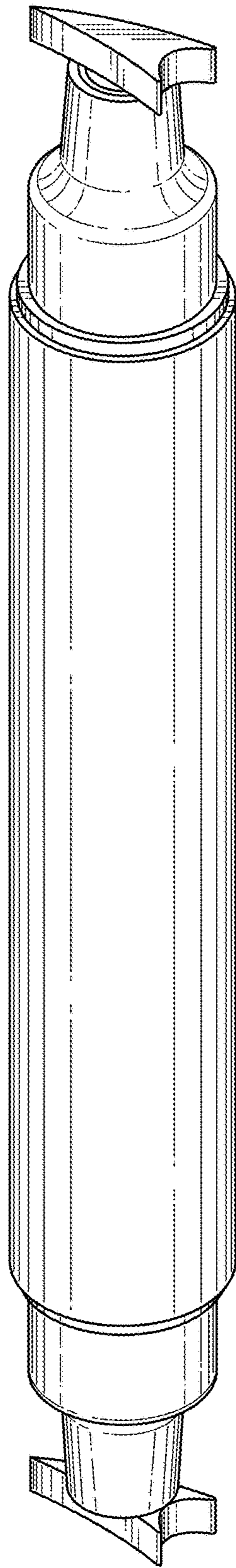


FIG. 1




FIG. 2




FIG. 3




FIG. 4

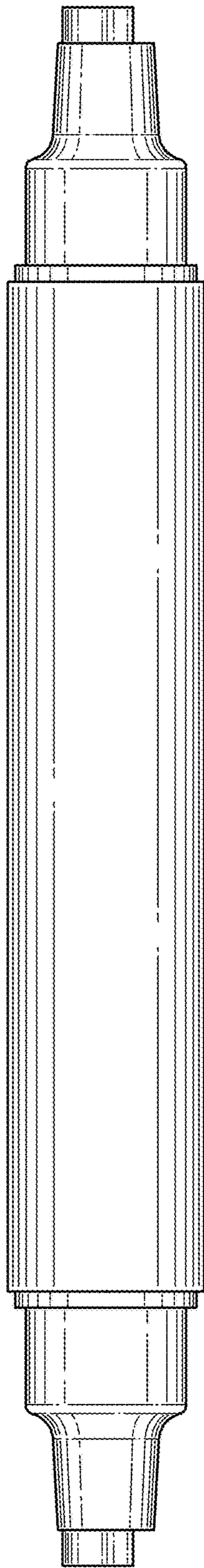


FIG. 5

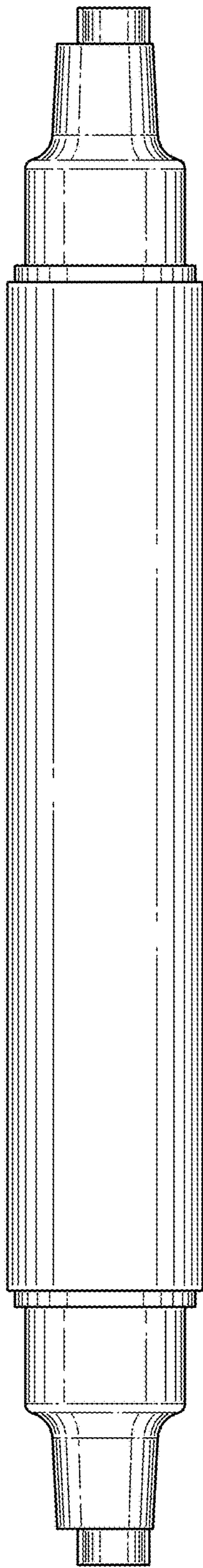


FIG. 6

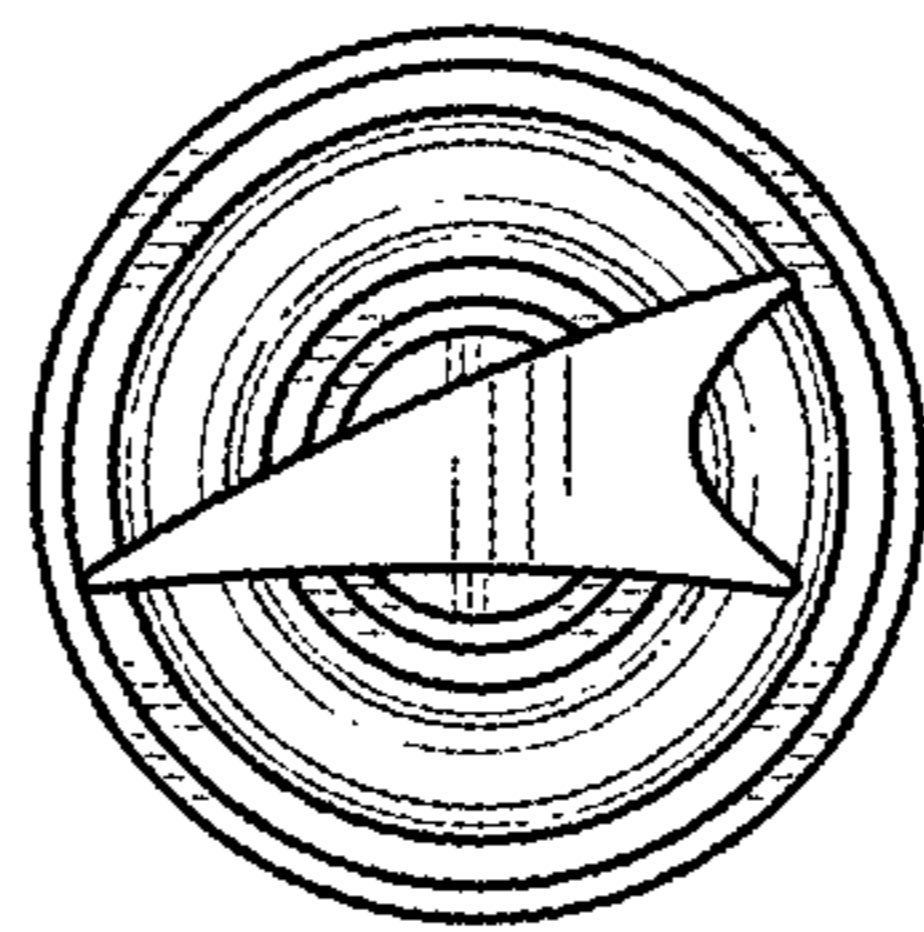


FIG. 7

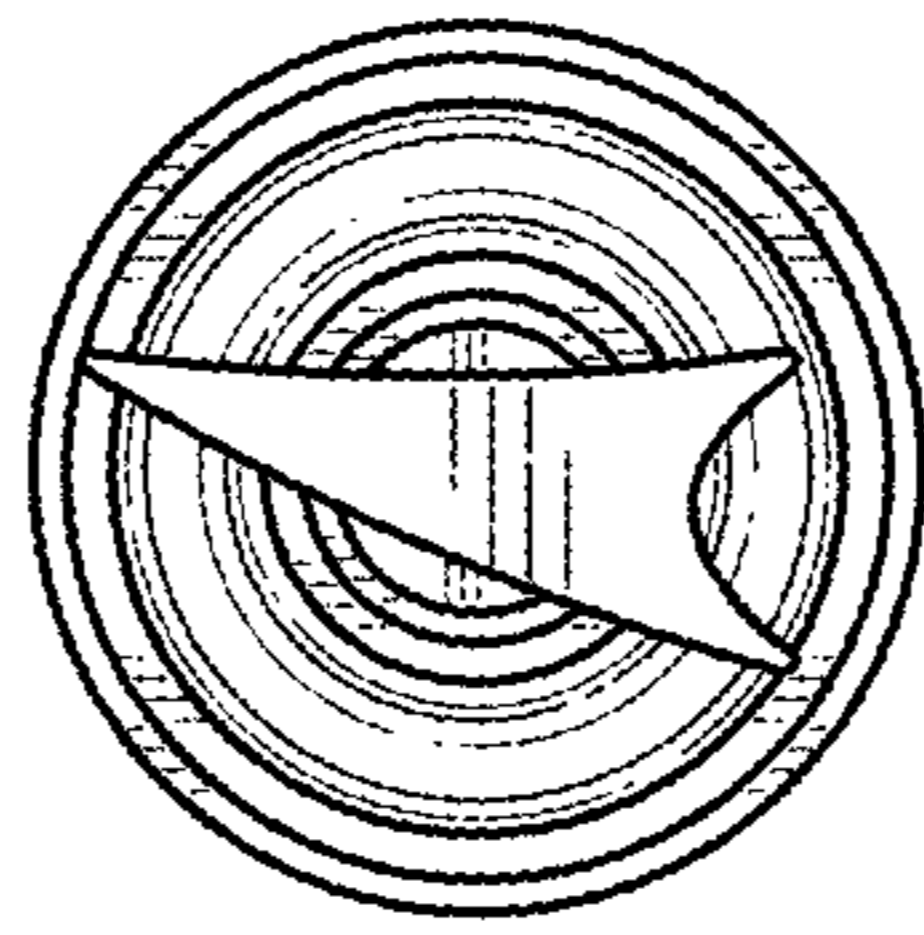


FIG. 8