



US00D862785S

(12) **United States Design Patent** (10) **Patent No.:** **US D862,785 S**  
**Altamura et al.** (45) **Date of Patent:** **\*\* Oct. 8, 2019**

- (54) **STAKE FOR GROUND-INSERTED LIGHTING**
- (71) Applicant: **Seasonal Specialties, LLC**, Eden Prairie, MN (US)
- (72) Inventors: **Steven Altamura**, Scarsdale, NY (US); **Weng Yunbing**, Taizhou (CN); **Chen YongTai**, WenLin (CN)
- (73) Assignee: **Seasonal Specialties, LLC**, Eden Prairie, MN (US)
- (\*\*) Term: **15 Years**
- (21) Appl. No.: **29/663,128**
- (22) Filed: **Sep. 12, 2018**

5,178,454	A *	1/1993	Lai	.....	F21V 33/0028
					362/153
D333,526	S *	2/1993	Taylor	.....	D26/138
D340,626	S *	10/1993	Zeman	.....	D21/840
5,280,417	A	1/1994	Hall		
D365,169	S *	12/1995	Fillipp	.....	D21/718
D380,569	S *	7/1997	Garber	.....	D21/840
D493,205	S *	7/2004	Combes	.....	D21/840
6,902,292	B2	6/2005	Lai		
6,938,384	B1 *	9/2005	Hodge	.....	E04H 15/62
					135/118
D632,414	S	2/2011	Croce		
D652,975	S	1/2012	Harshaw		
D672,484	S	12/2012	Chen		
D698,478	S	1/2014	Randolph		
D706,893	S *	6/2014	Diederich	.....	D21/840
D804,715	S *	12/2017	Lentine	.....	D26/142
D830,621	S *	10/2018	Jadhav	.....	D26/118
D839,696	S *	2/2019	Riddle	.....	D21/840
2016/0025309	A1	1/2016	Zhang		

\* cited by examiner

**Related U.S. Application Data**

- (62) Division of application No. 29/591,327, filed on Jan. 19, 2017, now Pat. No. Des. 828,948.
- (51) **LOC (12) Cl.** ..... **26-99**
- (52) **U.S. Cl.**  
USPC ..... **D26/118**
- (58) **Field of Classification Search**  
USPC ..... D26/1, 24, 61, 63, 65, 67, 85, 92, 113, D26/118, 138, 142, 145, 155; D21/718, D21/840  
CPC ..... F21V 21/14; F21V 15/01; F21V 14/02; F21V 21/30; F21V 21/00; F21V 14/00; F21V 17/02; F21V 21/12; F21V 21/08; F21S 8/00; F21S 8/003; F21S 8/043; F21S 8/081; F21Y 2105/001; E04H 15/62  
See application file for complete search history.

*Primary Examiner* — Brian N. Vinson  
(74) *Attorney, Agent, or Firm* — Hamre, Schumann, Mueller & Larson, P.C.

(57) **CLAIM**

The ornamental design for a stake for ground-inserted lighting, as shown and described.

**DESCRIPTION**

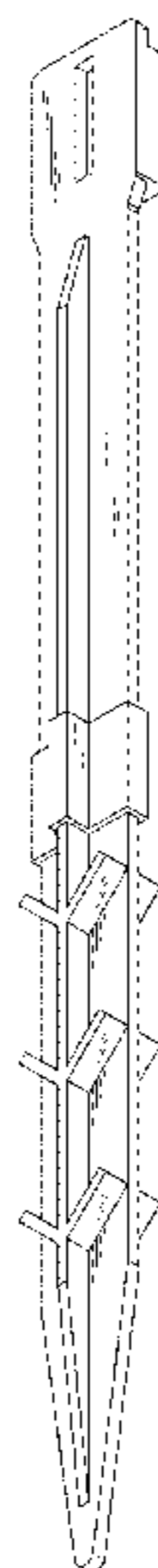
FIG. 1 is a perspective view of a stake for ground-inserted lighting showing our new design.  
FIG. 2 is a left side planar view of FIG. 1 thereof.  
FIG. 3 is a right side planar view of FIG. 1 thereof.  
FIG. 4 is a front planar view of FIG. 1 thereof.  
FIG. 5 is a back planar view of FIG. 1 thereof.  
FIG. 6 is a top planar view of FIG. 1 thereof; and,  
FIG. 7 is a bottom planar view of FIG. 1 thereof.

(56) **References Cited**

**U.S. PATENT DOCUMENTS**

- D282,104 S \* 1/1986 Taylor ..... D26/138
- D285,409 S \* 9/1986 Lemkin ..... D26/138

**1 Claim, 4 Drawing Sheets**



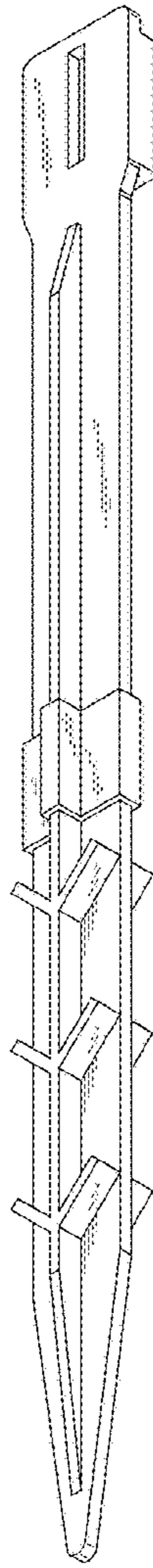


FIG. 1



FIG. 2

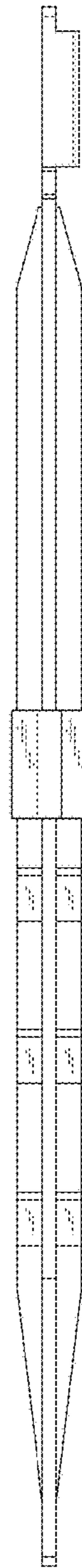


FIG. 3

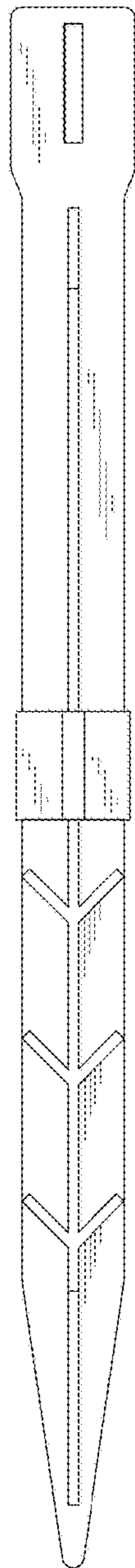


FIG. 4

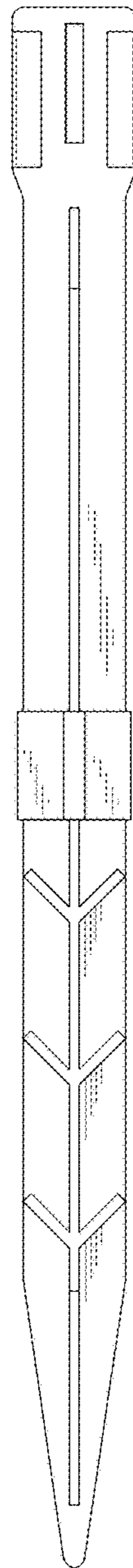


FIG. 5

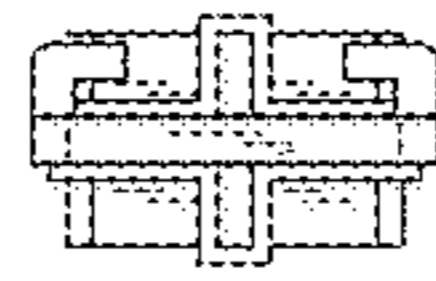


FIG. 6

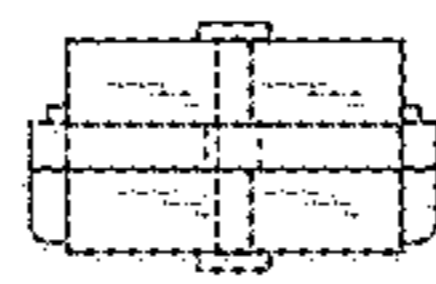


FIG. 7