

US00D862734S

(12) **United States Design Patent**
Gouge et al.

(10) **Patent No.:** **US D862,734 S**

(45) **Date of Patent:** **** Oct. 8, 2019**

(54) **DOOR FACING**

(71) Applicant: **Masonite Corporation**, Tampa, FL
(US)

(72) Inventors: **Timothy D. Gouge**, Elgin, IL (US);
Robert C. Allen, Elburn, IL (US)

(73) Assignee: **Masonite Corporation**, Tampa, FL
(US)

(**) Term: **15 Years**

(21) Appl. No.: **29/634,569**

(22) Filed: **Jan. 23, 2018**

Related U.S. Application Data

(63) Continuation of application No. 29/553,494, filed on Feb. 2, 2016, now Pat. No. Des. 808,541, which is a continuation of application No. 29/469,193, filed on Oct. 8, 2013, now Pat. No. Des. 478,816.

(51) **LOC (12) Cl.** **25-02**

(52) **U.S. Cl.**
USPC **D25/48.3**

(58) **Field of Classification Search**
USPC D25/48.1, 48.3, 138
CPC .. E06B 1/006; E06B 1/524; E06B 2003/7048;
E06B 3/7001; E06B 3/7017; E04C 2/36
See application file for complete search history.

(56) **References Cited**

U.S. PATENT DOCUMENTS

D495,061 S * 8/2004 Lynch D25/48.3
D528,665 S * 9/2006 Lynch D25/138
D529,624 S * 10/2006 Lynch D25/48.3
D534,660 S * 1/2007 Lynch D25/138

D564,102 S * 3/2008 Meyer D25/138
D564,103 S * 3/2008 Meyer D25/138
D607,121 S * 12/2009 Davina D25/48.3
D625,023 S * 10/2010 Turner D25/48.3
D625,024 S * 10/2010 Mullet D25/48.3
D625,837 S * 10/2010 Mullet D25/48.3
D635,276 S * 3/2011 Turner D25/48.3
D664,671 S * 7/2012 Walsh D25/48.3
D692,581 S * 10/2013 Walsh D25/48.3
D736,409 S * 8/2015 Gouge D25/48.3
D748,816 S * 2/2016 Gouge D25/48.3
D802,793 S * 11/2017 Gouge D25/48.3
D808,541 S * 1/2018 Gouge D25/48.3

OTHER PUBLICATIONS

<https://www.dwdistribution.com/doors-and-door-units/door-units/interior-door-units/roman-interior-door-units/> May 2012 (Year: 2012).*

* cited by examiner

Primary Examiner — Leanne Was-Englehart

(74) *Attorney, Agent, or Firm* — Berenato & White, LLC

(57) **CLAIM**

The ornamental design for a door facing, as shown and described.

DESCRIPTION

FIG. 1 is a front perspective view of our design;
FIG. 2 is a front elevational view;
FIG. 3 is a front perspective view of a variant of FIG. 1;
FIG. 4 is a front elevational view of FIG. 3; and,
FIG. 5 is a fragmentary cross-sectional view taken along the line 5-5 of FIGS. 2 and 4.

The broken lines in the drawings depict environment that forms no part of the claimed design. The underlying surfaces do not form part of the claimed design.

1 Claim, 5 Drawing Sheets

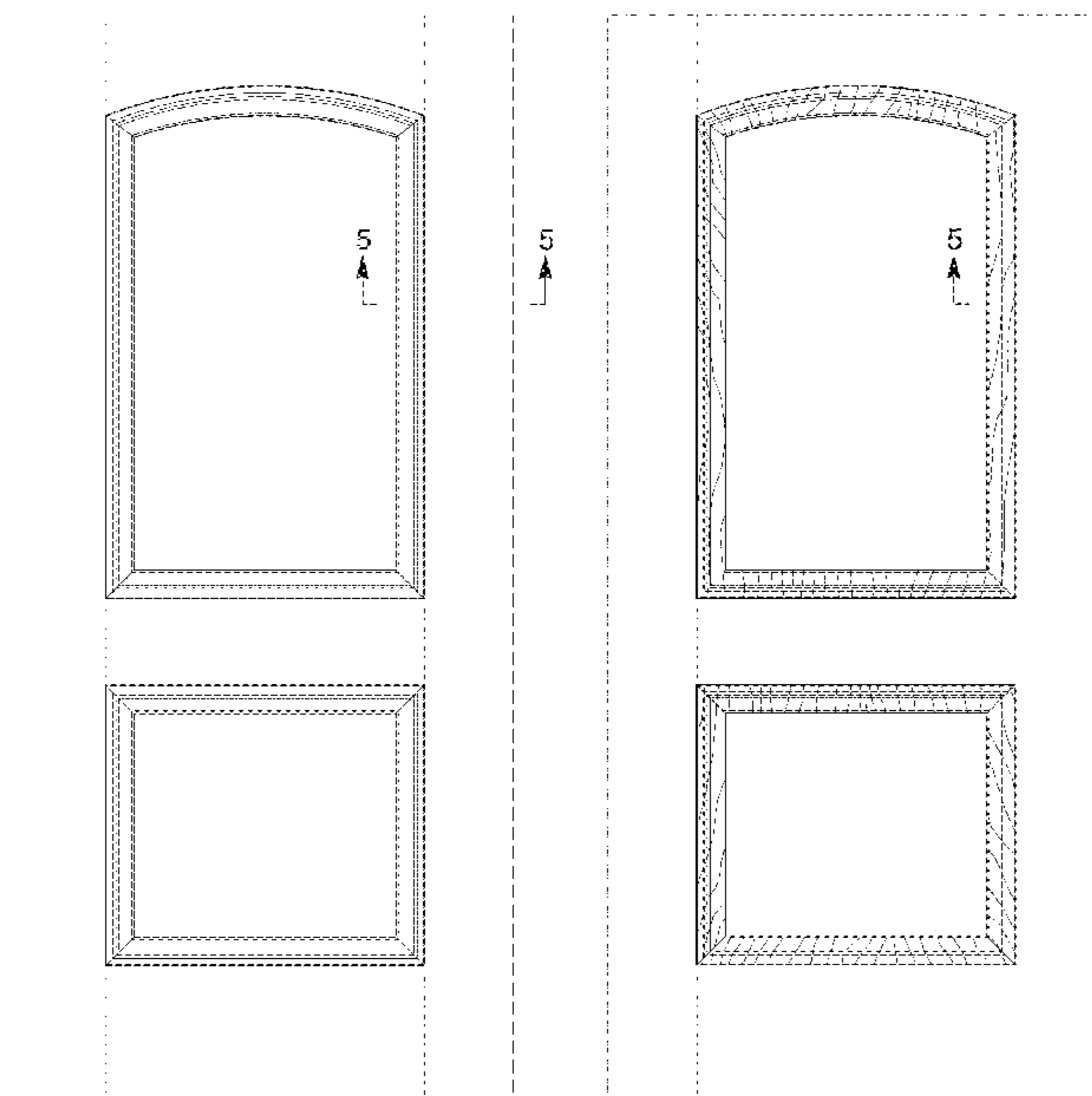


FIG. 1

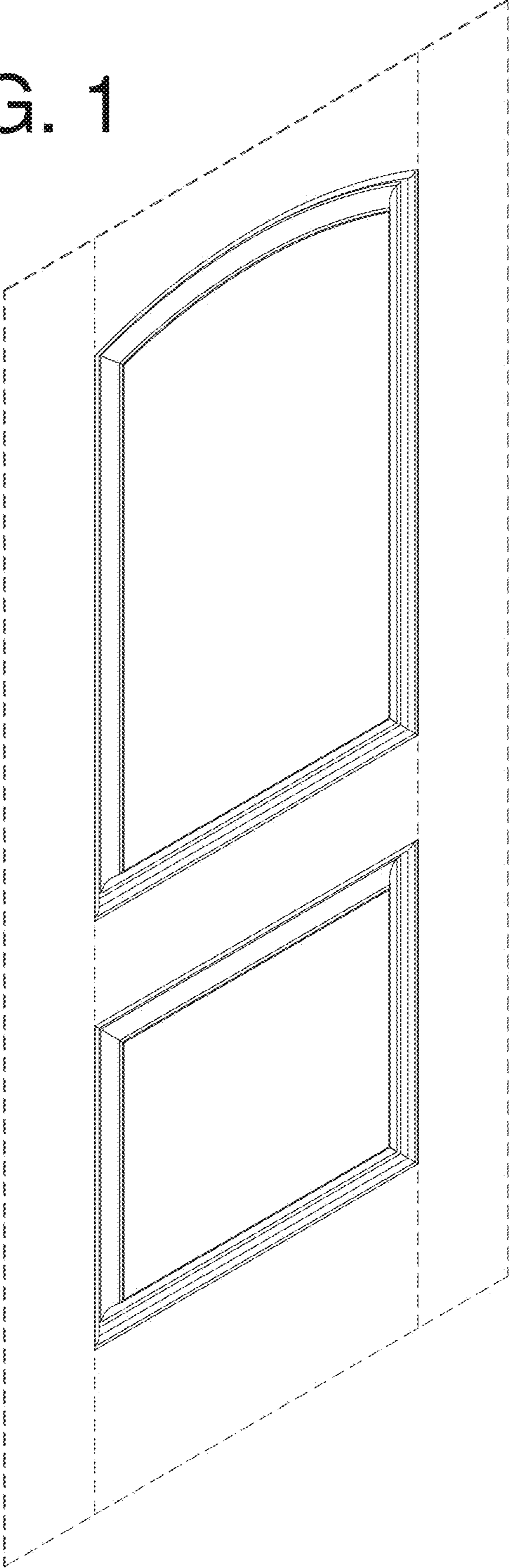


FIG. 2




FIG. 3

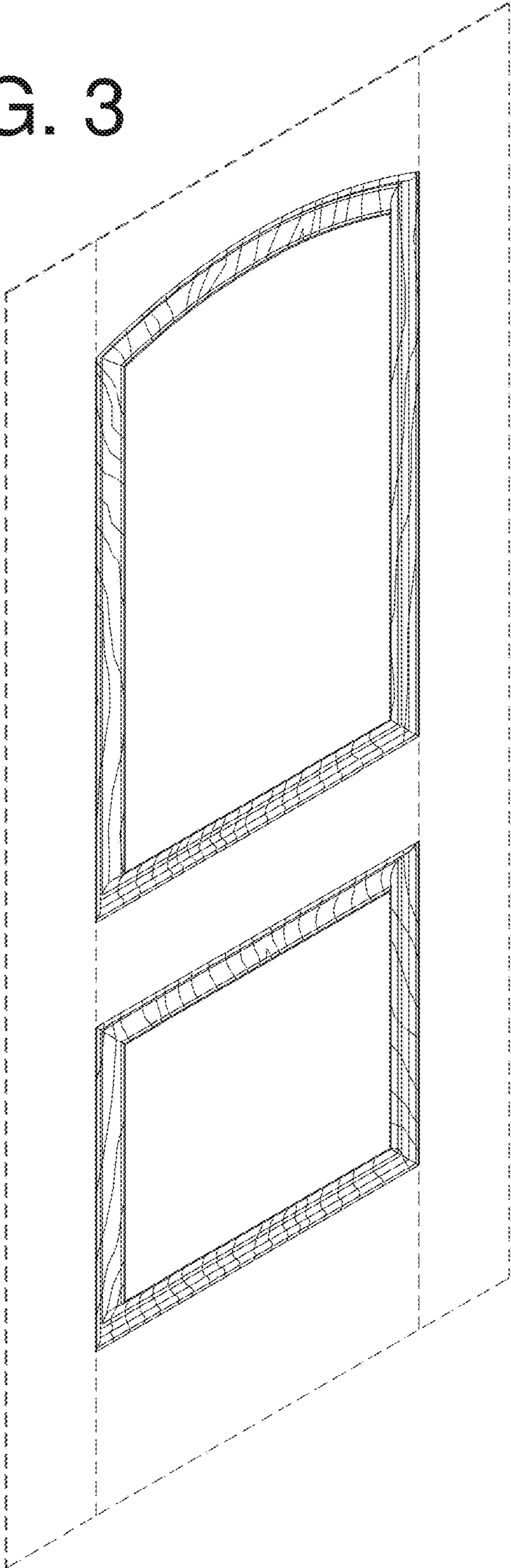


FIG. 4

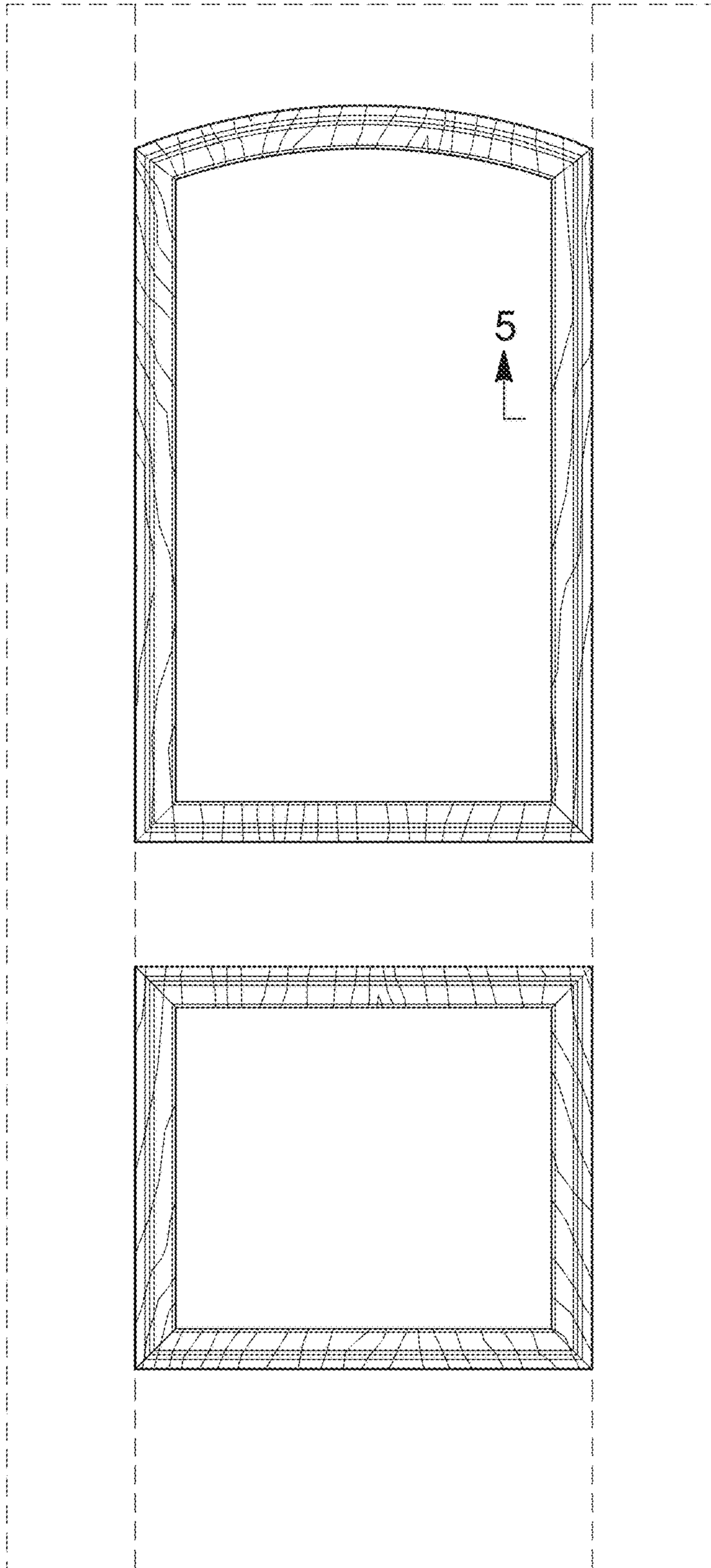


FIG. 5

