



US00D862711S

(12) **United States Design Patent**
Del Rossi et al.

(10) **Patent No.:** **US D862,711 S**

(45) **Date of Patent:** **** Oct. 8, 2019**

(54) **BANDAGE**

(71) Applicant: **VOMARIS INNOVATIONS, INC.**,
Tempe, AZ (US)

(72) Inventors: **Joseph Del Rossi**, Tempe, AZ (US);
Mary Maijer, Tempe, AZ (US); **Steve Rice**, Tempe, AZ (US)

(73) Assignee: **Vomaris Innovations, Inc.**, Tempe, AZ (US)

(**) Term: **15 Years**

(21) Appl. No.: **29/598,613**

(22) Filed: **Mar. 27, 2017**

(51) **LOC (12) Cl.** **24-04**

(52) **U.S. Cl.**
USPC **D24/189**

(58) **Field of Classification Search**
USPC D24/189–192
CPC ... A61F 13/0203; A61F 13/023; A61F 15/001
See application file for complete search history.

(56) **References Cited**

U.S. PATENT DOCUMENTS

4,370,984	A *	2/1983	Cartmell	A61B 5/04026 600/385
D272,943	S *	3/1984	Stone	D24/134
D298,355	S *	11/1988	Young	D24/128
D362,914	S *	10/1995	Mann	D24/190
5,511,548	A *	4/1996	Riazzi	A61B 5/0408 600/391
D408,541	S *	4/1999	Dunshee	D24/189
D429,337	S *	8/2000	Sanfilippo	D24/187

D473,947	S *	4/2003	Jacobson	D24/189
D477,085	S *	7/2003	Sanfilippo	D24/187
D528,659	S *	9/2006	Cherfas	D24/105
D573,714	S *	7/2008	Bybee	D24/190
D574,085	S *	7/2008	Lucchetti	D24/189
D616,994	S *	6/2010	Cummings	D24/187
D678,534	S *	3/2013	Durand	D24/189
D712,045	S *	8/2014	Thornton	D24/189
D715,928	S *	10/2014	Kyvik	D24/128
D745,973	S *	12/2015	Russo	D24/189
D819,202	S *	5/2018	Svantesson	D24/128
2016/0067106	A1 *	3/2016	Howell	A61F 13/0203 602/52

* cited by examiner

Primary Examiner — Jennifer L Watkins

(74) *Attorney, Agent, or Firm* — K&L Gates LLP; Louis C. Cullman; Georgina N. Kefallinos

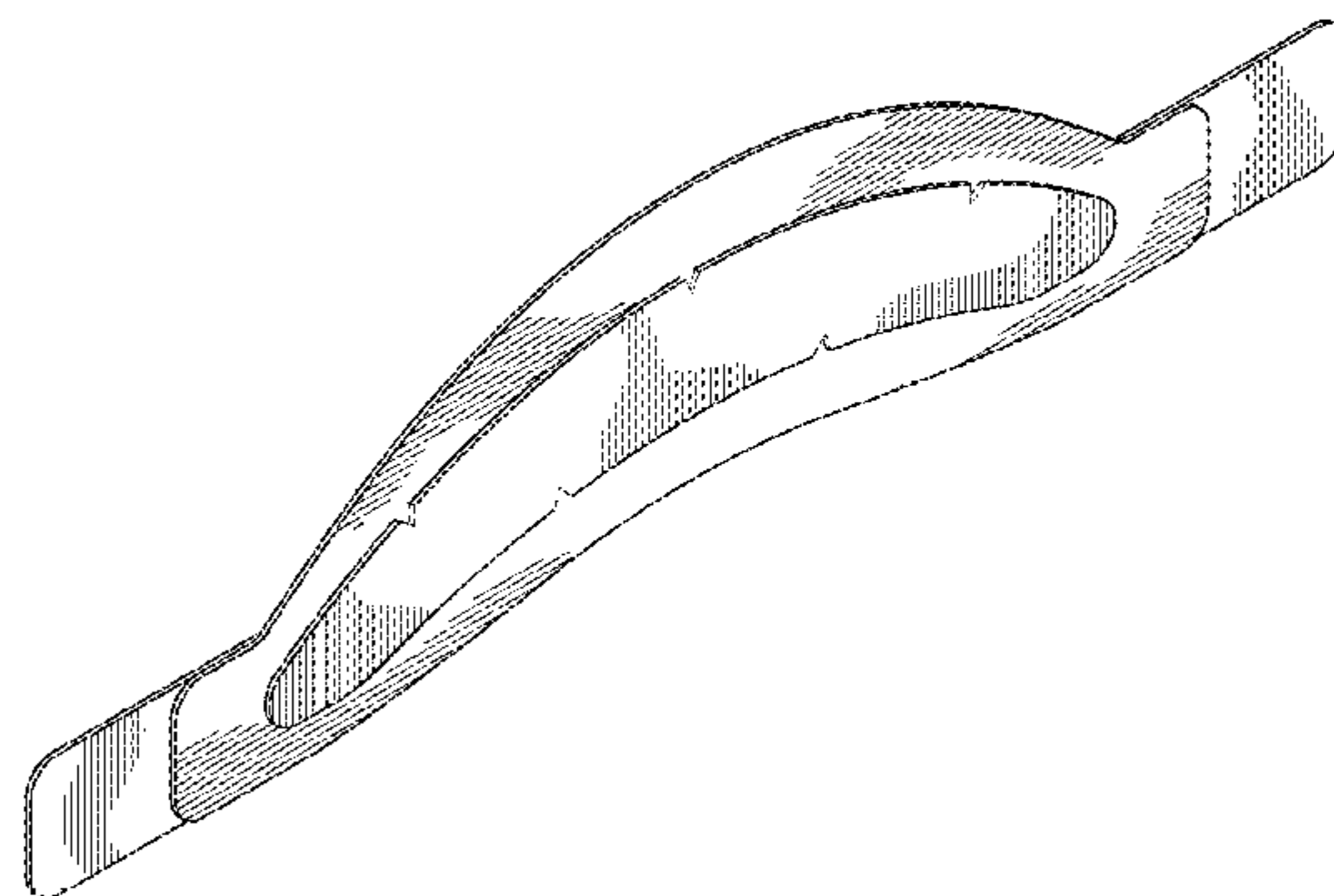
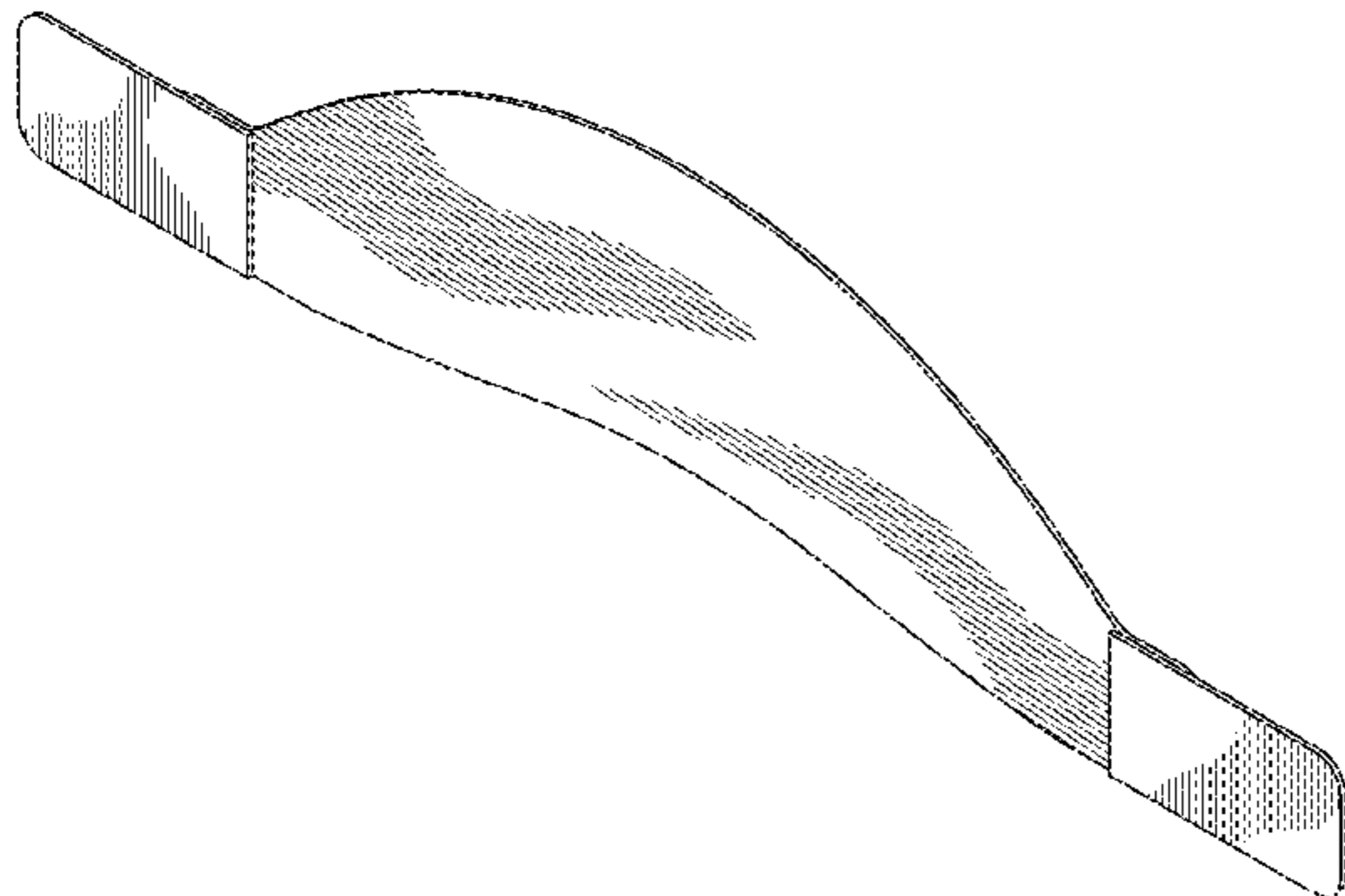
(57) **CLAIM**

The ornamental design for a bandage, as shown and described.

DESCRIPTION

FIG. 1 is a front perspective view of a bandage of our design. FIG. 2 is a back perspective view of the bandage of FIG. 1. FIG. 3 is a back view of the bandage of FIG. 1. FIG. 4 is a front view of the bandage of FIG. 1. FIG. 5 is a top view of the bandage of FIG. 1. FIG. 6 is a bottom view of the bandage of FIG. 1. FIG. 7 is a first side view of the bandage of FIG. 1; and, FIG. 8 is a second side view of the bandage of FIG. 1. The evenly dashed broken lines shown in the figures are included for the purpose of depicting portions of the bandage and form no part of the claim.

1 Claim, 3 Drawing Sheets



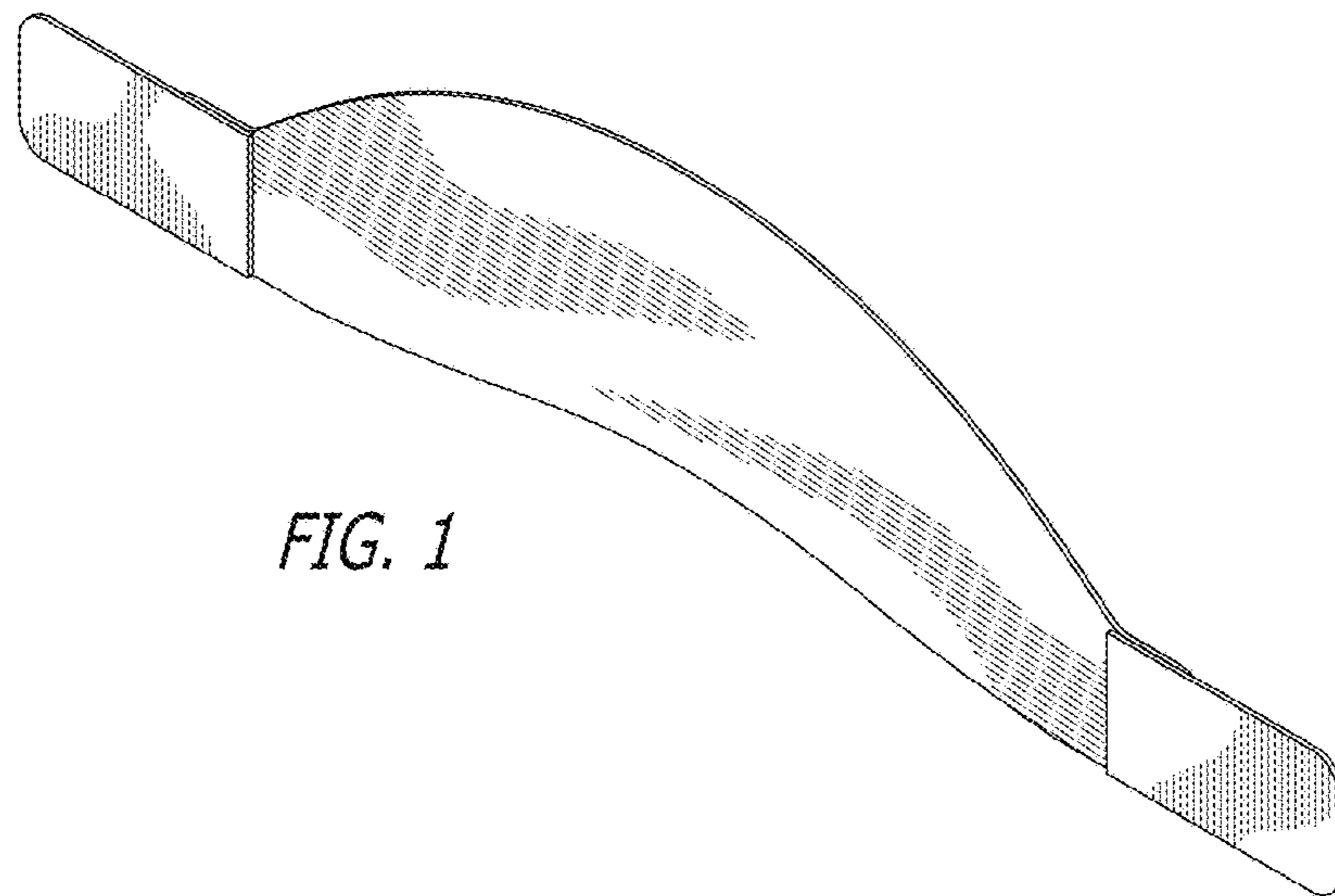


FIG. 1

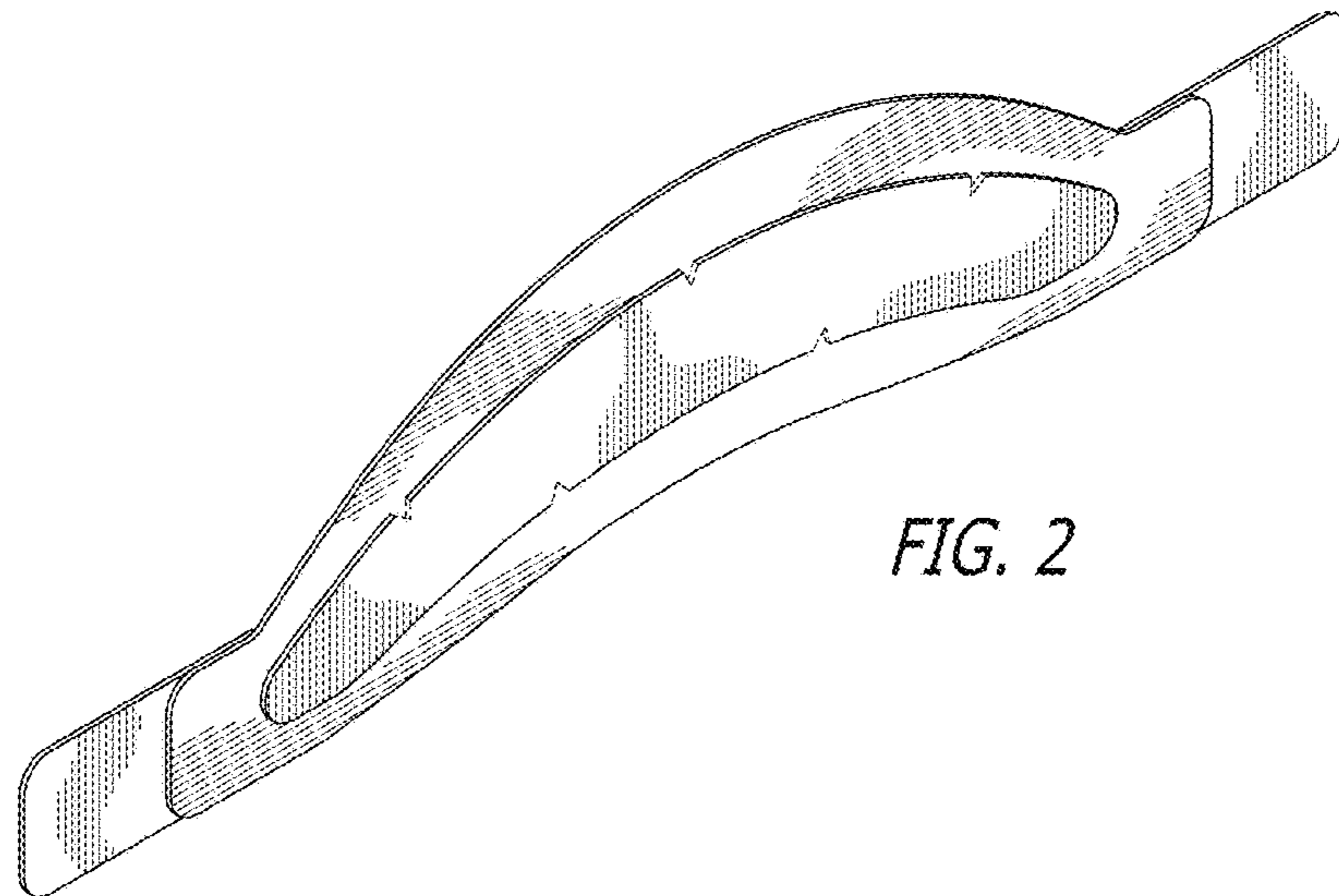


FIG. 2

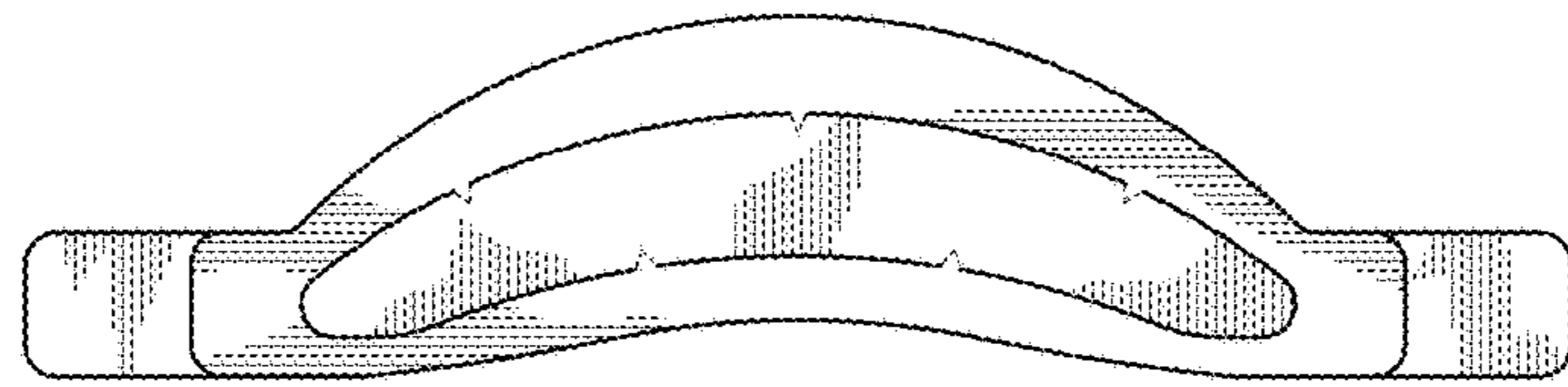


FIG. 3

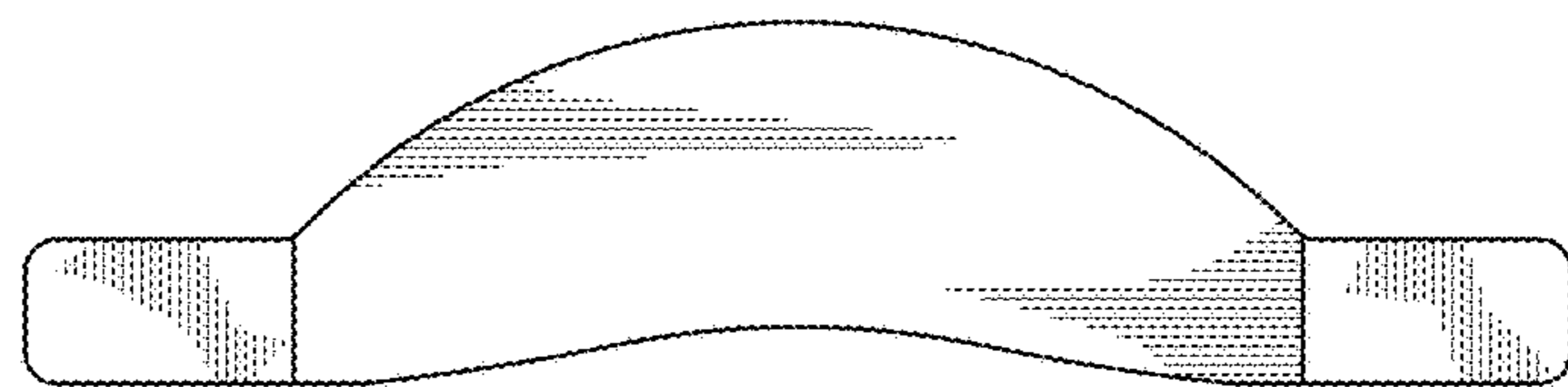


FIG. 4




FIG. 5




FIG. 6

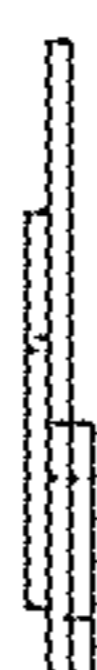


FIG. 7

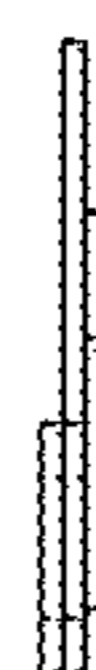


FIG. 8