

US00D862708S

(12) **United States Design Patent** (10) **Patent No.:** **US D862,708 S**
Kay (45) **Date of Patent:** **** Oct. 8, 2019**

(54) **PERSONAL EMERGENCY MEDICAL ALERT DEVICE COVER**

(71) Applicant: **Avery S. Kay**, Rancho Santa Fe, CA (US)

(72) Inventor: **Avery S. Kay**, Rancho Santa Fe, CA (US)

(**) Term: **15 Years**

(21) Appl. No.: **29/609,656**

(22) Filed: **Jul. 3, 2017**

(51) **LOC (12) Cl.** **24-01**

(52) **U.S. Cl.**
USPC **D24/186**

(58) **Field of Classification Search**
 USPC D24/107, 165–168, 186; D10/70, 75, D10/103, 121; D3/215, 218; D5/32, 37, D5/38; D14/440, 250, 251, 253, 191
 CPC A45C 2011/002; A45C 2011/003; A45C 13/001; A45C 13/002
 See application file for complete search history.

(56) **References Cited**

U.S. PATENT DOCUMENTS

D120,257 S * 4/1940 Etlinger D5/37
 D125,524 S * 2/1941 Rosenblum D5/37

D140,050 S * 1/1945 Frank D5/37
 D559,985 S * 1/2008 Dzierlatka D24/158
 D613,281 S * 4/2010 Wang D14/248
 D739,948 S * 9/2015 Purfey D24/187
 D742,528 S * 11/2015 Huffiman D24/186
 D822,014 S * 7/2018 Han D14/250
 D831,634 S * 10/2018 Kay D14/250
 D838,685 S * 1/2019 Kay D14/191

* cited by examiner

Primary Examiner — Anhdao Doan


(57) **CLAIM**

The ornamental design for a personal emergency medical alert device cover, as shown and described.

DESCRIPTION

FIG. 1 is a perspective view of a personal emergency medical alert device cover showing my new design on the front surface of the device;
 FIG. 2 is a front elevational view of the cover of FIG. 1;
 FIG. 3 is a left view of the cover of FIG. 1;
 FIG. 4 is a right view of the cover of FIG. 1;
 FIG. 5 is a back view of the cover of FIG. 1;
 FIG. 6 is a top view of the cover of FIG. 1; and,
 FIG. 7 is a bottom view of the cover of FIG. 1.
 The broken lines depict environmental subject matter only and form no part of the claimed design.

1 Claim, 3 Drawing Sheets






FIG. 1




FIG. 3

FIG. 2

FIG. 4

FIG. 6

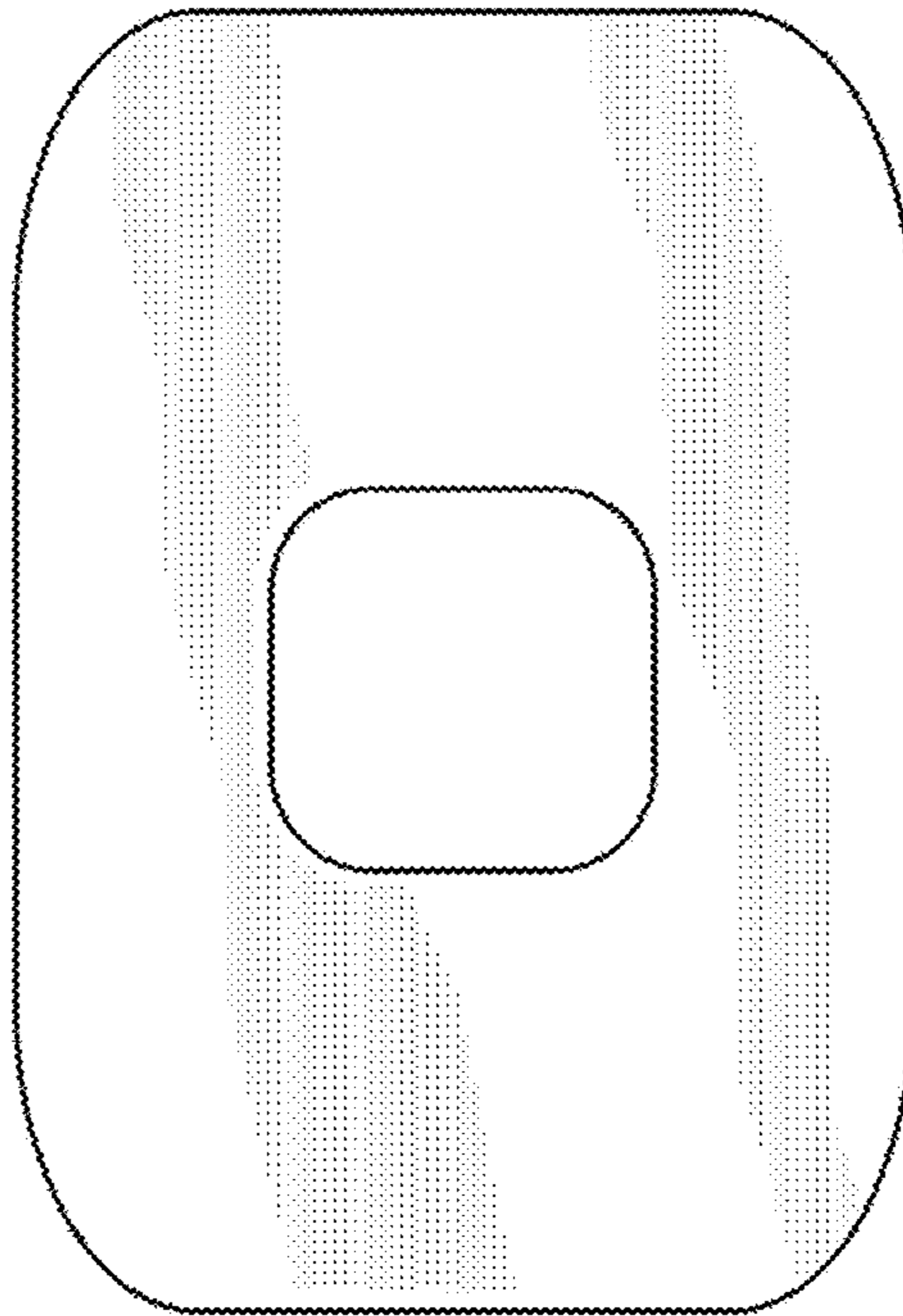


FIG. 5

FIG. 7