



US00D862682S

(12) **United States Design Patent** (10) **Patent No.:** **US D862,682 S**
Taslica et al. (45) **Date of Patent:** **** Oct. 8, 2019**

(54) **ATTACHMENT FOR AN INHALER**

(56) **References Cited**

(71) Applicant: **INOFAB SAGLIK
TEKNOLOJILERI ANONIM
SIRKETI, Ankara (TR)**

(72) Inventors: **Kadir Tayyip Taslica, Ankara (TR);
Ahmet Burak Aktas, Ankara (TR);
Merthan Ozturk, Ankara (TR); Ahmet
Oguz, Ankara (TR); Kerem Yasar,
Ankara (TR); Burak Sonmez, Ankara
(TR)**

U.S. PATENT DOCUMENTS

D416,622 S * 11/1999 Selman D24/127
D479,876 S * 9/2003 Gradon D24/110
D504,947 S * 5/2005 McAuley D24/110
D657,044 S * 4/2012 Inoue D24/110
D657,045 S * 4/2012 Palmer-Felgate D24/110
D753,980 S * 4/2016 Arthurs D8/300
D821,844 S * 7/2018 Walker D8/300
D824,022 S * 7/2018 Prentice D24/110.4
D841,153 S * 2/2019 Kokubo D24/127
2019/0015608 A1 * 1/2019 Glusker A61M 15/0028
2019/0105450 A1 * 4/2019 Sutherland A61M 15/0026

(**) Term: **15 Years**

* cited by examiner

(21) Appl. No.: **35/505,549**

Primary Examiner — George D. Kirschbaum

(22) Filed: **Jul. 20, 2018**

Assistant Examiner — Samantha Q Lawrence

(80) **Hague Agreement Data**

(74) *Attorney, Agent, or Firm* — Gokalp Bayramoglu

Int. Filing Date: **Jul. 20, 2018**
Int. Reg. No.: **DM/102333**
Int. Reg. Date: **Jul. 20, 2018**
Int. Reg. Pub. Date: **Aug. 24, 2018**

(57) **CLAIM**

The ornamental design for attachment for an inhaler, as shown and described.

(51) **LOC (12) Cl.** **29-02**

(52) **U.S. Cl.**
USPC **D24/110**

DESCRIPTION

(58) **Field of Classification Search**
USPC D24/107, 108, 110, 110.4, 110.5, 110.6,
D24/127, 164; D29/108; 128/200.14,
128/200.23; D8/300, 310, 312, 321, 322,
D8/374, 378, 400, 402, 499; D3/7, 8, 9,
D3/10, 17
CPC A61M 15/0021; A61M 15/0025; A61M
15/0026; A61M 15/003; A61M 16/0833;
A61M 2205/123; A61M 39/10; G16H
20/10

The patent or application file contains at least one drawing executed in color. Copies of this patent or patent application publication with color drawing(s) will be provided by the Office upon request and payment of the necessary fee.


1. Attachment for an inhaler
Figure 1.1 is a back view of an attachment for an inhaler;
Figure 1.2 is a right view thereof;
Figure 1.3 is a perspective view thereof;
Figure 1.4 is a bottom view thereof;
Figure 1.5 is a top view thereof; and
Figure 1.6 is a front view thereof.

See application file for complete search history.


1 Claim, 6 Drawing Sheets
(1 of 6 Drawing Sheet(s) Filed in Color)



1.1




1.2




1.3



1.4



1.5



1.6

