

US00D862673S

(12) **United States Design Patent** (10) **Patent No.:** **US D862,673 S**
Tang et al. (45) **Date of Patent:** **** Oct. 8, 2019**

(54) **AIR PURIFIER**
(71) Applicant: **3M INNOVATIVE PROPERTIES COMPANY**, St. Paul, MN (US)
(72) Inventors: **Xinchun Tang**, Shanghai (CN); **Zijing Cao**, Shanghai (CN)
(73) Assignee: **3M Innovative Properties Company**, St. Paul, MN (US)
(**) Term: **15 Years**

D597,188 S * 7/2009 Chen D23/364
D601,687 S * 10/2009 Chan D23/364
D606,184 S * 12/2009 Chiu D23/359
D638,923 S * 5/2011 Choi D23/364
D725,624 S * 3/2015 Carney D14/140
D728,089 S * 4/2015 Crisa' D23/366
D741,465 S * 10/2015 Satou D23/364
D749,202 S * 2/2016 Satou D23/364
D750,209 S * 2/2016 Satou D23/364
D791,297 S * 7/2017 Ljungstrom D23/364
9,694,369 B2 * 7/2017 Engberg B03C 3/011
D796,020 S * 8/2017 Lee D23/364
9,919,252 B2 * 3/2018 Wennerstrom B01D 46/0004

(Continued)

(21) Appl. No.: **29/653,371**
(22) Filed: **Jun. 14, 2018**
(51) **LOC (12) Cl.** **23-04**
(52) **U.S. Cl.**
USPC **D23/364**
(58) **Field of Classification Search**
USPC D23/355-366, 352, 369, 332, 333, 335,
D23/336, 342, 351; 422/120, 122;
55/356, 473, 504; 96/97; D14/188, 170,
D14/172; 261/DIG. 17, DIG. 65,
261/DIG. 88, DIG. 31; D18/34.6
CPC .. A61L 9/16; A61L 9/22; B01D 47/00; B01D
47/027; B01D 2221/02; B01D 2259/4508;
B03C 3/155; B03C 3/368; F24F 3/16;
F24F 13/20; F24F 13/28; F24F 3/1405;
F24F 3/1603; F24F 13/222
See application file for complete search history.

FOREIGN PATENT DOCUMENTS

CN 303522333 12/2015
CN 304245843 8/2017

(Continued)

Primary Examiner — David G Muller
Assistant Examiner — Nathan M Johnston
(74) *Attorney, Agent, or Firm* — Kevin Weber

(57) **CLAIM**

The ornamental design for an air purifier, as shown and described.

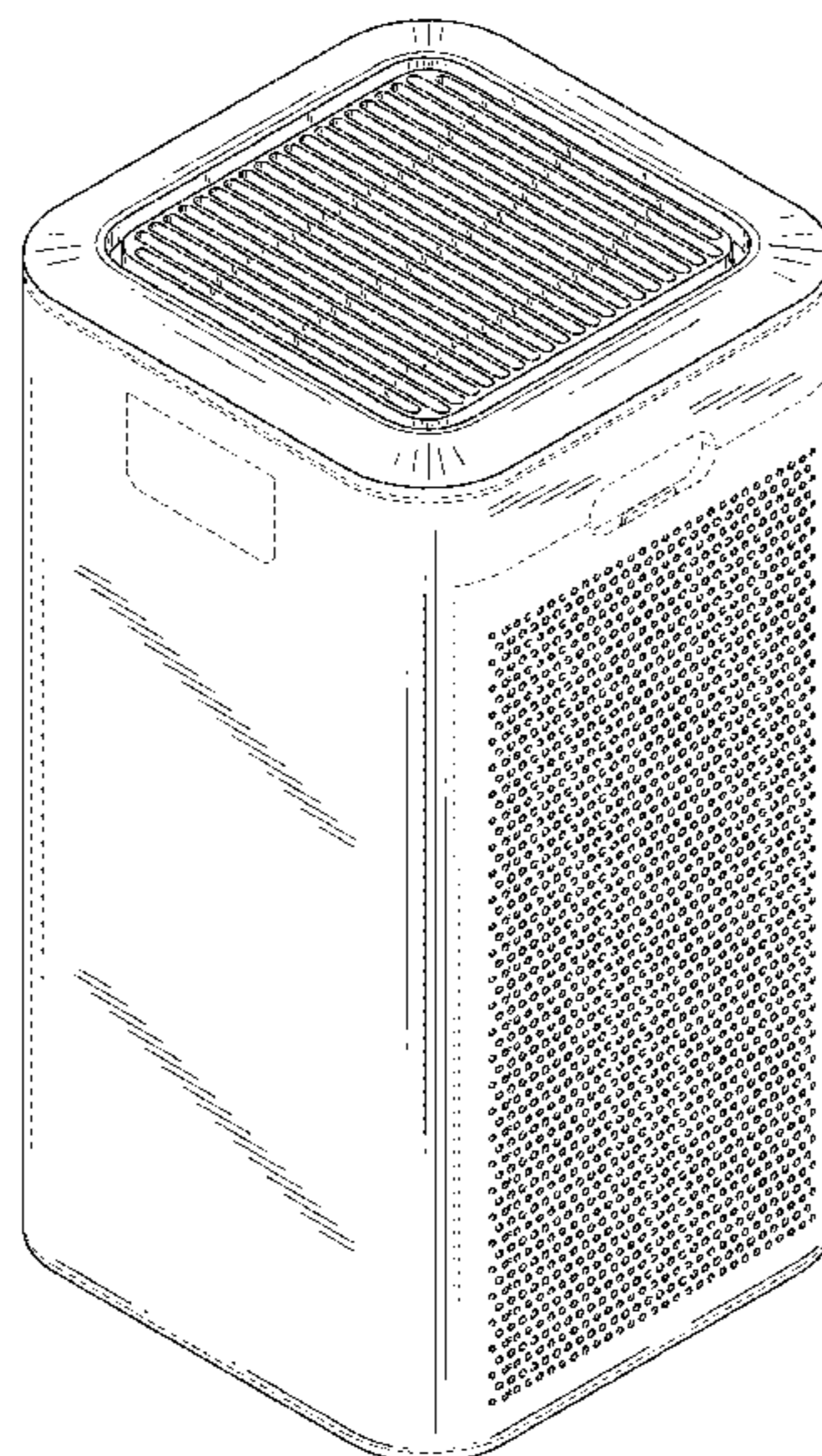
DESCRIPTION

FIG. 1 is a perspective view showing the new design for an air purifier;
FIG. 2 is a front view thereof, a rear view being a mirror image thereof;
FIG. 3 is a left side view thereof;
FIG. 4 is a right side view thereof;
FIG. 5 is a top view thereof; and,
FIG. 6 is a bottom view thereof.
The portions of the air purifier in FIGS. 1-4 and 6 shown in broken lines are included to show features that form no part of the claimed design.

(56) **References Cited**
U.S. PATENT DOCUMENTS

D144,654 S * 5/1946 Wilson D23/342
D503,784 S * 4/2005 Tucker D23/351
7,194,870 B1 * 3/2007 O'Brien F24F 3/153
62/185
D547,849 S * 7/2007 Francisquini D23/351
D548,315 S * 8/2007 Lin D23/364
D572,810 S * 7/2008 Chiu D23/333

1 Claim, 5 Drawing Sheets



(56)

References Cited

U.S. PATENT DOCUMENTS

D835,765 S * 12/2018 Chen D23/364
D837,354 S * 1/2019 Su D23/364
D841,783 S * 2/2019 Hu D23/264
D844,766 S * 4/2019 Miao D23/364
2010/0275630 A1* 11/2010 DeMonte F24F 1/04
62/272
2010/0293981 A1* 11/2010 Jang F24F 3/14
62/291
2018/0172290 A1* 6/2018 Zhou F24F 3/153

FOREIGN PATENT DOCUMENTS

JP D1540290 12/2015
JP D1547857 4/2016
JP D1547859 4/2016
JP D1547861 4/2016

* cited by examiner

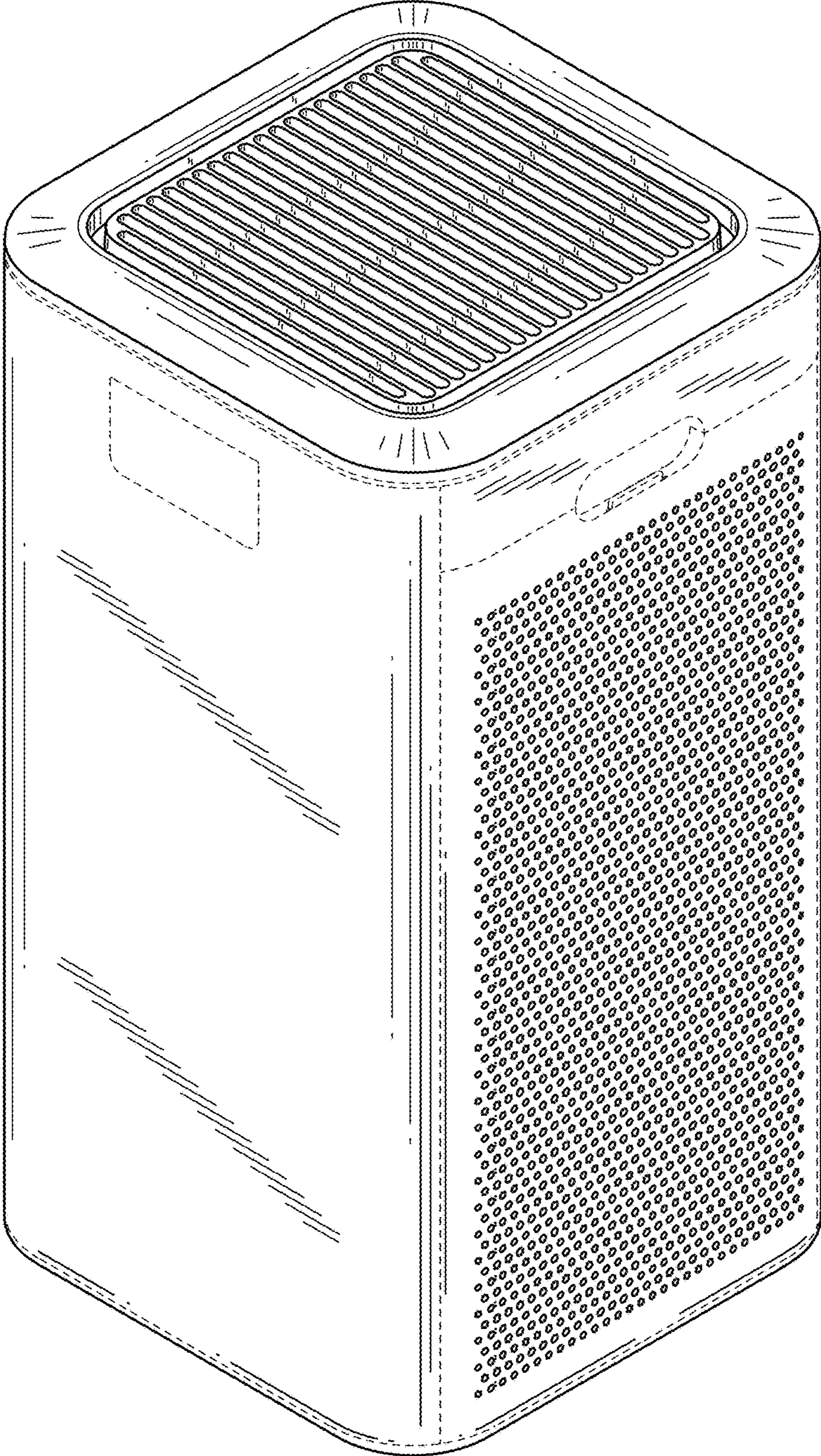


FIG. 1




FIG. 2




FIG. 3

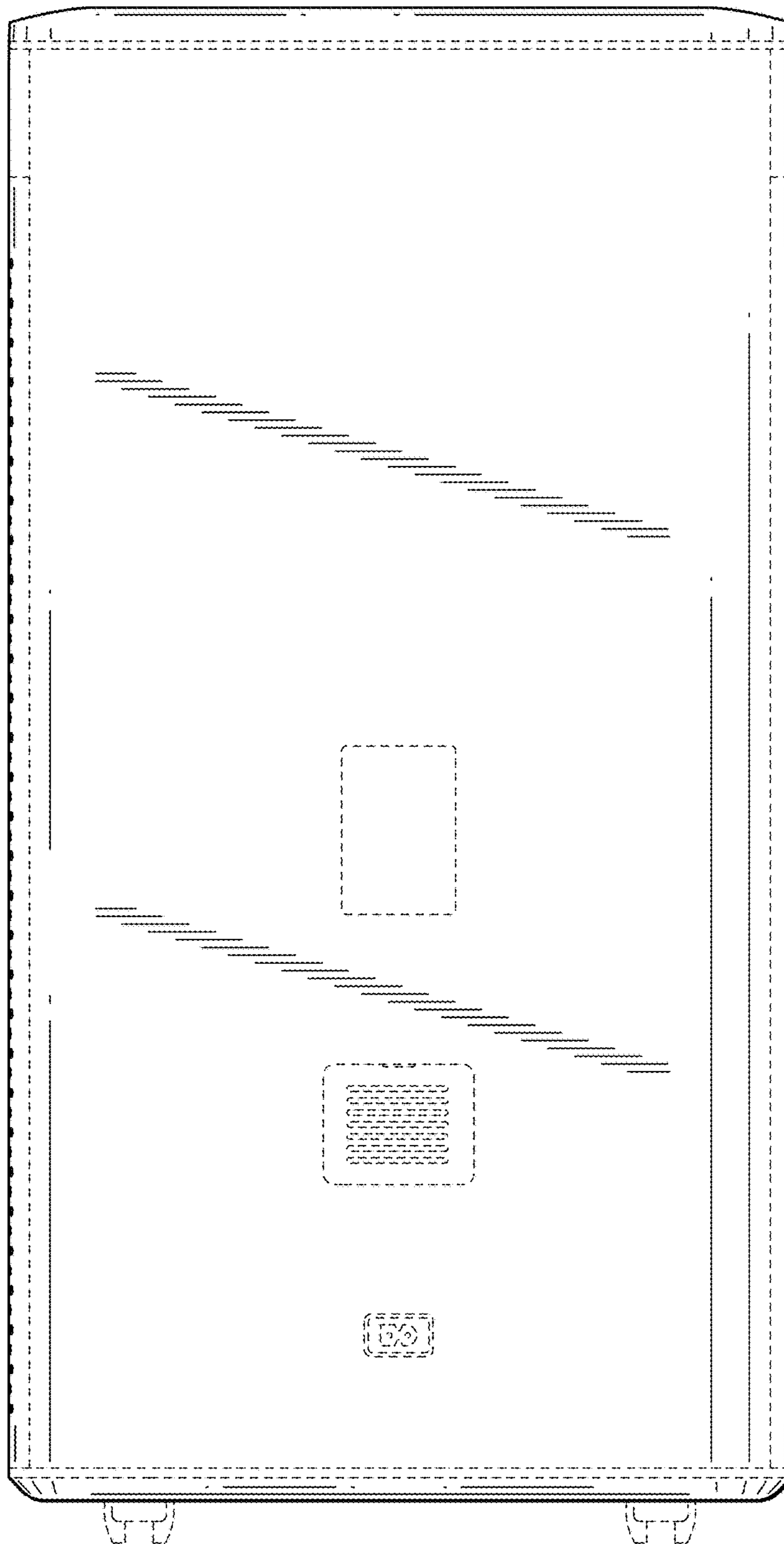


FIG. 4

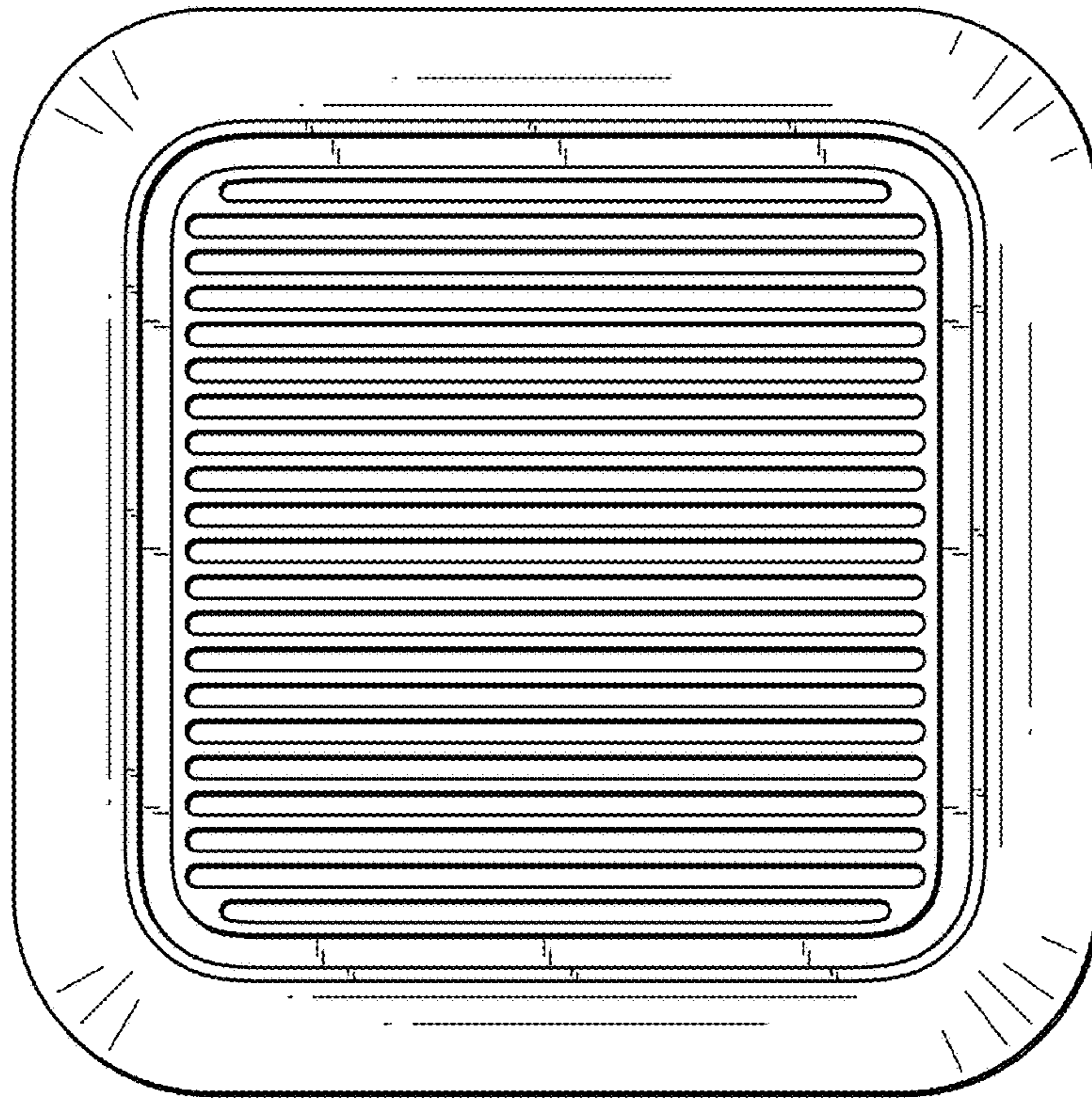


FIG. 5

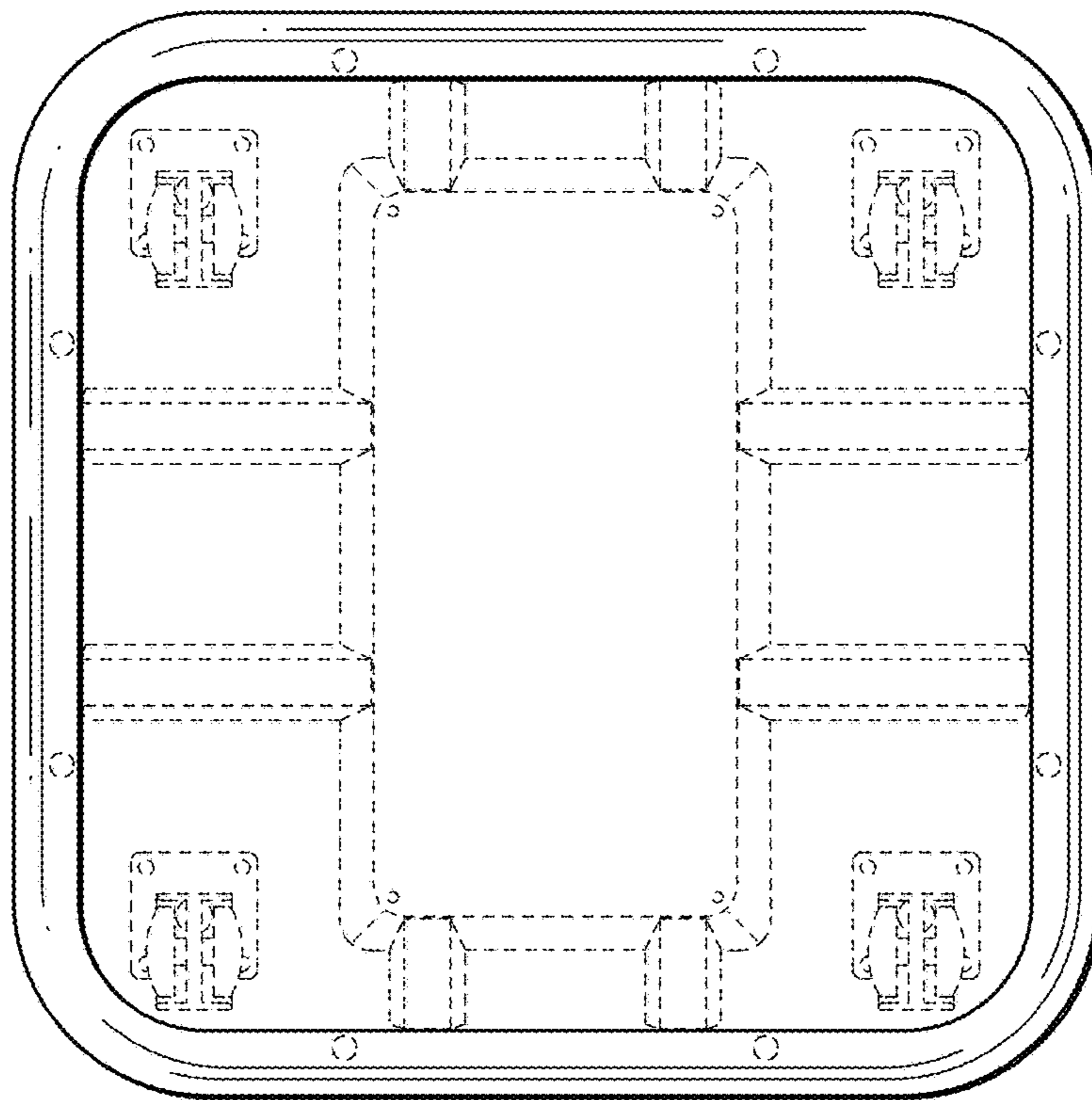


FIG. 6