



US00D862649S

(12) **United States Design Patent**
Meyers et al.

(10) **Patent No.:** **US D862,649 S**

(45) **Date of Patent:** **** Oct. 8, 2019**

(54) **FAUCET**

(71) Applicant: **Beijing Kohler Ltd.**, Beijing (CN)

(72) Inventors: **Jordan Meyers**, Paradise Valley, AZ (US); **Chia Ying Lee**, Chicago, IL (US); **Sophie Su**, Shanghai (CN)

(73) Assignee: **BEIJING KOHLER LTD.** (CN)

(**) Term: **15 Years**

(21) Appl. No.: **29/649,777**

(22) Filed: **Jun. 1, 2018**

(51) **LOC (12) Cl.** **23-01**

(52) **U.S. Cl.**
USPC **D23/238**

(58) **Field of Classification Search**
USPC D23/238–243, 249, 255, 257, 250–252, D23/254; D8/305, 307–308; D9/556, D9/569, 681; D14/440; D5/56, 2, 58, 60
See application file for complete search history.

(56) **References Cited**

U.S. PATENT DOCUMENTS

D12,819 S *	3/1882	Dobbin	D5/60
D12,832 S *	3/1882	Rosenfeld	D5/60
D18,933 S *	2/1889	Harley	D5/7
D28,305 S *	2/1898	Thomas	D5/60
D87,343 S *	7/1932	Hamilton	D9/560
D92,521 S *	6/1934	Cassedy	D9/556
D102,444 S *	12/1936	Petty	D9/563
D102,942 S *	1/1937	Covert	D9/556
D110,034 S *	6/1938	Reynolds	D9/546
D118,357 S *	12/1939	Wechsler	D5/47
3,185,034 A *	5/1965	Youngblood	E04C 2/54 359/595
D303,930 S *	10/1989	Durand	D9/568
D597,175 S *	7/2009	Kulig	D23/238

D758,745 S *	6/2016	Blakely	D2/742
D787,642 S *	5/2017	Kirar	D23/255
D799,295 S *	10/2017	Huttunen	D8/76
D811,529 S *	2/2018	Schoenherr	D23/238
D823,989 S *	7/2018	Soulier	D23/238
D824,141 S *	7/2018	Binger	D2/717

(Continued)

Primary Examiner — Robert A Delehanty

(74) *Attorney, Agent, or Firm* — Foley & Lardner LLP

(57) **CLAIM**

We claim the ornamental design for a faucet, as shown and described.

DESCRIPTION

FIG. 1 is a perspective view of an embodiment of the claimed design;

FIG. 2 is a front view of the claimed design shown in FIG. 1;

FIG. 3 is a rear view of the claimed design shown in FIG. 1;

FIG. 4 is a side view of the claimed design shown in FIG. 1;

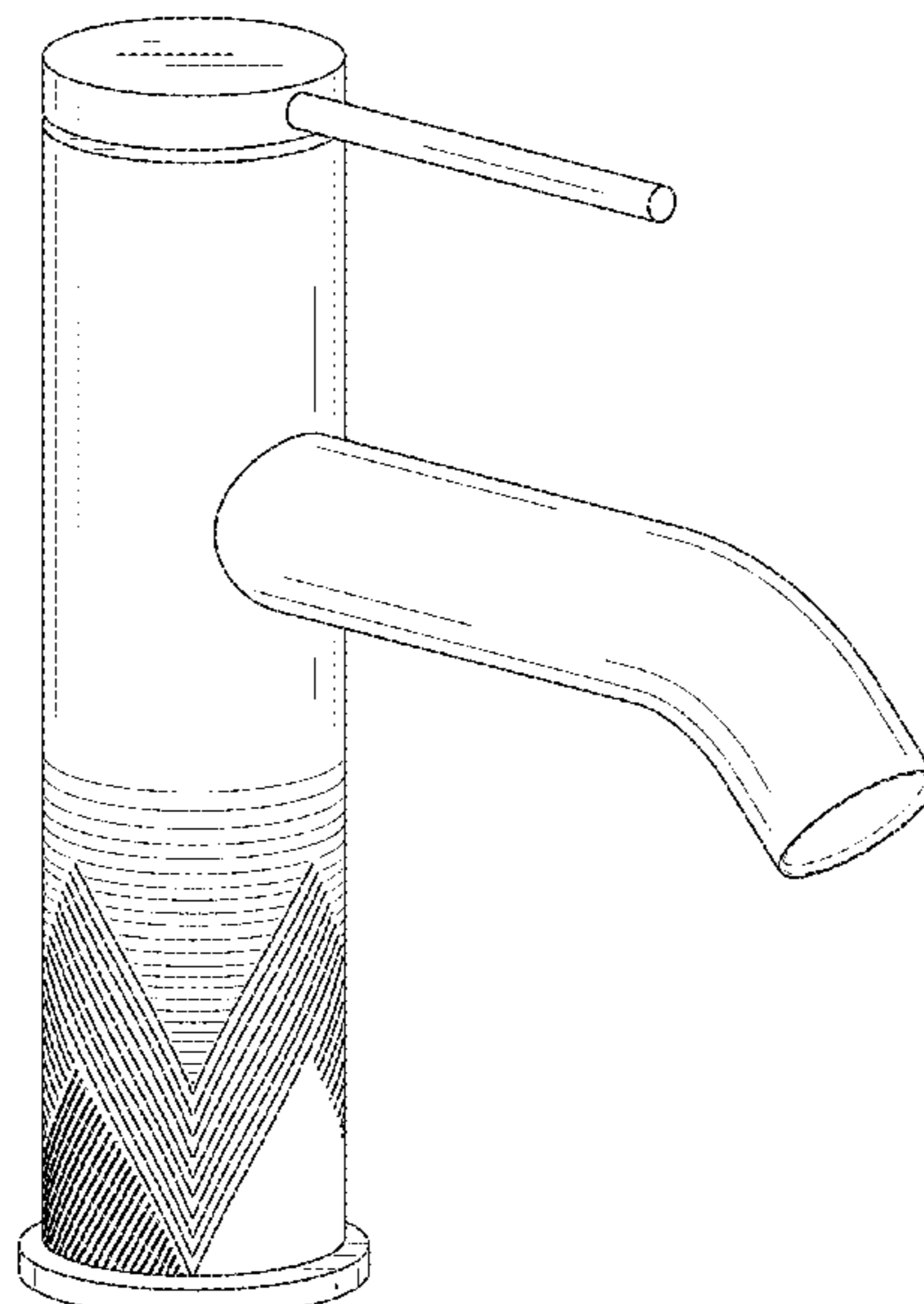
FIG. 5 is a side view of the claimed design shown in FIG. 1;

FIG. 6 is a top view of the claimed design shown in FIG. 1; and,

FIG. 7 is a bottom view of the claimed design shown in FIG. 1.

The ornamental design that is claimed is shown in the drawings as solid lines and surfaces having surface shading: The broken lines in the drawings are for illustrative purposes only and form no part of the claimed design. For example, broken lines formed by equal length dashes show unclaimed portions of the design. Broken lines formed of unequal length dashes (i.e., dash-dot) show boundaries between either claimed and unclaimed portions of the design or between unclaimed and unclaimed portions of the design.

1 Claim, 5 Drawing Sheets



(56)

References Cited

U.S. PATENT DOCUMENTS

D827,779 S * 9/2018 Soulier D23/238
D828,908 S * 9/2018 Merki D23/238
D836,296 S * 12/2018 Sickert D2/717

* cited by examiner

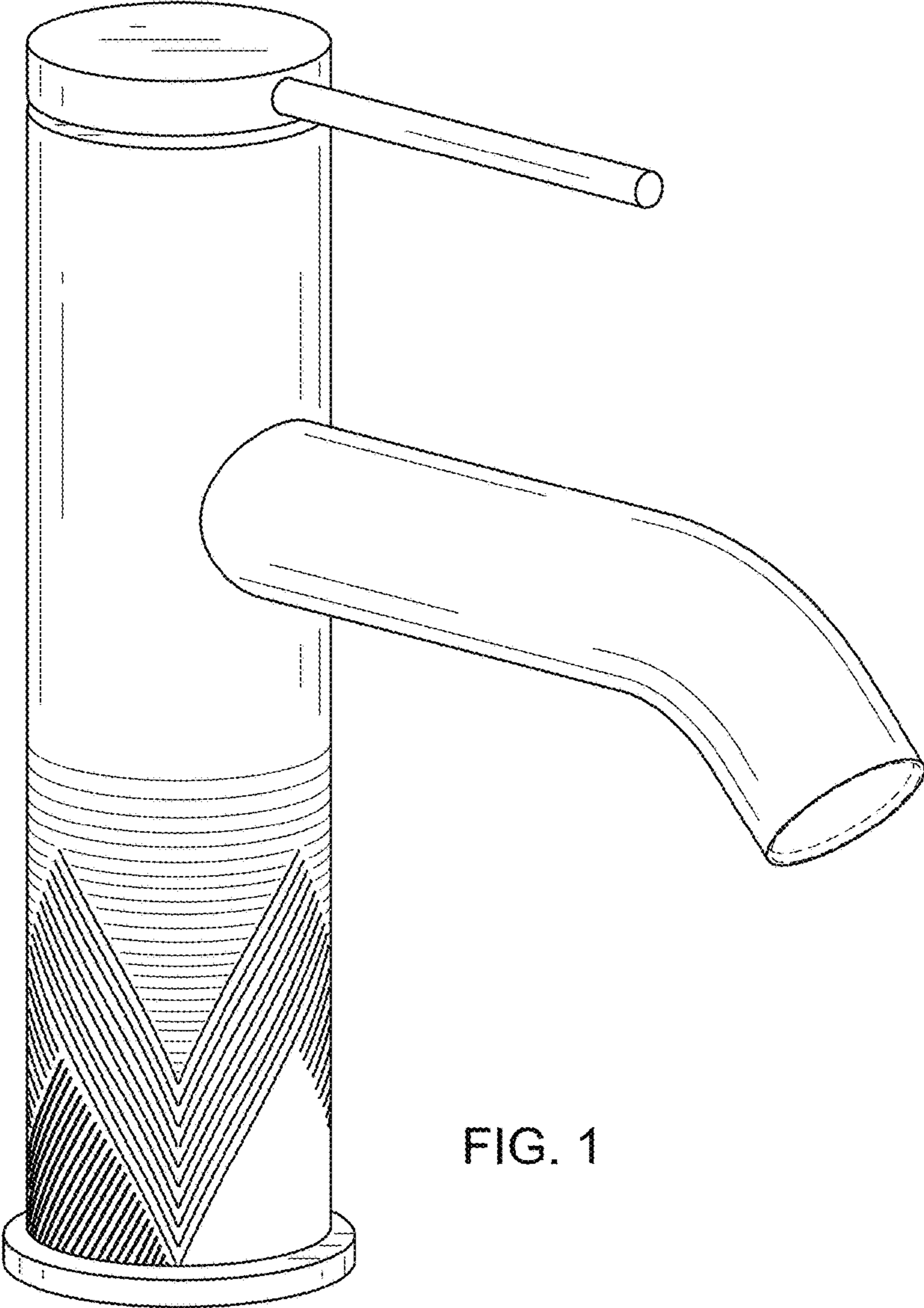
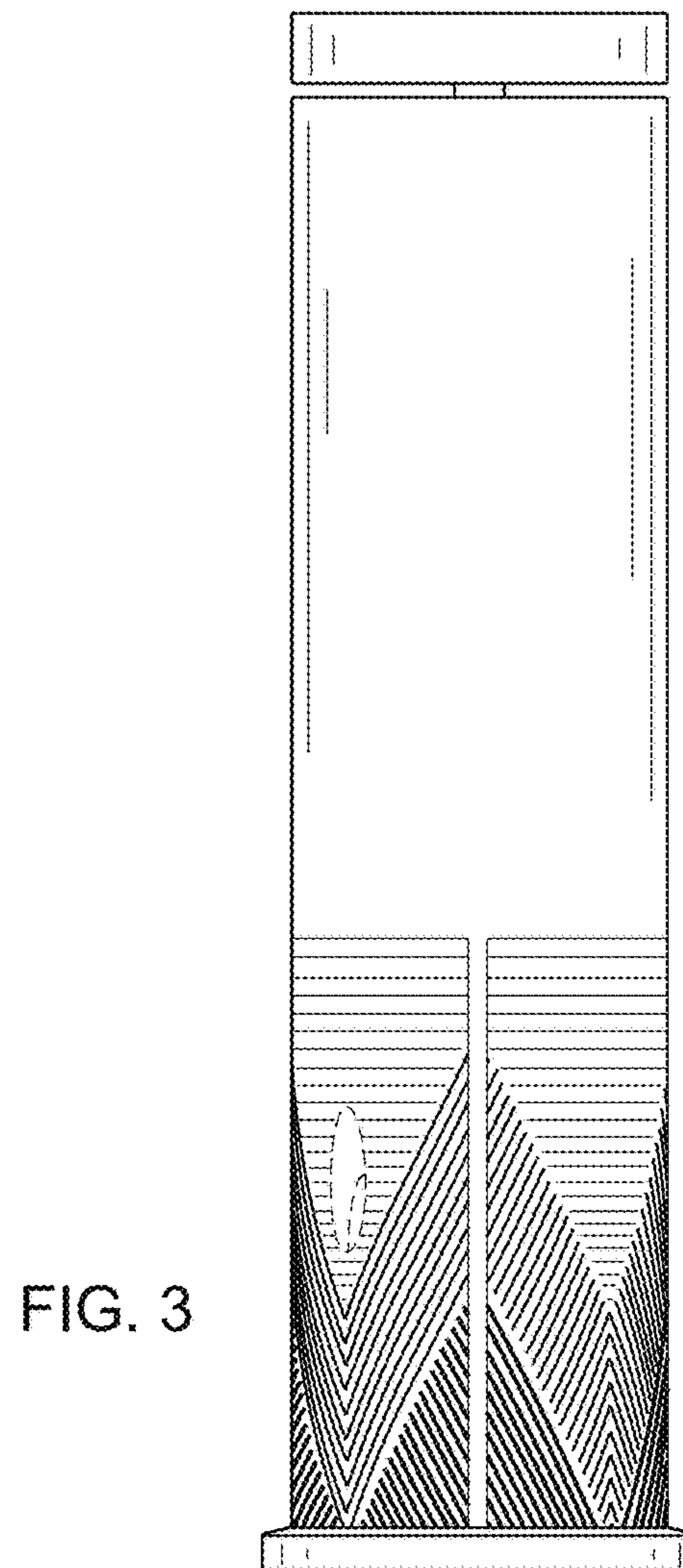
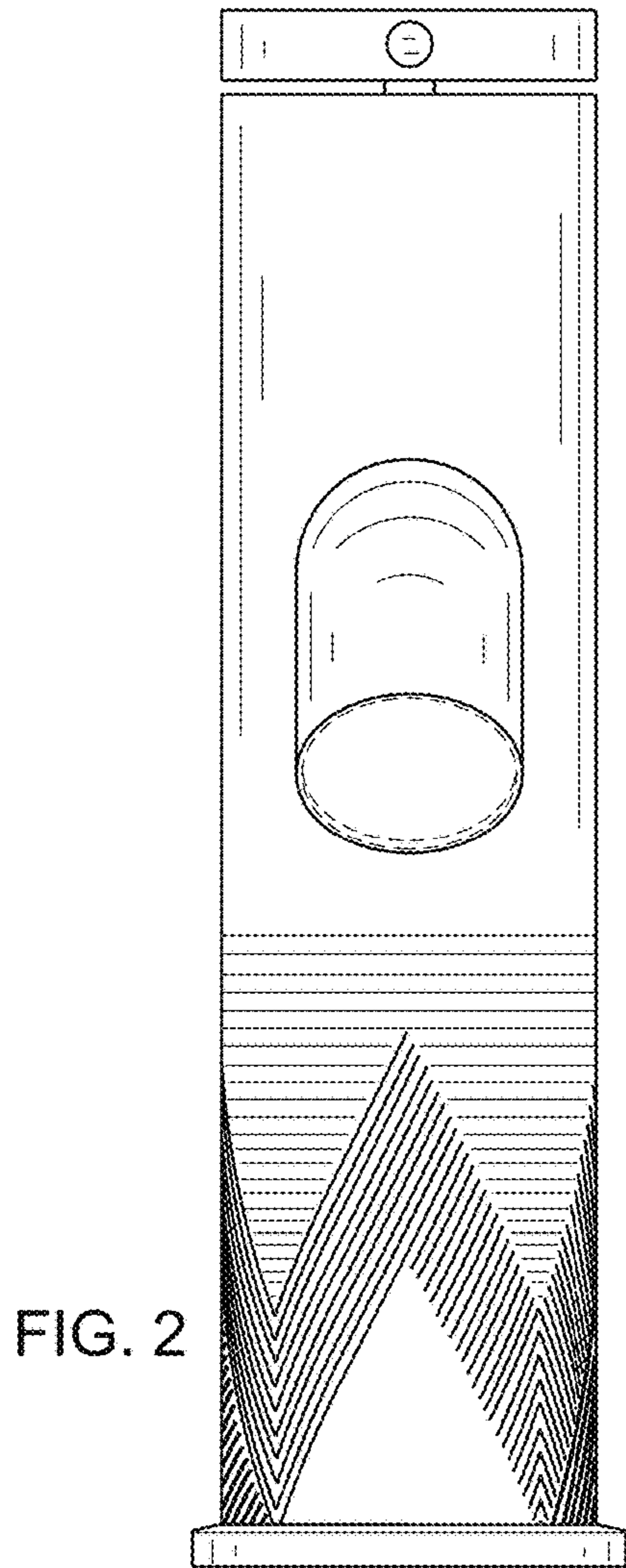


FIG. 1



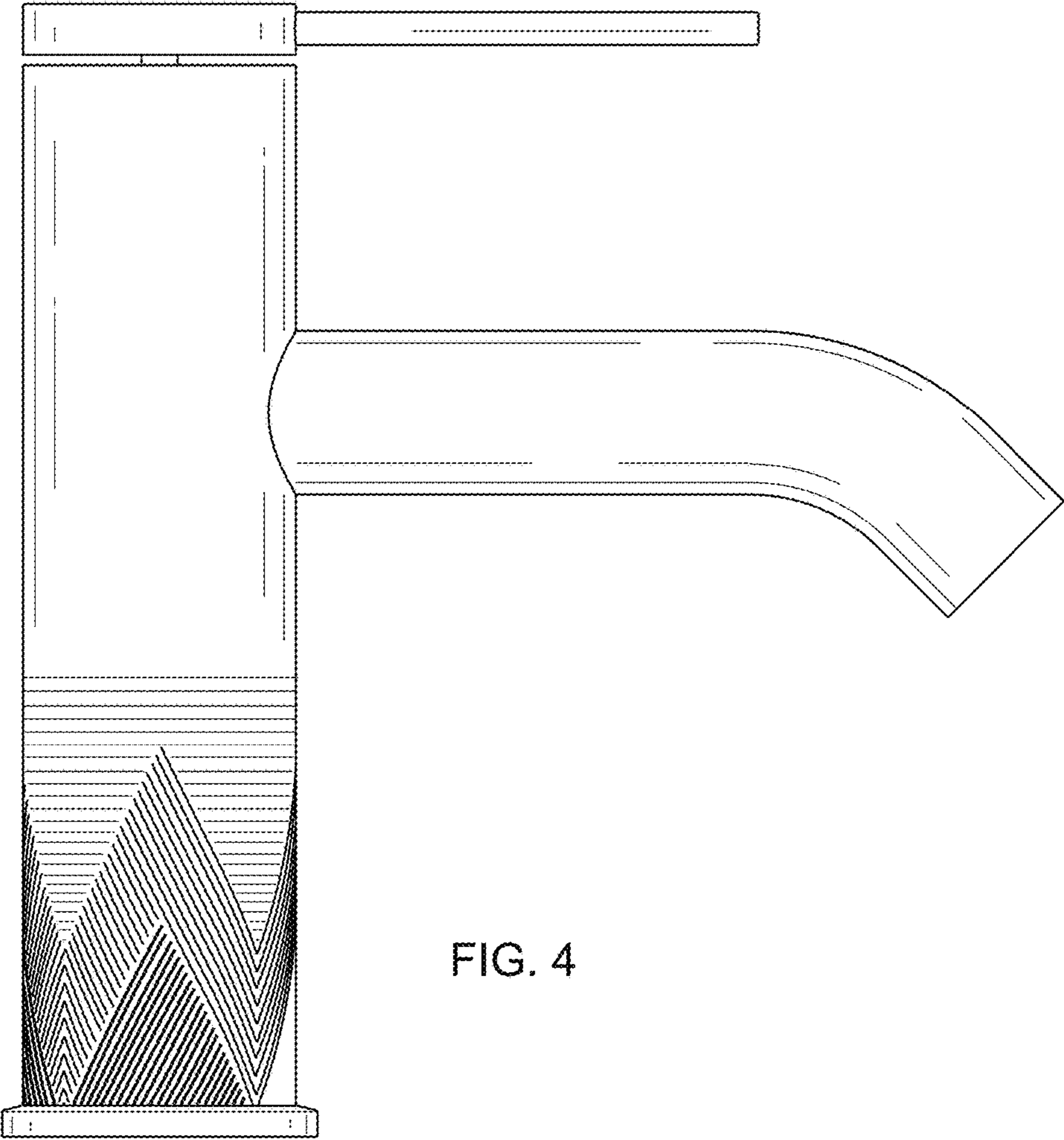


FIG. 4

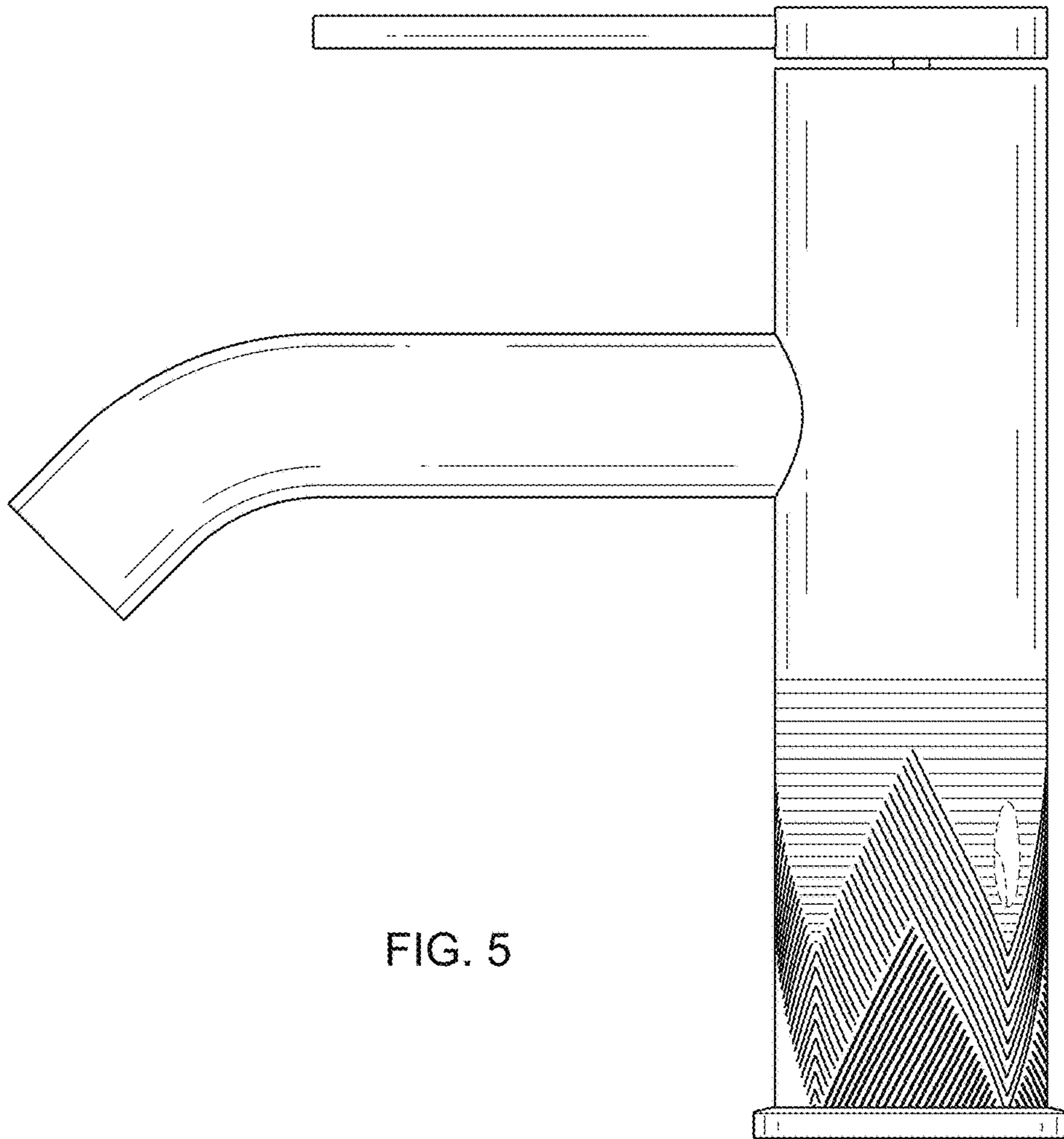


FIG. 5

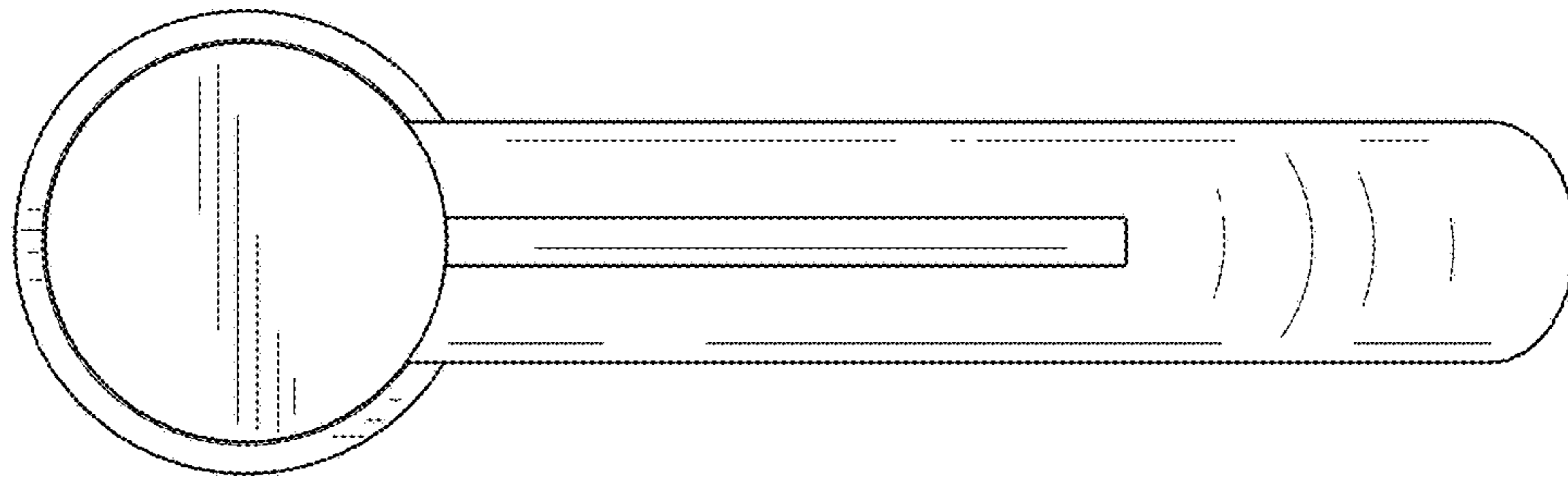


FIG. 6

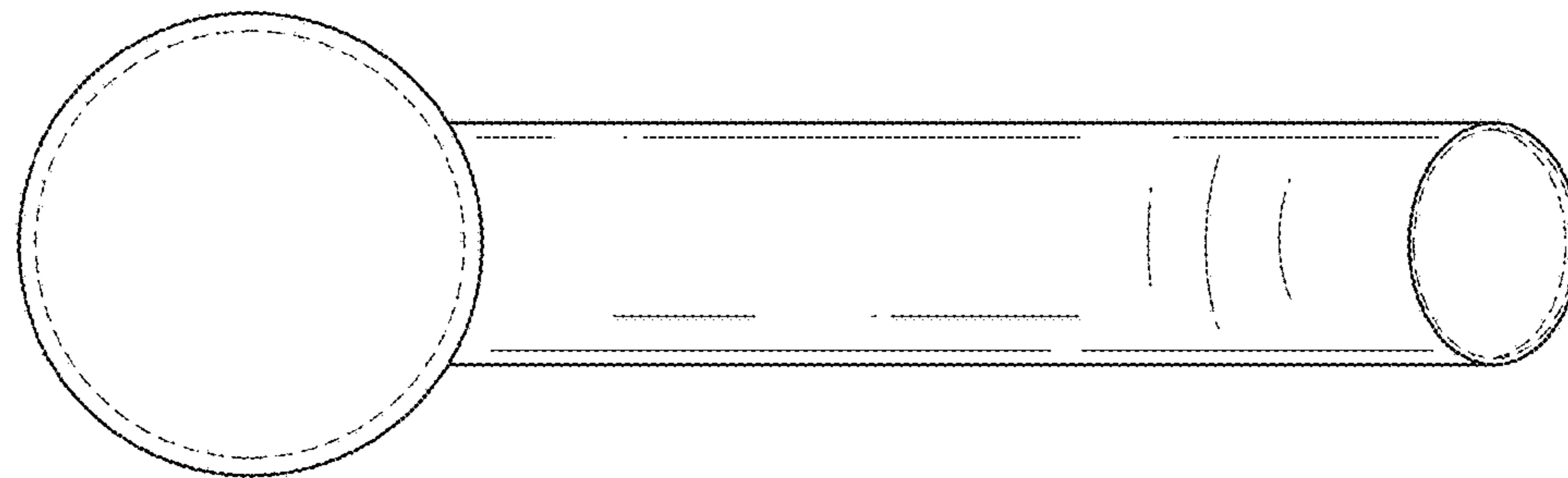


FIG. 7