

US00D862621S

(12) **United States Design Patent**
Criswell

(10) **Patent No.:** **US D862,621 S**

(45) **Date of Patent:** **** Oct. 8, 2019**

- (54) **END CAP FOR SPORT SHAFTS**
 - (71) Applicant: **Christopher Criswell**, Stevensville, MD (US)
 - (72) Inventor: **Christopher Criswell**, Stevensville, MD (US)
 - (**) Term: **15 Years**
 - (21) Appl. No.: **29/650,736**
 - (22) Filed: **Jun. 8, 2018**
 - (51) **LOC (12) Cl.** **21-02**
 - (52) **U.S. Cl.**
USPC **D21/753**
 - (58) **Field of Classification Search**
USPC D21/722-753, 759
CPC A63B 60/10; A63B 59/50; A63B 60/34;
A63B 59/00; A63B 59/06; A63B 59/0092; A63B 59/0014; A63B 49/08;
A63B 59/0033; A63B 59/0088; A63B 59/0025; A63B 60/00; A63B 60/16; A63B 59/70
- See application file for complete search history.

D445,472 S *	7/2001	Tucker, Sr.	D21/753
D565,140 S *	3/2008	Appleton	D21/757
D567,890 S *	4/2008	Appleton	D21/756
D620,062 S *	7/2010	Thompson	D21/753
D622,794 S *	8/2010	Thompson	D21/753
D627,021 S *	11/2010	Savarese	D21/753
D629,478 S *	12/2010	Appleton	D21/753
D655,767 S *	3/2012	Thompson	D21/753
D655,768 S *	3/2012	Thompson	D21/753
D655,769 S *	3/2012	Thompson	D21/753
D655,770 S *	3/2012	Thompson	D21/753
D655,771 S *	3/2012	Thompson	D21/753
D659,787 S *	5/2012	Balareta	D21/789
D685,870 S *	7/2013	Ho	D21/759
D694,842 S *	12/2013	Bentley	D21/753
D715,879 S *	10/2014	Goodwin	D21/753
D719,226 S *	12/2014	Thompson	D21/753
D719,623 S *	12/2014	Thompson	D21/753
D724,685 S *	3/2015	Carroll	D21/789
D761,925 S *	7/2016	Phelan, Jr.	D21/753
D792,930 S *	7/2017	Lacey	D21/753
D832,382 S *	10/2018	Van Nguyen	D21/753

* cited by examiner

Primary Examiner — Mitchell I. Siegel

(74) *Attorney, Agent, or Firm* — Harpman & Harpman

(57) **CLAIM**

The ornamental design for an end cap for sport shafts, as shown and described.

DESCRIPTION

FIG. 1 is a top and front perspective view of the end cap for sport shafts.

FIG. 2 is a top plan view thereof.

FIG. 3 is a bottom plan view thereof.

FIG. 4 is a rear elevational view thereof; and,

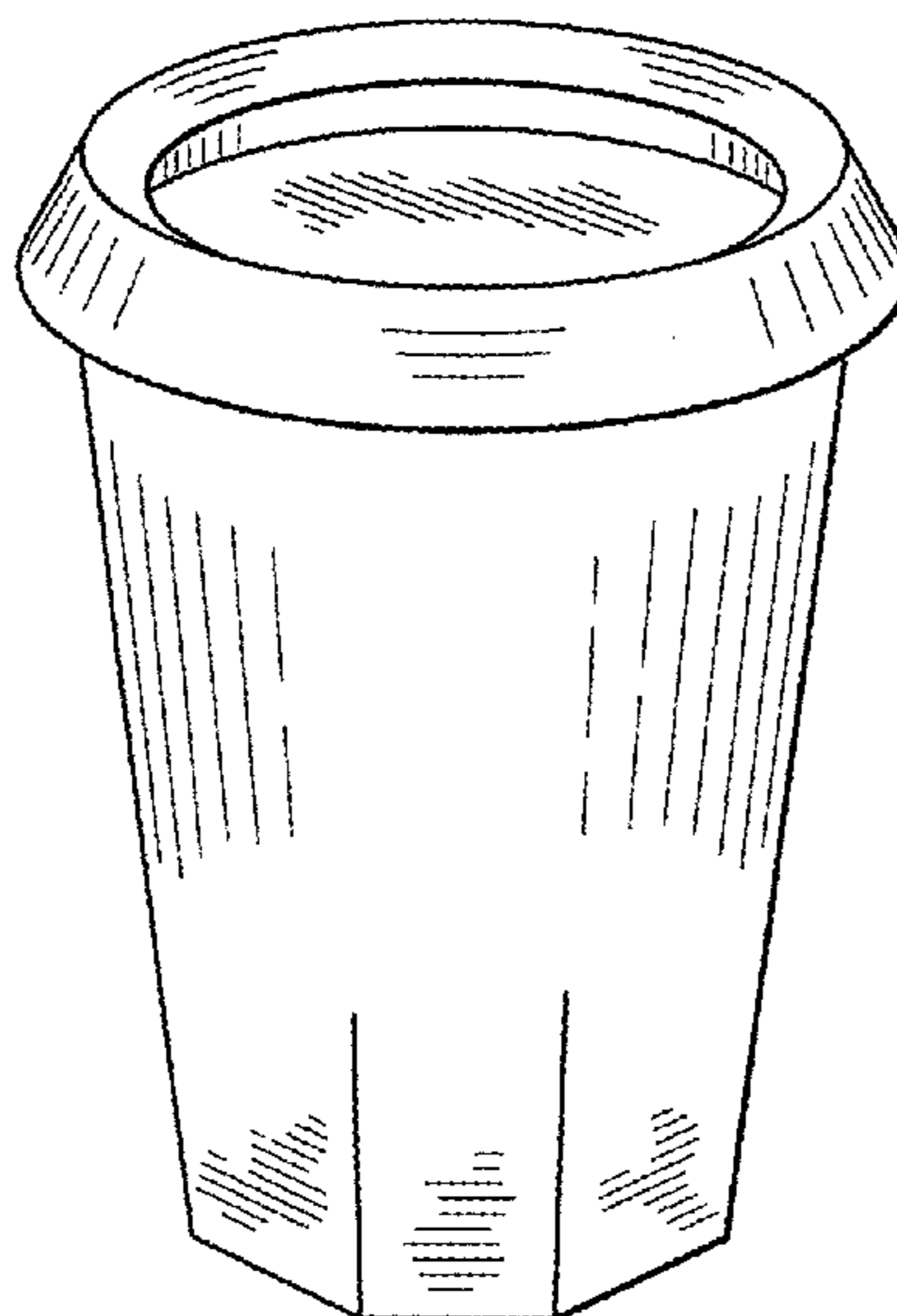
FIG. 5 is a right side elevational view thereof, the undisclosed left side being a mirror image.

1 Claim, 2 Drawing Sheets

(56) **References Cited**

U.S. PATENT DOCUMENTS

D182,359 S *	3/1958	Doughty	D21/753
D319,278 S *	8/1991	Tosti	D21/756
D348,093 S *	6/1994	Marte	D21/729
5,458,330 A *	10/1995	Baum	A63B 59/52 473/567
D387,831 S *	12/1997	George	D21/753
D404,449 S *	1/1999	Burger	D21/727
6,004,234 A *	12/1999	Majchrowicz	A63B 59/70 473/560
D431,624 S *	10/2000	Colonello	D21/789
D444,834 S *	7/2001	Tucker, Sr.	D21/753



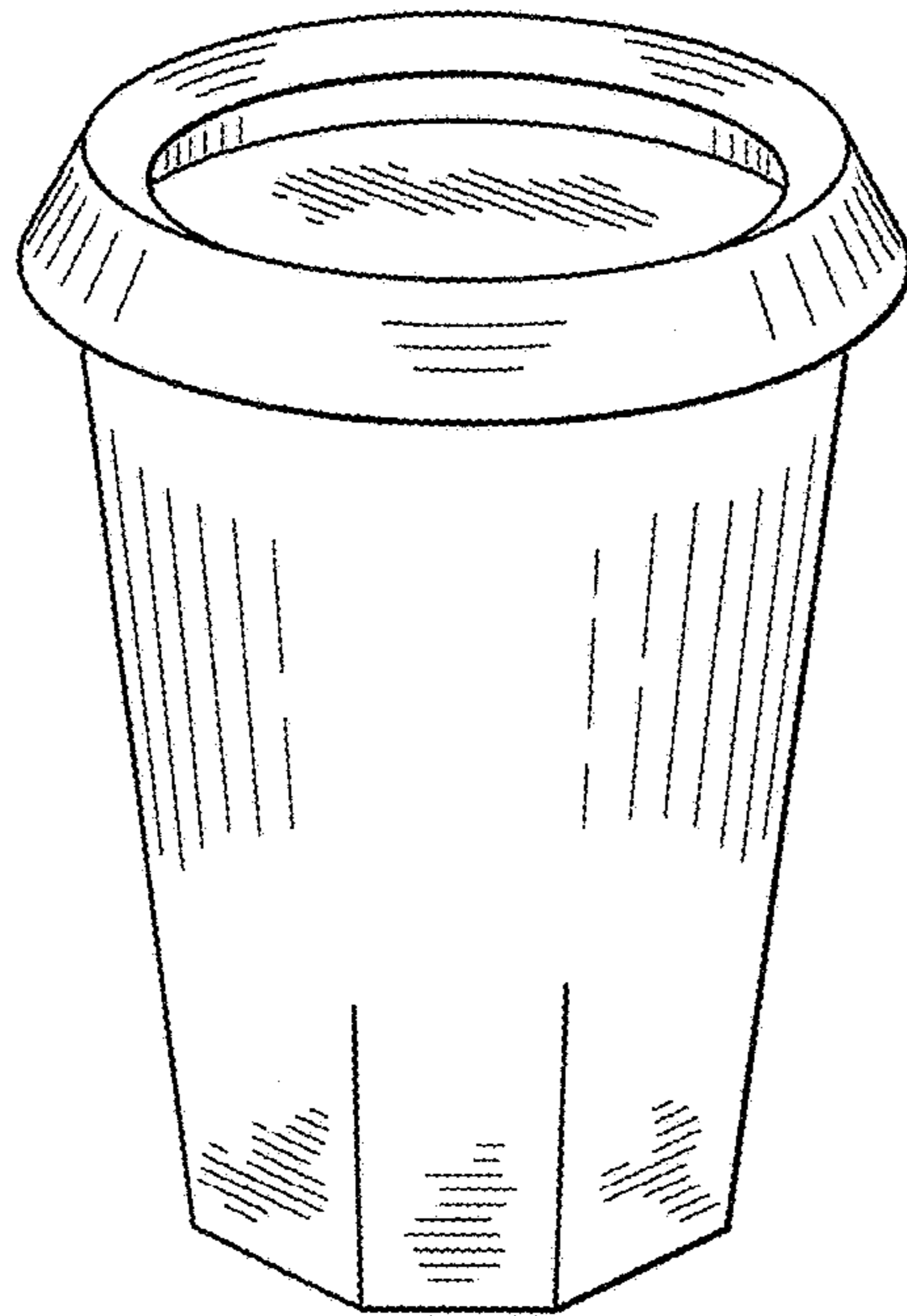


FIG. 1

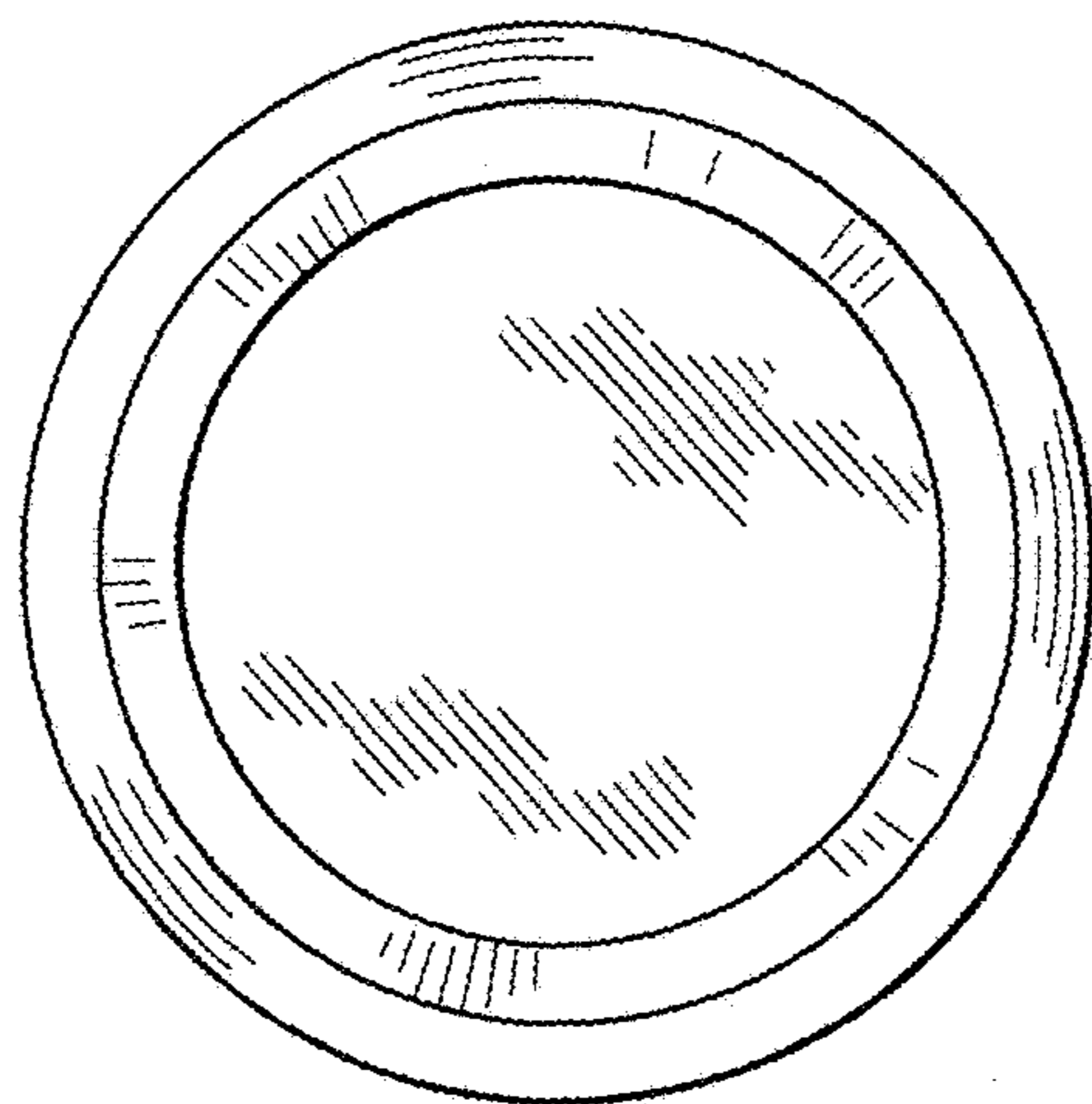


FIG. 2

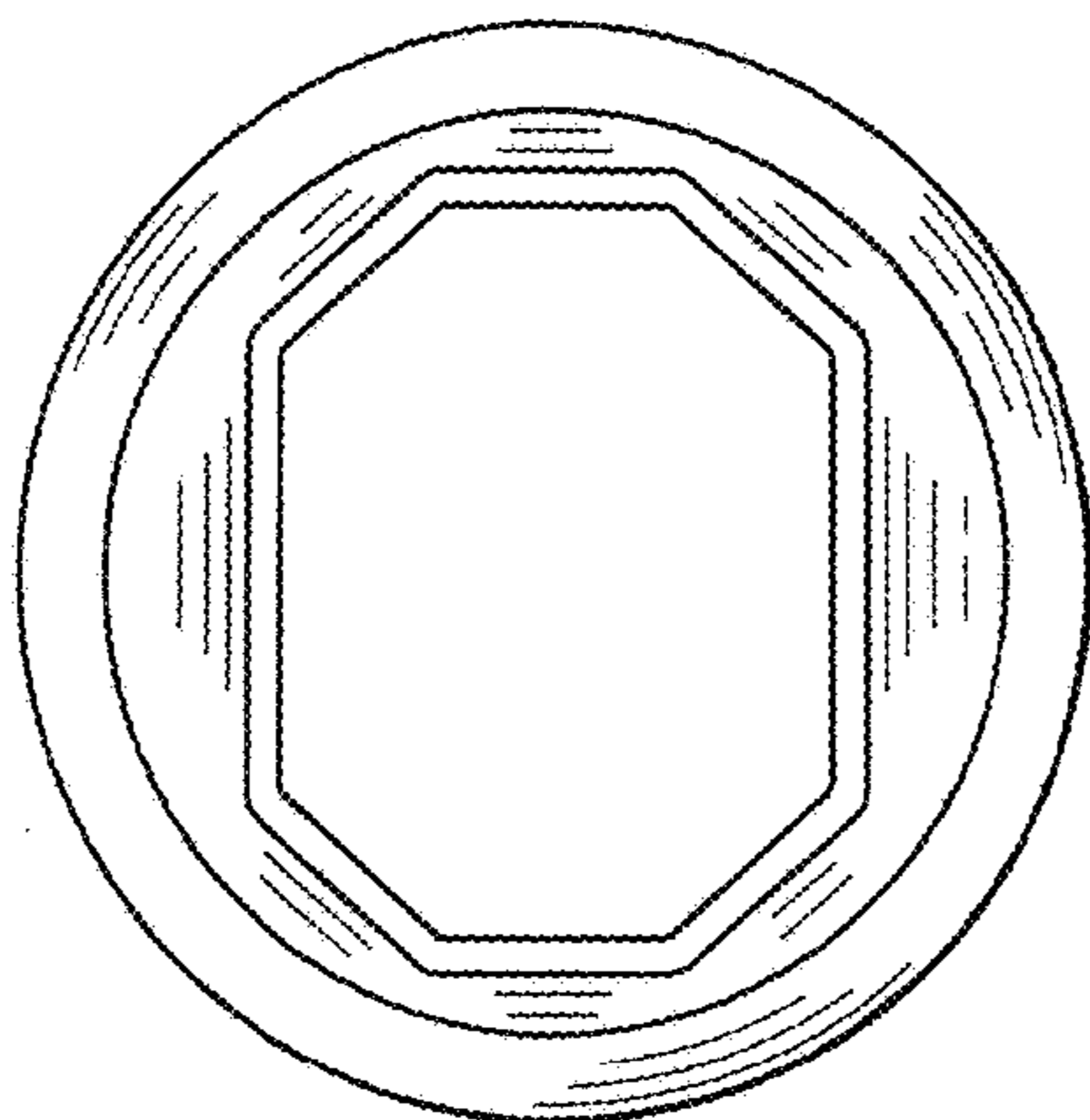


FIG. 3

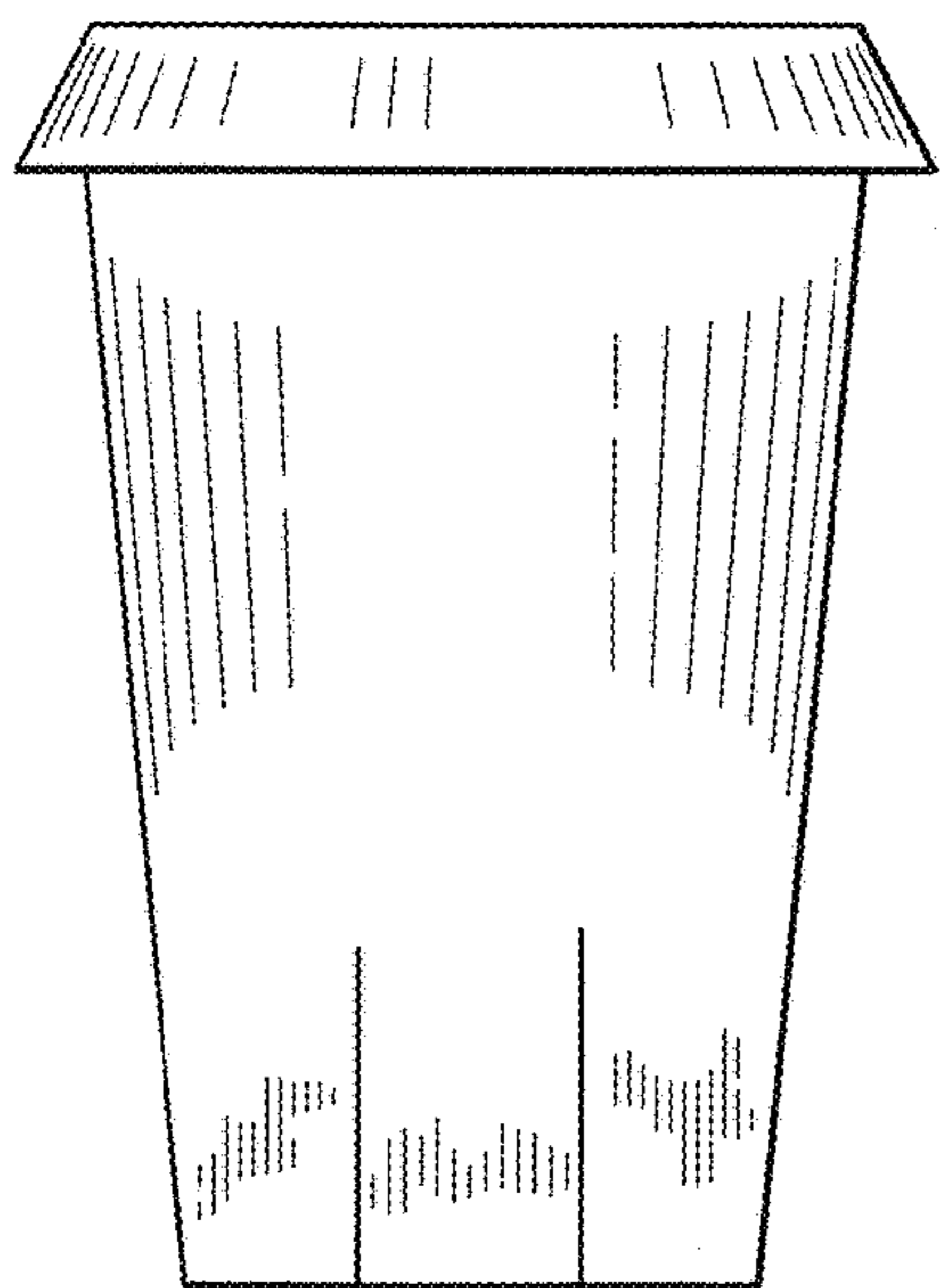


FIG. 4

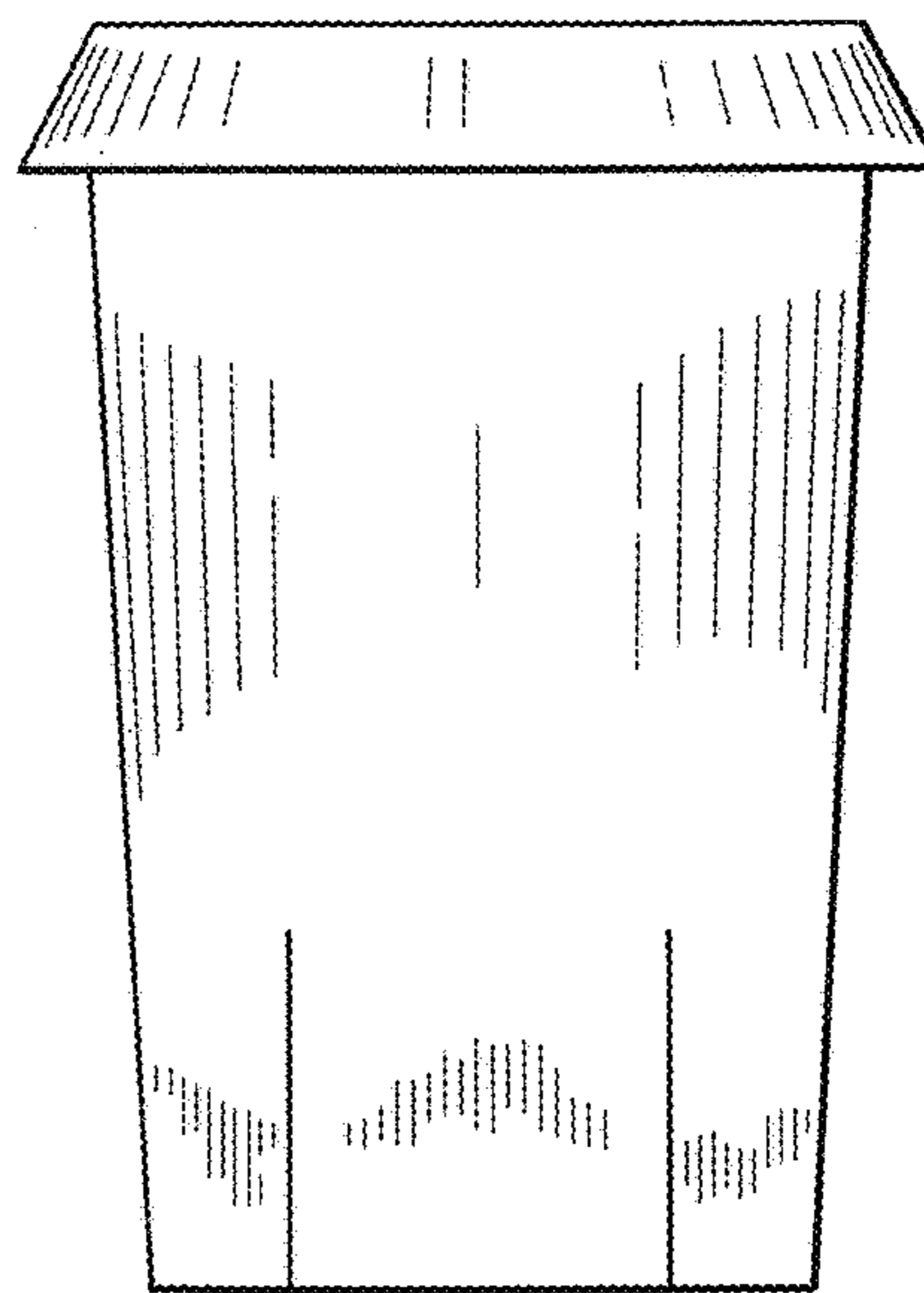


FIG. 5