

US00D862614S

(12) **United States Design Patent**
Ford

(10) **Patent No.:** **US D862,614 S**

(45) **Date of Patent:** **** Oct. 8, 2019**

(54) **EXPANDABLE TOY**

(71) Applicant: **NPD PARTNERSHIP LTD**, Surrey
(GB)

(72) Inventor: **Maxwell Charles Griffin Ford**,
Amsterdam (NL)

(73) Assignee: **NPD Partnership LTD.**, Surrey (GB)

(**) Term: **15 Years**

(21) Appl. No.: **29/642,133**

(22) Filed: **Mar. 27, 2018**

(51) **LOC (12) Cl.** **21-01**

(52) **U.S. Cl.**
USPC **D21/599**

(58) **Field of Classification Search**
USPC D6/598; D11/158, 162; D21/576-596,
D21/597-603; 446/368-369, 376, 428,
446/487; 180/8.6; D30/160
CPC ... A63H 3/00; A63H 3/02; A63H 3/04; A63H
3/14; A63H 3/16; A63H 3/28; A63H
33/00; A63H 7/00; A63H 7/06; A63H
11/00; A63H 11/10; A63H 11/20; A63H
13/00; A63H 33/04; A63H 33/08; A63H
33/042; A63H 23/10; G06N 3/008
See application file for complete search history.

(56) **References Cited**

U.S. PATENT DOCUMENTS

D317,801 S * 6/1991 Tapdrup D21/599
5,197,913 A * 3/1993 Suzuki A63H 23/10
446/156

D337,486 S * 7/1993 Maggiore D21/599
D371,822 S * 7/1996 Petrolle D21/599
D386,733 S * 11/1997 Rossman D21/599
D499,774 S * 12/2004 Dong D21/585
D536,141 S * 1/2007 Renforth D30/160
D636,032 S * 4/2011 Oestreicher D21/599
D670,772 S * 11/2012 Lo D21/599
D677,341 S * 3/2013 English A63H 23/10
D21/599
D677,738 S * 3/2013 English D21/599

* cited by examiner

Primary Examiner — Sandra L Morris

(74) *Attorney, Agent, or Firm* — Law Office of Theresa
O'Rourke Nugent


(57) **CLAIM**

The ornamental design for an expandable toy, as shown and
described.

DESCRIPTION

FIG. 1 is a top view of the present invention of an expand-
able toy in its expanded configuration;
FIG. 2 is a side view of the expandable toy of FIG. 1;
FIG. 3 is a bottom view of the expandable toy of FIG. 1;
FIG. 4 is a front view of the expandable toy of FIG. 1;
FIG. 5 is a top view of the present invention of an expand-
able toy in its non-expanded and collapsed configuration;
FIG. 6 is a bottom view of the expandable toy of FIG. 5; and,
FIG. 7 is a back view of the expandable toy of FIG. 5.

1 Claim, 7 Drawing Sheets



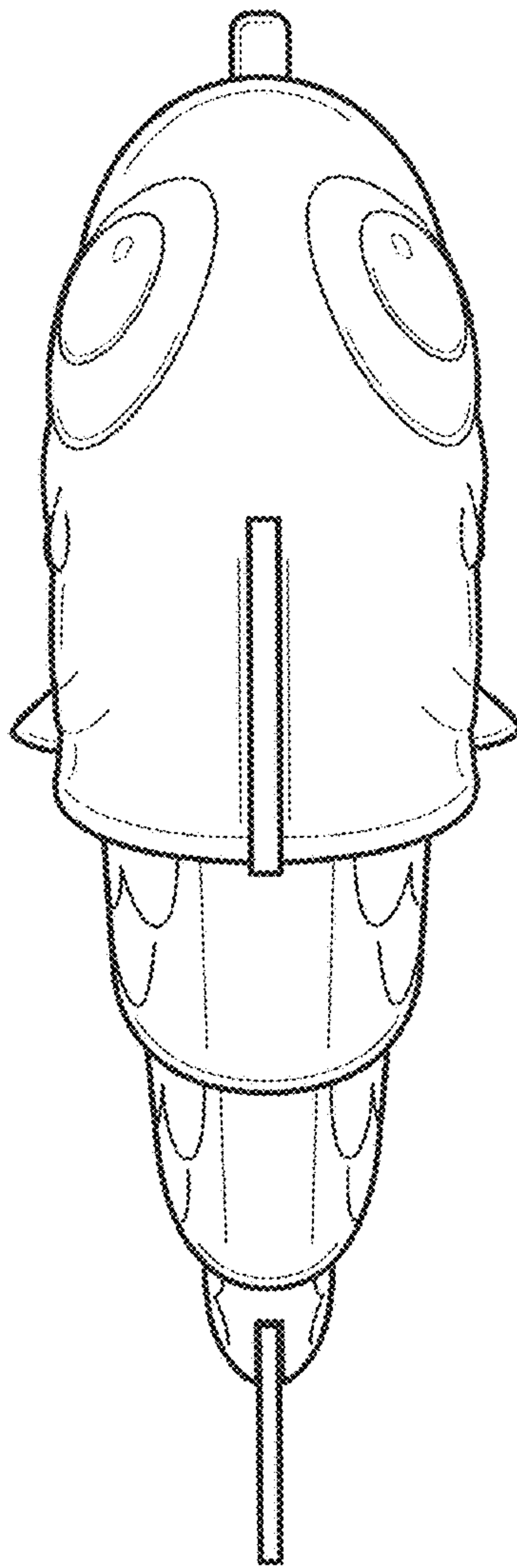


FIGURE 1




FIGURE 2

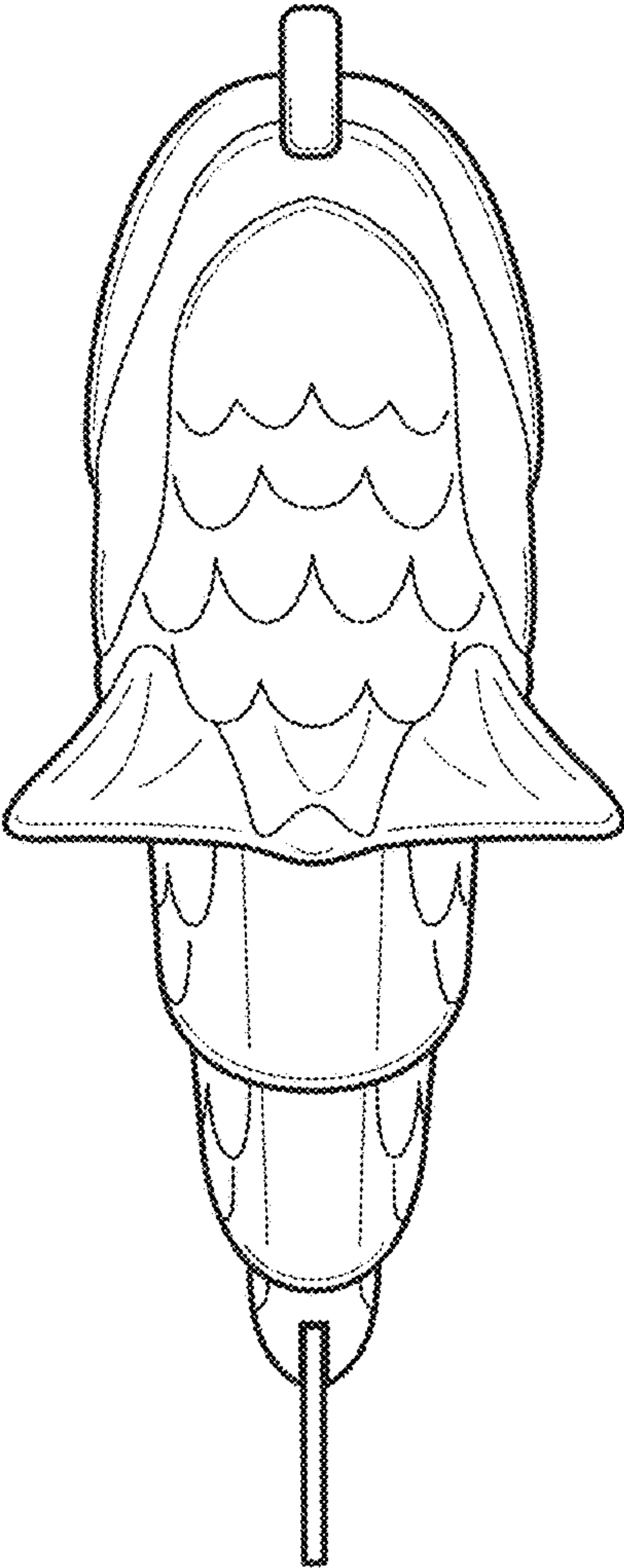


FIGURE 3

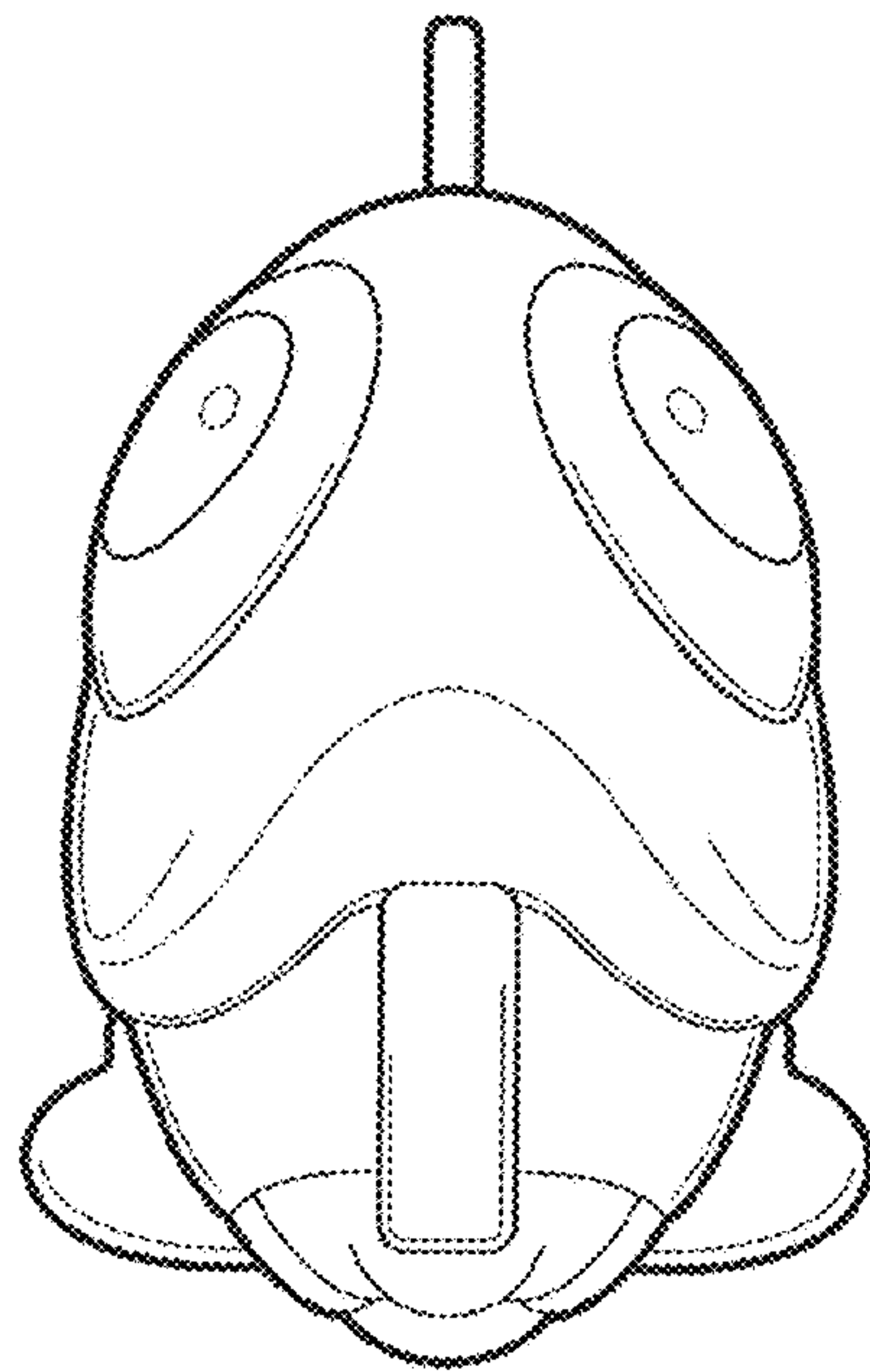


FIGURE 4

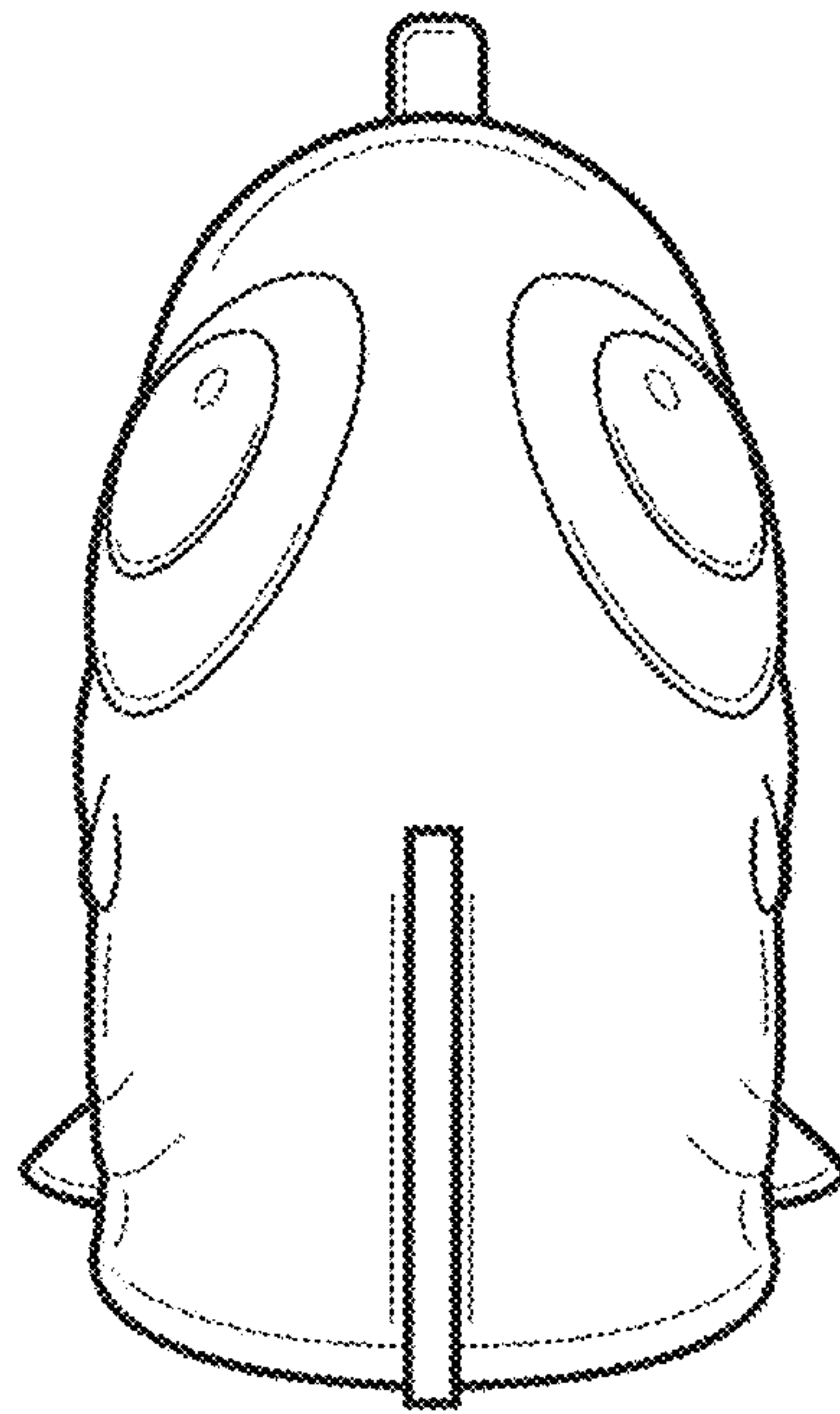


FIGURE 5

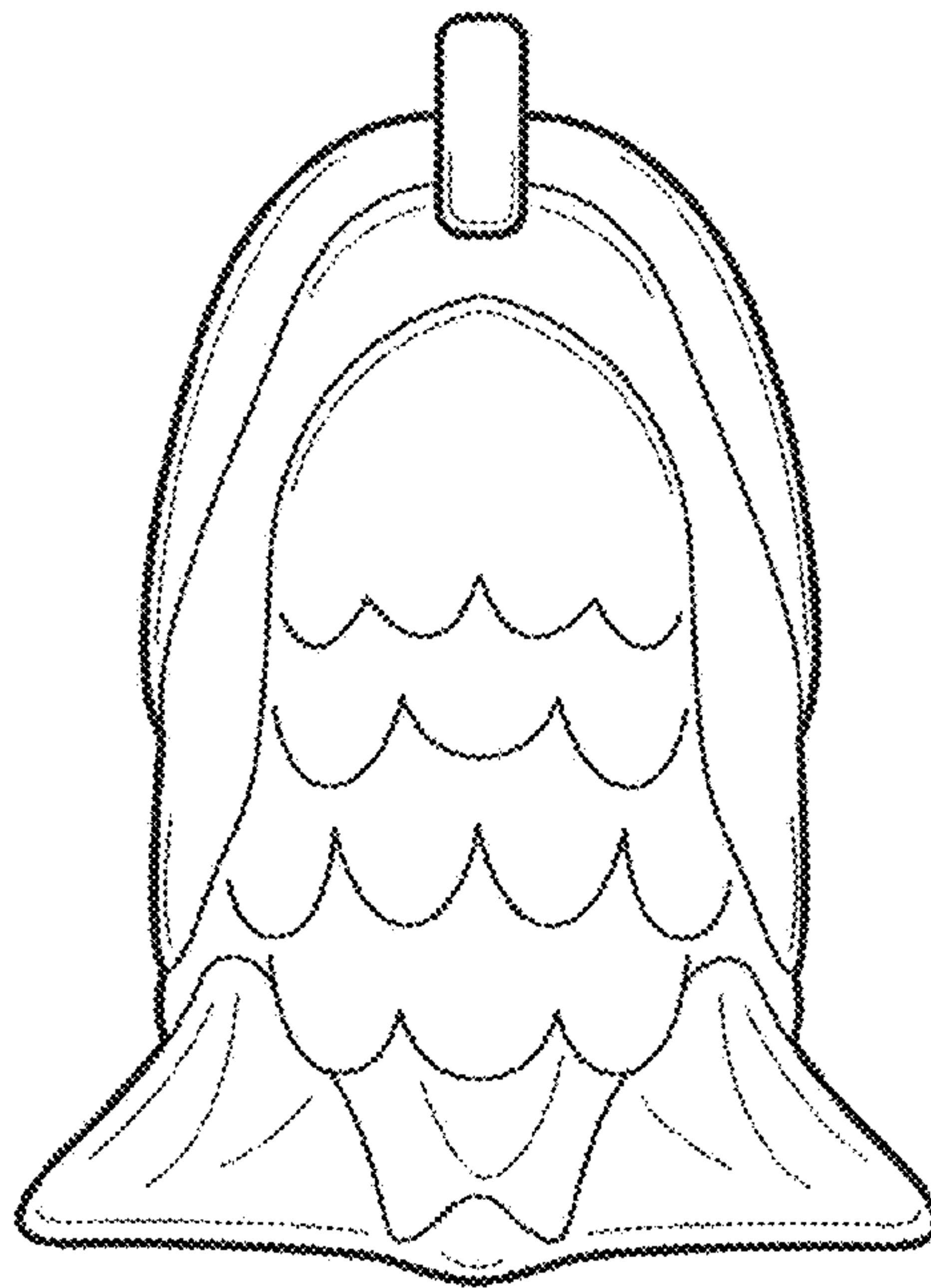


FIGURE 6

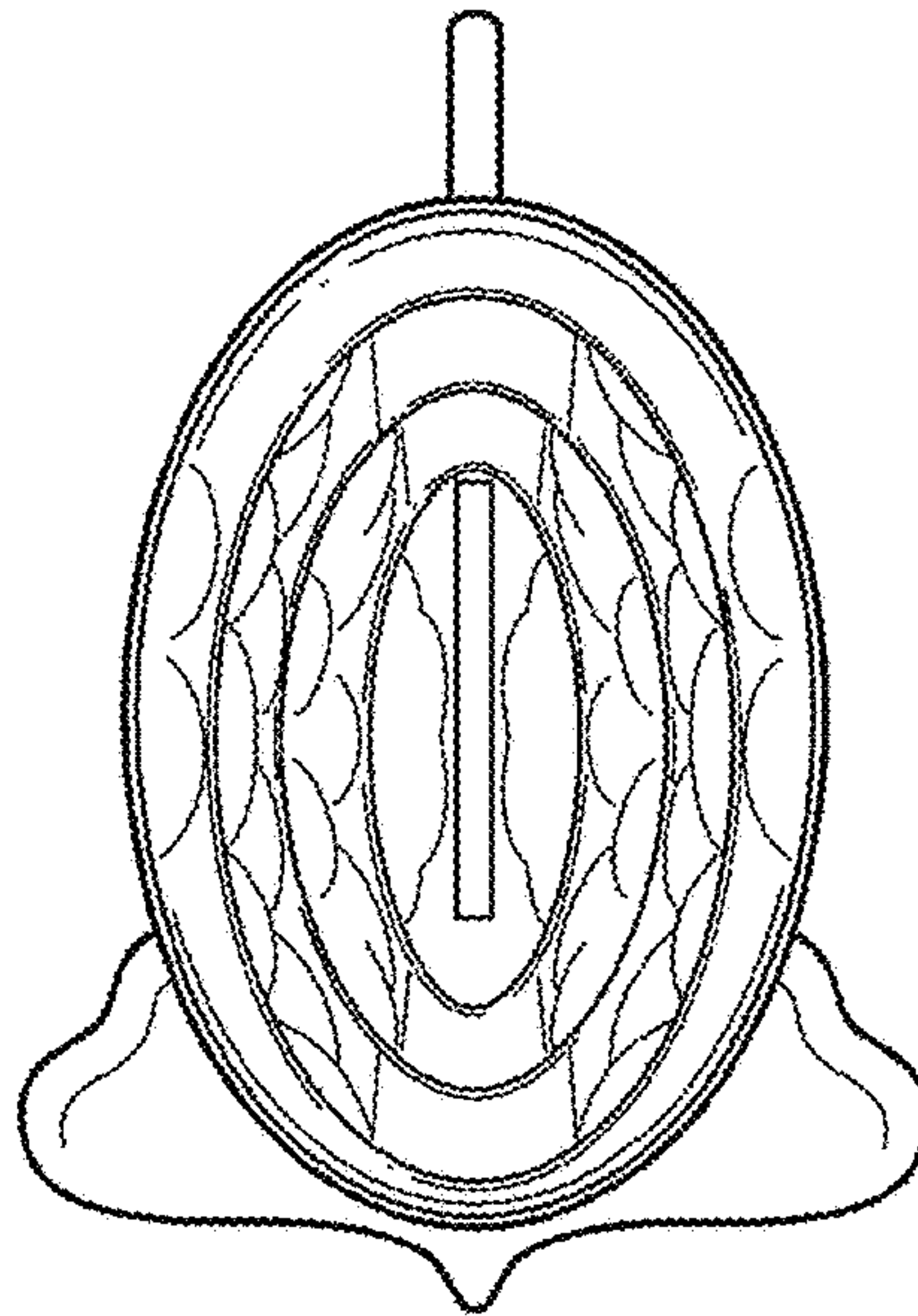


FIGURE 7