

US00D862593S

(12) **United States Design Patent** (10) **Patent No.:** **US D862,593 S**
Morrison (45) **Date of Patent:** **** Oct. 8, 2019**

(54) **WRITING INSTRUMENT**
(71) Applicant: **C. Josef Lamy GmbH**, Heidelberg (DE)
(72) Inventor: **Jasper Morrison**, London (GB)
(73) Assignee: **C. Josef Lamy GmbH**, Heidelberg (DE)
(**) Term: **15 Years**
(21) Appl. No.: **29/626,092**
(22) Filed: **Nov. 15, 2017**
(30) **Foreign Application Priority Data**
May 15, 2017 (WO) DM096116
(51) **LOC (12) Cl.** **19-06**
(52) **U.S. Cl.**
USPC **D19/170**
(58) **Field of Classification Search**
USPC D19/115-204; D14/411
CPC . B43K 5/005; B43K 7/12; B43K 8/04; B43K 8/06; B43K 19/0002; B43K 19/14; B43K 21/006; B43K 21/06
See application file for complete search history.

(56) **References Cited**
U.S. PATENT DOCUMENTS
1,490,231 A * 4/1924 Poole B43K 25/022 24/11 M
1,923,153 A * 8/1933 Lang B43K 29/02 15/432
2,110,999 A * 3/1938 Miga A45D 29/04 132/73.5
D146,215 S * 1/1947 Florman D19/170
2,428,960 A * 10/1947 Cloutier B43K 7/02 401/213

2,745,198 A * 5/1956 Nelson B43K 29/007 40/326
D178,033 S * 6/1956 Young et al. D19/179
3,480,370 A * 11/1969 Koeln B43K 7/12 401/107
D217,646 S * 5/1970 Groft D19/179
D261,010 S * 9/1981 Itoh D19/168
D266,258 S * 9/1982 Lockwood D19/179
D267,887 S * 2/1983 Rigoni D19/169
D282,672 S * 2/1986 LeBlanc D19/179
D376,817 S * 12/1996 Boix Gacia D19/170
D393,485 S * 4/1998 Bussiere D19/179
5,735,622 A * 4/1998 Melnick B43K 19/16 401/88
D426,572 S * 6/2000 Salemme D19/168
D467,614 S * 12/2002 Pellissa Beneyto D19/170
D477,026 S * 7/2003 Stropkay D19/170
D478,626 S * 8/2003 Stropkay D19/174
D495,743 S * 9/2004 Schung D19/170
D498,494 S * 11/2004 Conklin D19/171
D501,028 S * 1/2005 Carre D19/168
D503,740 S * 4/2005 Carre D19/170
D521,067 S * 5/2006 Andrews D19/175

(Continued)

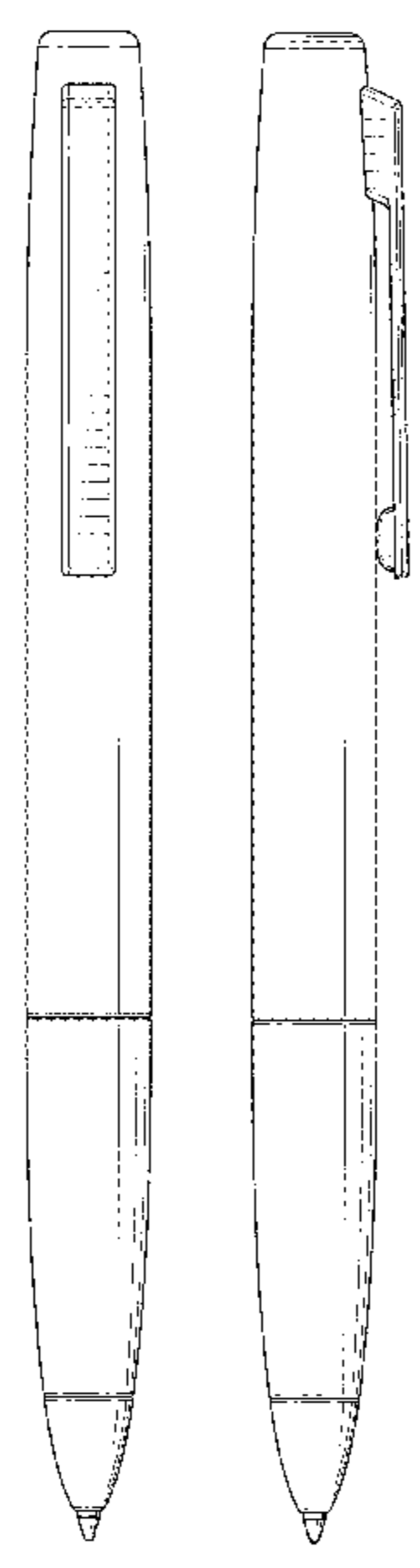
Primary Examiner — Elizabeth A. Albert
(74) *Attorney, Agent, or Firm* — Laurence P. Colton; Smith Tempel Blaha LLC

(57) **CLAIM**
The ornamental design for a writing instrument, as shown and described.

DESCRIPTION

FIG. 1 is a perspective view of a writing instrument of the present design.
FIG. 2 is a front view of the design of FIG. 1.
FIG. 3 is a rear view of the design of FIG. 1.
FIG. 4 is a left side view of the design of FIG. 1.
FIG. 5 is a right side view of the design of FIG. 1.
FIG. 6 is a top view of the design of FIG. 1; and,
FIG. 7 is a bottom view of the design of FIG. 1.

1 Claim, 3 Drawing Sheets



(56)

References Cited

U.S. PATENT DOCUMENTS

D585,937 S *	2/2009	Dhesse	D19/170
D588,641 S *	3/2009	Koch	D19/170
D596,228 S *	7/2009	Koch	D19/173
D600,281 S *	9/2009	Delancourt	D19/170
D605,698 S *	12/2009	Zhang	D19/170
7,909,528 B2 *	3/2011	Brooks	B43K 23/001 401/131
D647,966 S *	11/2011	Koch	D19/170
D662,985 S *	7/2012	Liu	D19/173
D694,328 S *	11/2013	Mao	D19/170
D700,652 S *	3/2014	Fischer	D19/170
D784,991 S *	4/2017	Chang	D14/411
D785,707 S *	5/2017	Carreno	D19/171
D811,402 S *	2/2018	Nishizawa	D14/411
D826,327 S *	8/2018	Kermoal	D19/173
D832,920 S *	11/2018	Nakata	D19/170

* cited by examiner

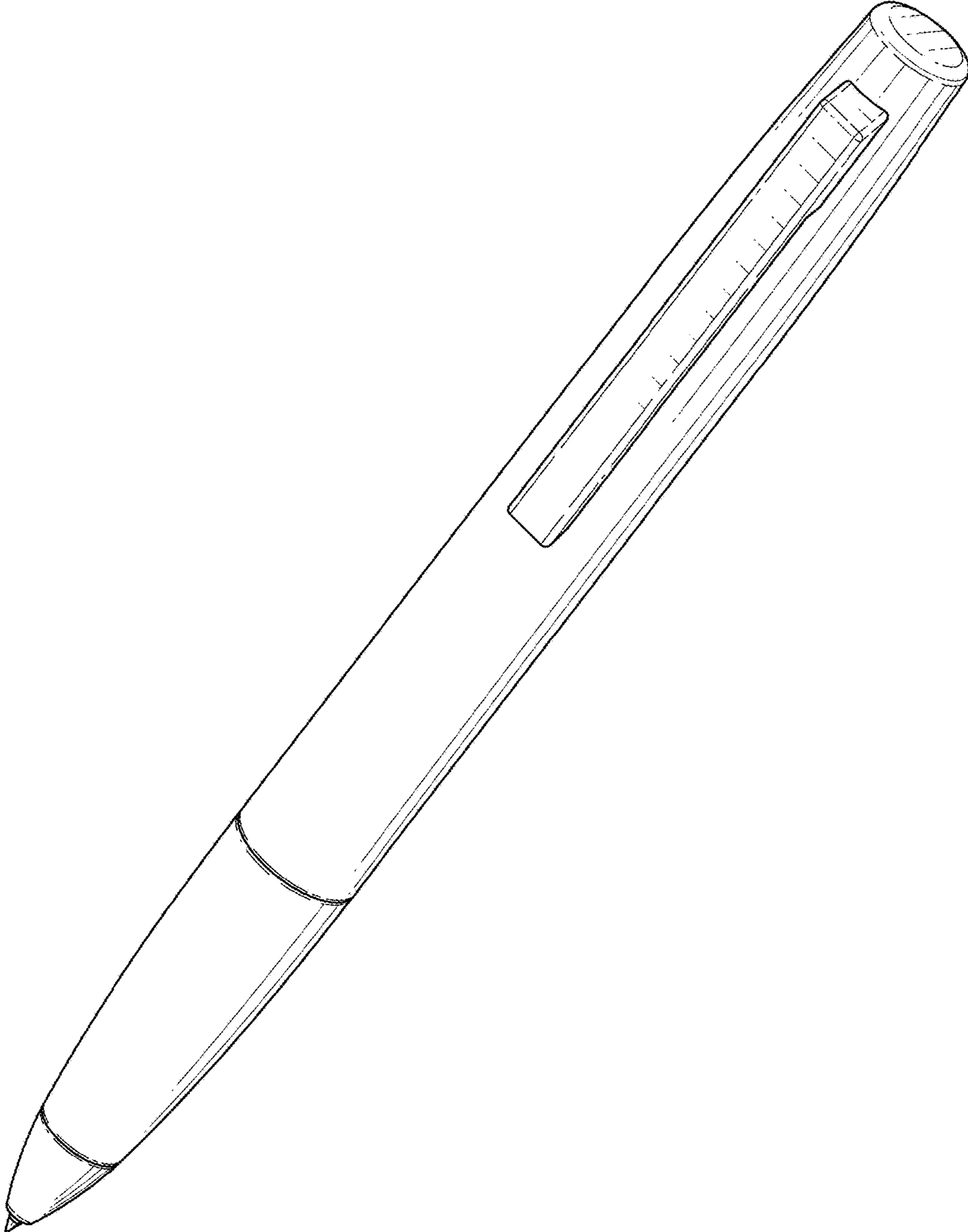


FIG. 1




FIG. 2




FIG. 3

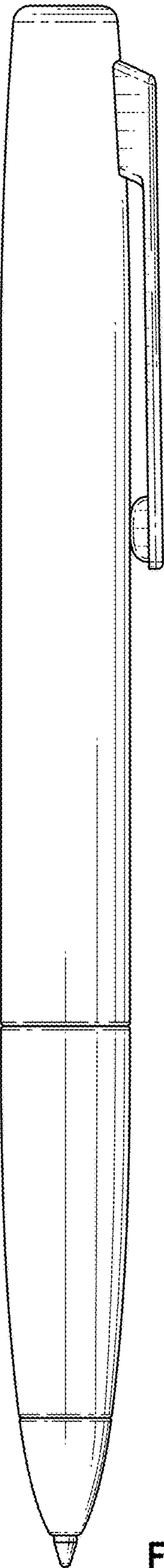


FIG. 4




FIG. 5

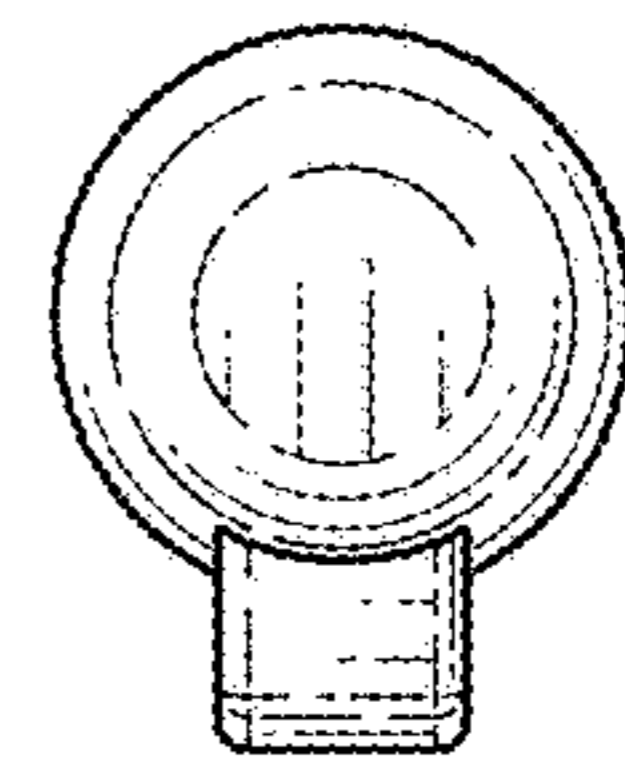


FIG. 6

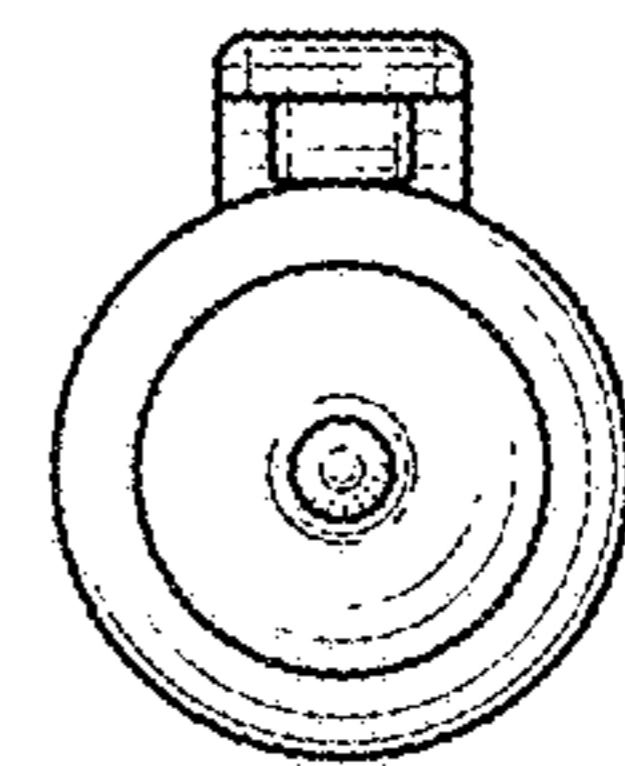


FIG. 7