

US00D862591S

(12) **United States Design Patent**  
**Woodcock**

(10) **Patent No.: US D862,591 S**

(45) **Date of Patent: \*\* Oct. 8, 2019**

(54) **CUTTING TOOL FOR ADHESIVE TAPE DISPENSER**

(71) Applicant: **David Harold Woodcock**, Blackpool (GB)

(72) Inventor: **David Harold Woodcock**, Blackpool (GB)

(\*\*) Term: **15 Years**

(21) Appl. No.: **35/502,930**

(22) Filed: **Mar. 23, 2017**

(80) **Hague Agreement Data**

Int. Filing Date: **Mar. 23, 2017**

Int. Reg. No.: **DM/095888**

Int. Reg. Date: **Mar. 23, 2017**

Int. Reg. Pub. Date: **May 12, 2017**

(51) **LOC (12) Cl.** ..... **19-99**

(52) **U.S. Cl.**  
USPC ..... **D19/69**

(58) **Field of Classification Search**  
USPC ..... D19/65, 67, 68, 69, 72, 99  
See application file for complete search history.

(56) **References Cited**

U.S. PATENT DOCUMENTS

- 2,284,807 A \* 6/1942 Donahoo ..... B65H 35/008  
225/61
- 2,420,021 A \* 5/1947 Straubel ..... B42F 19/00  
40/342
- 2,472,761 A \* 6/1949 Reed ..... B65H 35/008  
225/56
- 2,560,394 A \* 7/1951 Slezak ..... B65H 35/008  
225/25
- 2,626,666 A \* 1/1953 Coldiron ..... B65H 35/008  
225/65
- D182,862 S \* 5/1958 Wax ..... D19/69

- 3,144,185 A \* 8/1964 Shirejian ..... B26B 27/007  
225/56
- 3,456,842 A \* 7/1969 Mierson ..... B65D 83/0811  
221/33
- D227,165 S \* 6/1973 Gordon ..... D19/69
- 3,878,966 A \* 4/1975 Haboush ..... A47K 10/421  
211/50
- 3,879,255 A \* 4/1975 Mason ..... E04F 21/00  
156/527
- 3,970,230 A \* 7/1976 Horn ..... B26F 3/02  
225/56
- 4,191,306 A \* 3/1980 Rabner ..... B65C 11/00  
206/39.7
- D259,643 S \* 6/1981 Pearson ..... D19/69
- 4,405,068 A \* 9/1983 Blair ..... B65H 35/0026  
225/65
- D290,139 S \* 6/1987 Harris ..... D19/69

(Continued)

*Primary Examiner* — Mary Ann Calabrese

*Assistant Examiner* — Jennifer L Rempfer

(57) **CLAIM**

The ornamental design for a cutting tool for adhesive tape dispenser, as shown and described.

**DESCRIPTION**

1. Cutting tool for adhesive tape dispenser

1.1 : Front

1.2 : Back

1.3 : Left

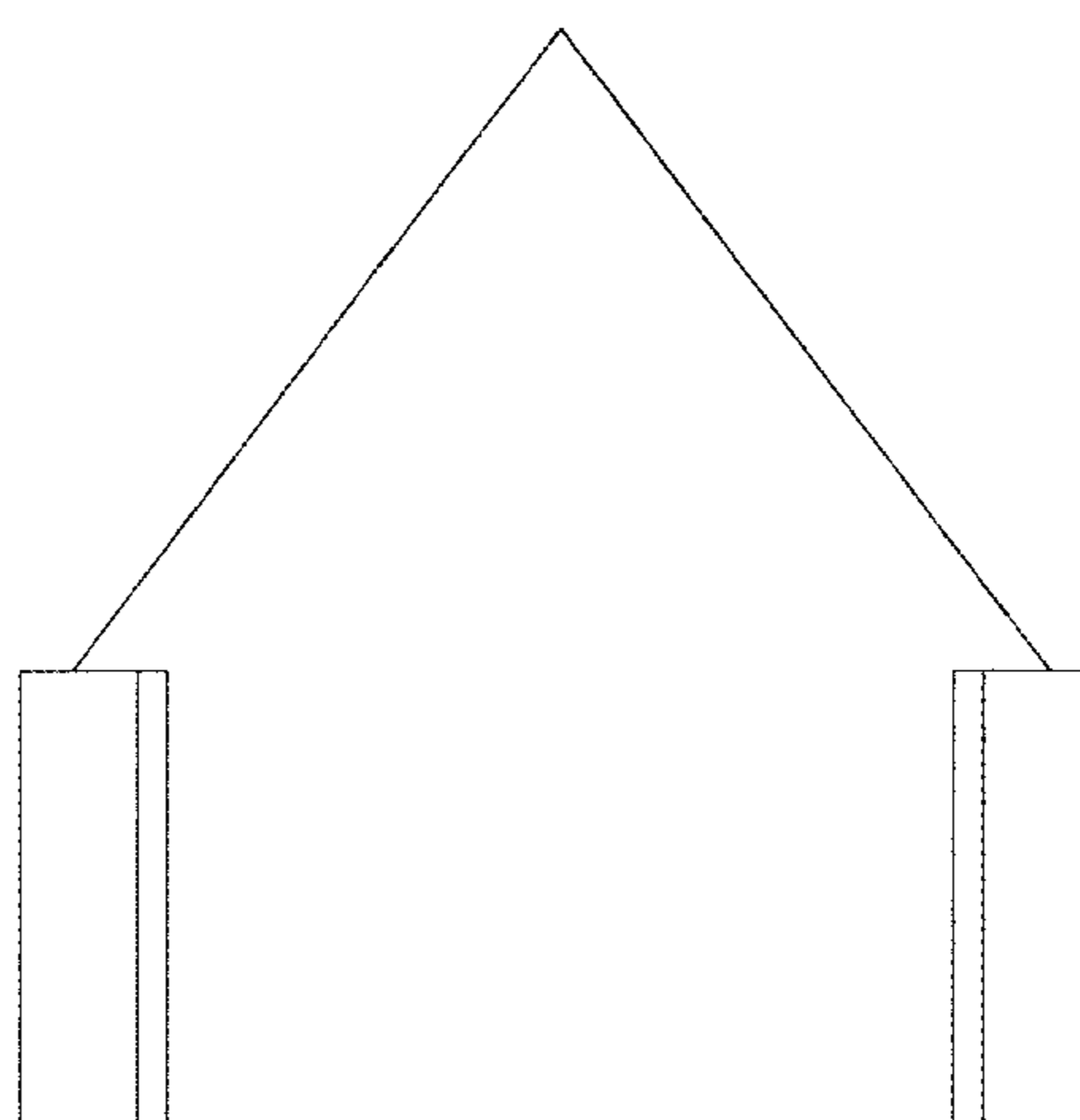
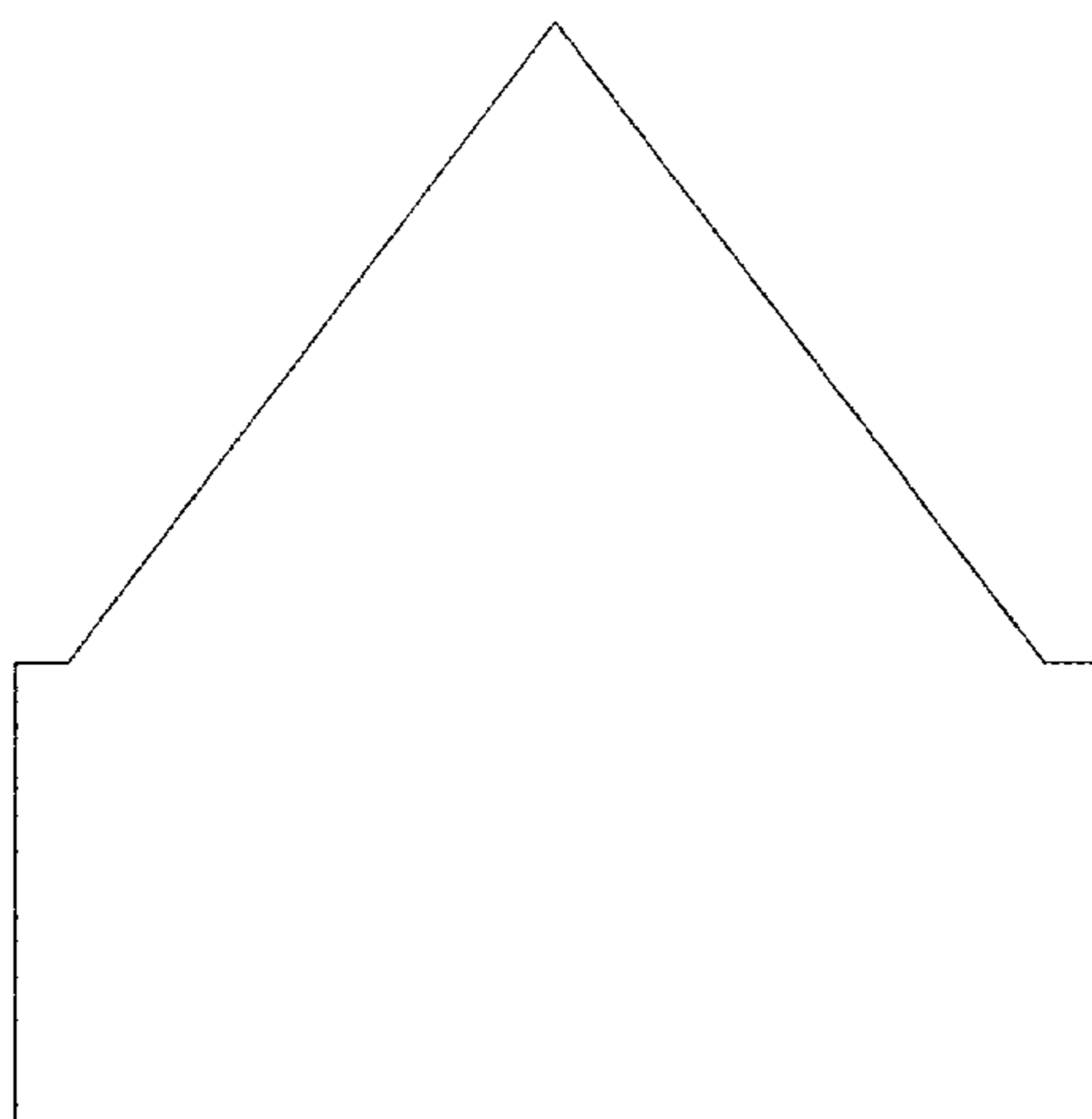
1.4 : Right

1.5 : Top

1.6 : Bottom

The reproductions depict a cutting point on the leading (top) edge of the design as shown in the front view; the tool is made of rigid material; the tool is manually placed on the underside (sticky side) of the tape enabling easy trim to length; at the end of the process, the tool may remain as a tab on the end of the tape for future use and assistance in locating the end of the tape; the side tabs allow the tool to be stowed over the tape roll for security.

**1 Claim, 6 Drawing Sheets**



(56)

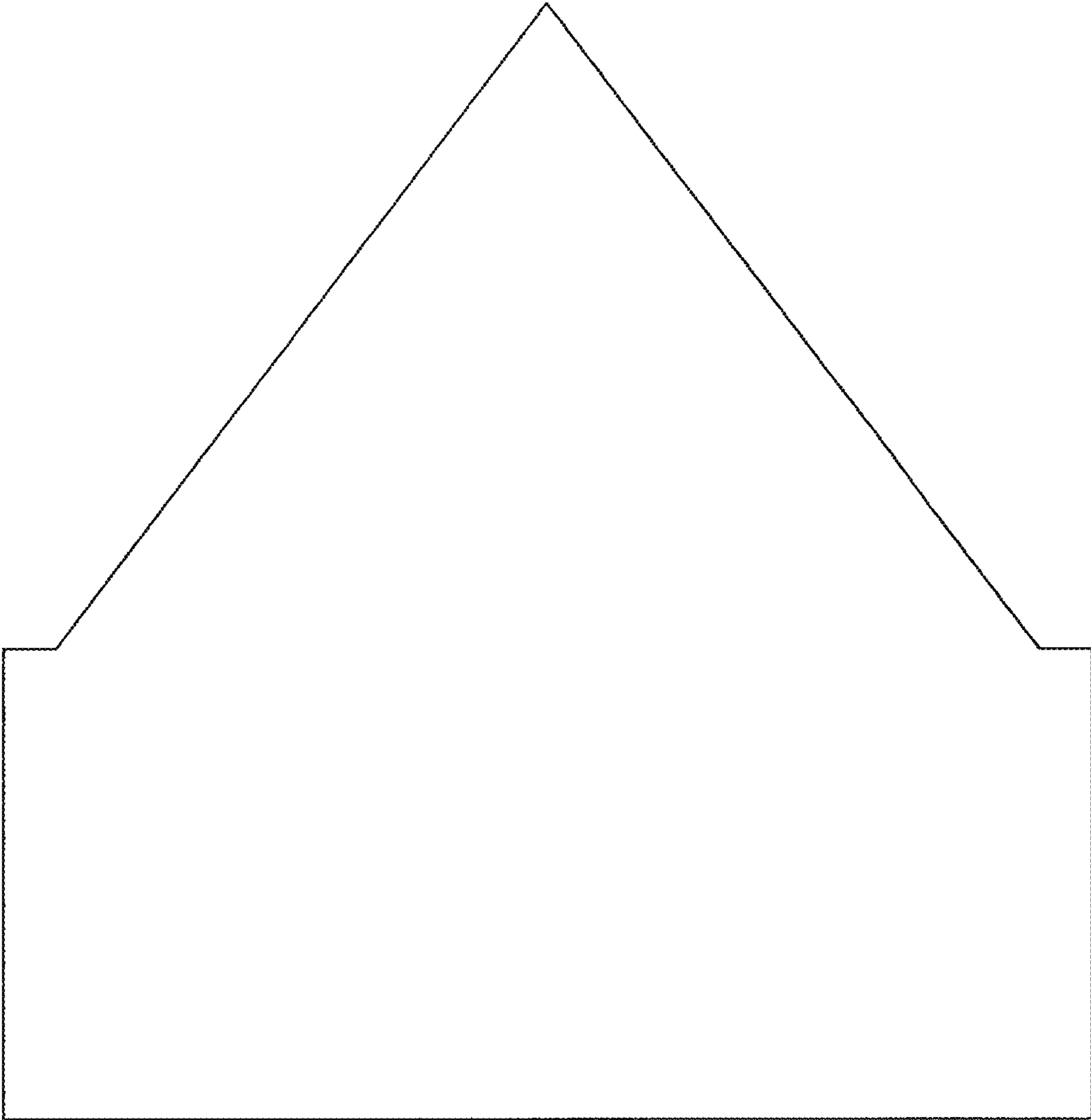
**References Cited**

U.S. PATENT DOCUMENTS

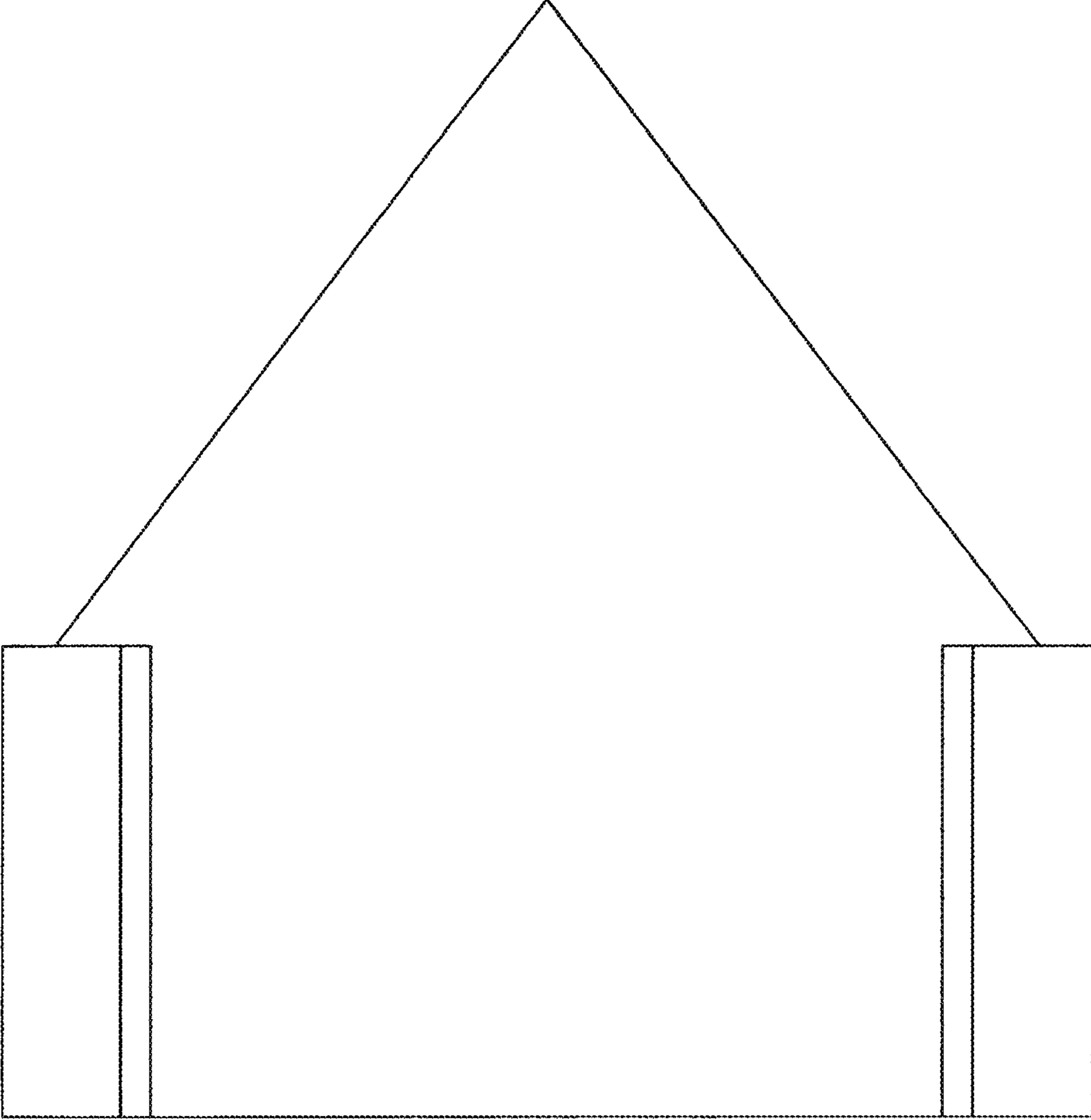
D299,036 S \* 12/1988 Harris ..... D19/69  
5,048,738 A \* 9/1991 Cardamone ..... B65H 35/008  
225/56  
D323,187 S \* 1/1992 Harris ..... D19/67  
D331,943 S \* 12/1992 Mark ..... D19/69  
D529,093 S \* 9/2006 Gullicks ..... D19/69  
D533,905 S \* 12/2006 Gullicks ..... D19/69  
D571,405 S \* 6/2008 Boulais ..... D19/69  
D649,191 S \* 11/2011 Warner ..... D19/69  
D681,734 S \* 5/2013 Hagglund ..... D19/69

\* cited by examiner

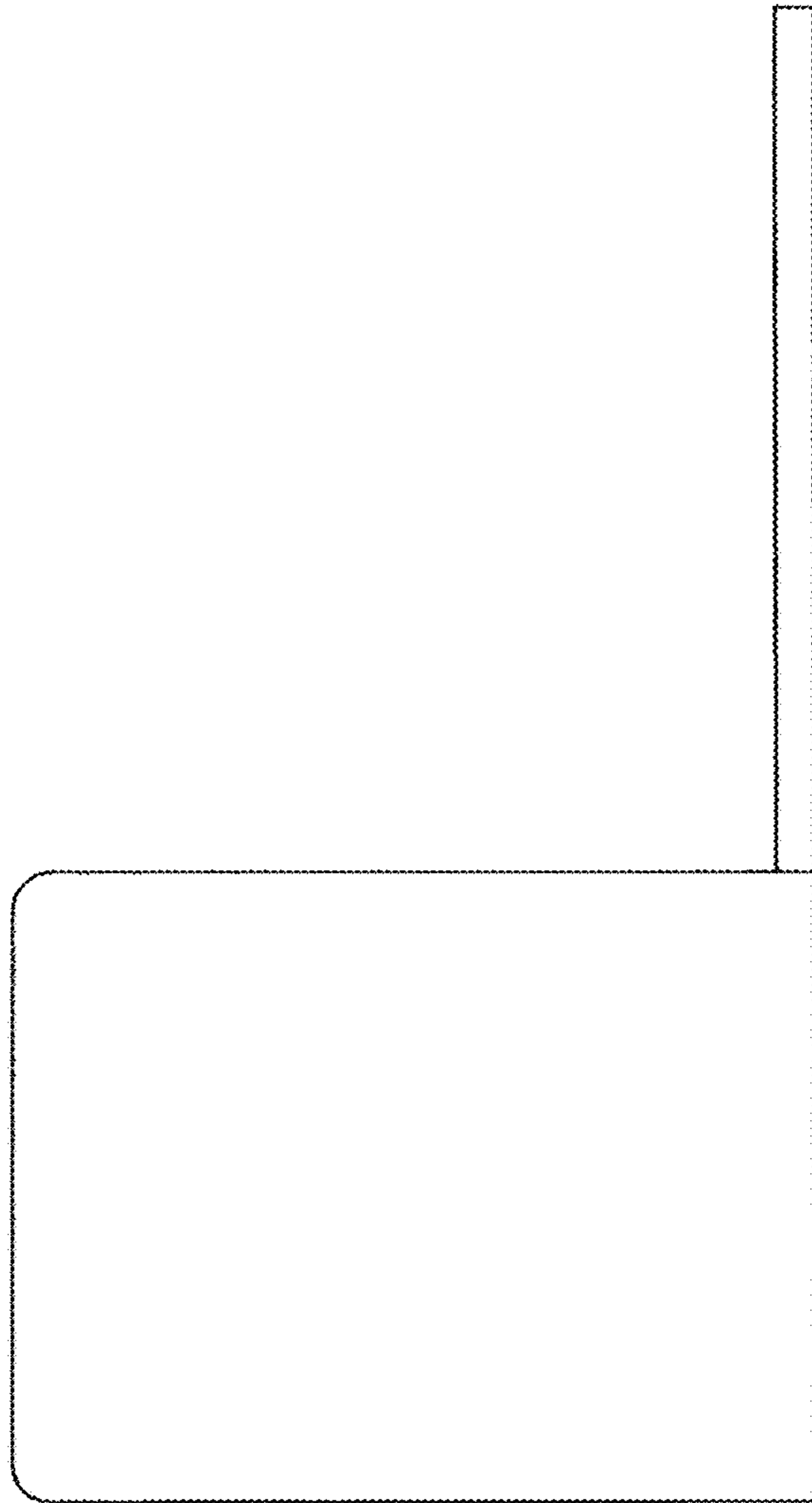
1.1



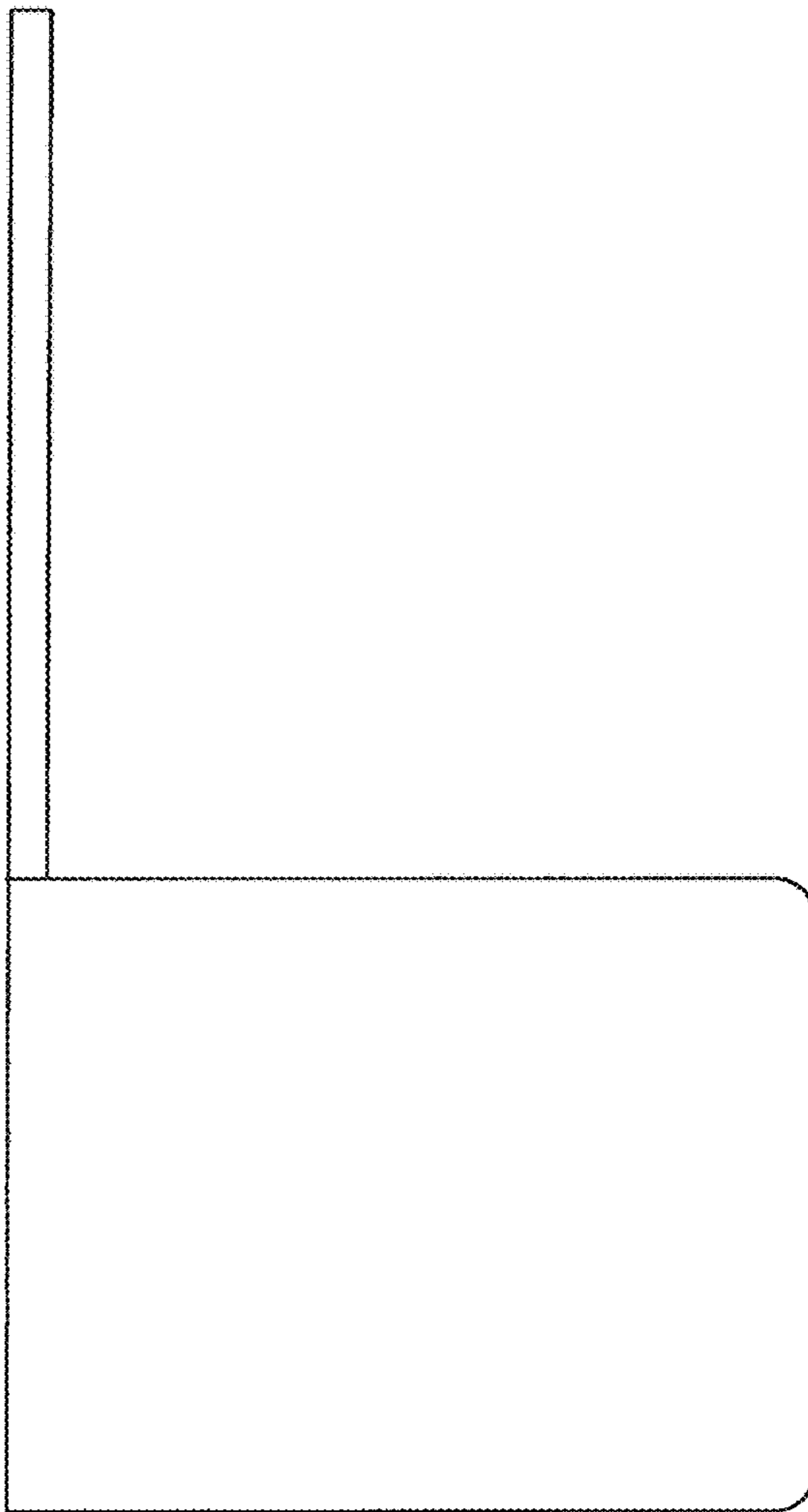
1.2




1.3



1.4



1.5



1.6

