



US00D862544S

(12) **United States Design Patent** (10) **Patent No.:** **US D862,544 S**
Lin (45) **Date of Patent:** **** Oct. 8, 2019**

(54) **WELDING MACHINE CASE**
(71) Applicant: **ZHEJIANG LIN LONG WELDING EQUIPMENT CO., LTD.**, Wenlin, Zhejiang (CN)
(72) Inventor: **Yang Lin**, Zhejiang (CN)
(73) Assignee: **ZHEJIANG LIN LONG WELDING EQUIPMENT CO., LTD.**, Shanglin Village, Chengxi Sub-District, Wenlin, Zhejiang (CN)

D467,257 S * 12/2002 Andersson D15/144
6,489,591 B1 * 12/2002 Achtner B23K 9/32
219/130.1
D485,268 S * 1/2004 Andre D14/349
D497,163 S * 10/2004 Andre D14/349
D511,163 S * 11/2005 Su D14/349
D518,078 S * 3/2006 Persson D15/144.1
D520,038 S * 5/2006 Ljungfeldt D15/144.1
D626,576 S * 11/2010 Gramatyka D15/144
D629,028 S * 12/2010 Johnson D15/144

(Continued)

(**) Term: **15 Years**
(21) Appl. No.: **29/562,204**
(22) Filed: **Apr. 22, 2016**
(51) **LOC (12) Cl.** **15-09**
(52) **U.S. Cl.**
USPC **D15/144**
(58) **Field of Classification Search**
USPC D15/144, 144.1, 144.2; D13/110;
D14/349
CPC . B23K 9/10; B23K 9/32; B23K 9/133; B23K
9/327; B23K 10/00
See application file for complete search history.

“Welding machine inverter ZSI-300 VE.” Found online Sep. 14, 2018 at www.amazon.com. Page dated Jan. 18, 2017. Retrieved from URL: <https://tinyurl.com/yd4fIrxr> (Year: 2017).*

(Continued)

OTHER PUBLICATIONS

Primary Examiner — Garth Rademaker
Assistant Examiner — Katelin G Kloberg
(74) *Attorney, Agent, or Firm* — Global IP Services;
Tianhua Gu

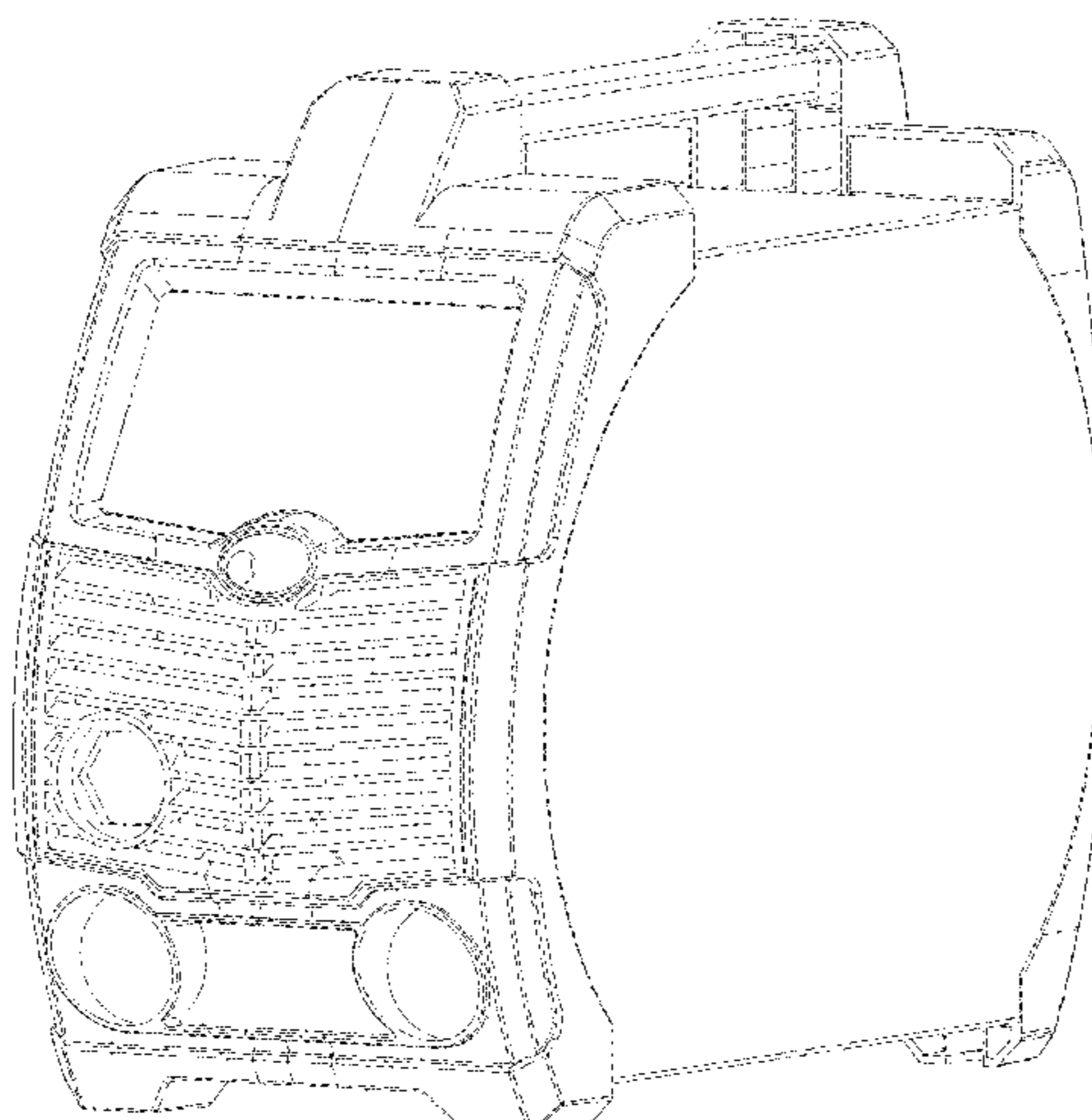
(56) **References Cited**
U.S. PATENT DOCUMENTS
D357,927 S * 5/1995 Soderholm D15/144.1
D364,148 S * 11/1995 Jasinski D14/349
D377,335 S * 1/1997 Katooka D13/110
5,624,589 A * 4/1997 Latvis B23K 9/32
219/133
5,642,260 A * 6/1997 Sigl B23K 9/32
174/16.1
D386,148 S * 11/1997 Katooka D13/110
5,734,148 A * 3/1998 Latvis B23K 9/32
219/133
D416,030 S * 11/1999 Weller D15/144.1
6,046,664 A * 4/2000 Weller B23K 9/1006
336/182

(57) **CLAIM**
The ornamental design for a welding machine case, as shown and described.

DESCRIPTION

FIG. 1 is a front elevation view of a welding machine case showing my new design;
FIG. 2 is a rear elevation view thereof;
FIG. 3 is a left side elevation view thereof;
FIG. 4 is a right side elevation view thereof;
FIG. 5 is a top plan view thereof;
FIG. 6 is a bottom plan view thereof; and,
FIG. 7 is a right perspective view thereof.
The portions of the article shown in broken lines form no part of the claimed design.

1 Claim, 5 Drawing Sheets



(56)

References Cited

U.S. PATENT DOCUMENTS

D654,519 S * 2/2012 Wujczak D15/144
 D665,833 S * 8/2012 Raymond D15/144
 D679,738 S * 4/2013 Segala D15/144
 D752,665 S * 3/2016 Kindig D15/144
 D754,626 S * 4/2016 Evans D15/144
 D772,965 S * 11/2016 Westlake D15/144
 9,636,768 B2 * 5/2017 Rozmarynowski B23K 10/00
 D805,029 S * 12/2017 Zhao D13/107
 D811,456 S * 2/2018 Dekker D15/144
 D820,332 S * 6/2018 Brusky D15/144
 D821,463 S * 6/2018 Lin D15/144
 D821,464 S * 6/2018 Lin D15/144
 D821,466 S * 6/2018 Lin D15/144
 D827,687 S * 9/2018 Lin D15/144
 2004/0178183 A1 * 9/2004 Cigelske, Jr. B23K 9/32
 219/130.1
 2005/0212299 A1 * 9/2005 Wang F01P 5/02
 290/1 A
 2006/0027547 A1 * 2/2006 Silvestro B23K 9/323
 219/133
 2006/0124620 A1 * 6/2006 Diekmann B23K 9/1006
 219/130.1
 2006/0274499 A1 * 12/2006 Andersen B23K 9/32
 361/688

2009/0159581 A1 * 6/2009 Sommerfeld B23K 9/32
 219/133
 2009/0277882 A1 * 11/2009 Bornemann B23K 10/00
 219/121.39
 2011/0114611 A1 * 5/2011 Cole B23K 9/1006
 219/130.1
 2015/0021306 A1 * 1/2015 Rozmarynowski .. B23K 9/1043
 219/130.1

OTHER PUBLICATIONS

“DIY Inverter Arc/Arc400g Welding Machine.” Found online Sep. 14, 2018 at generalwelder.com. Page archived Mar. 12, 2015. Retrieved from URL: <https://tinyurl.com/y7apmowj> (Year: 2015).*

“SMART Welding Inverter Machine 250A in case welder machine.” Found online Sep. 14, 2018 at www.amazon.com. Page dated Mar. 2, 2017. Retrieved from URL: <https://www.amazon.ca/Welding-Inverter-Machine-welder-machine/dp/B01N196II2> (Year: 2017).*

“POWERTEC i.” Found online Sep. 15, 2018 at www.lincolnelectric.com. Page dated Jul. 18, 2018. Retrieved from URL: <https://www.lincolnelectric.com/en-gb/company/newsroom/pages/powertec-i-0718.aspx?from=spotlight> (Year: 2018).*

* cited by examiner

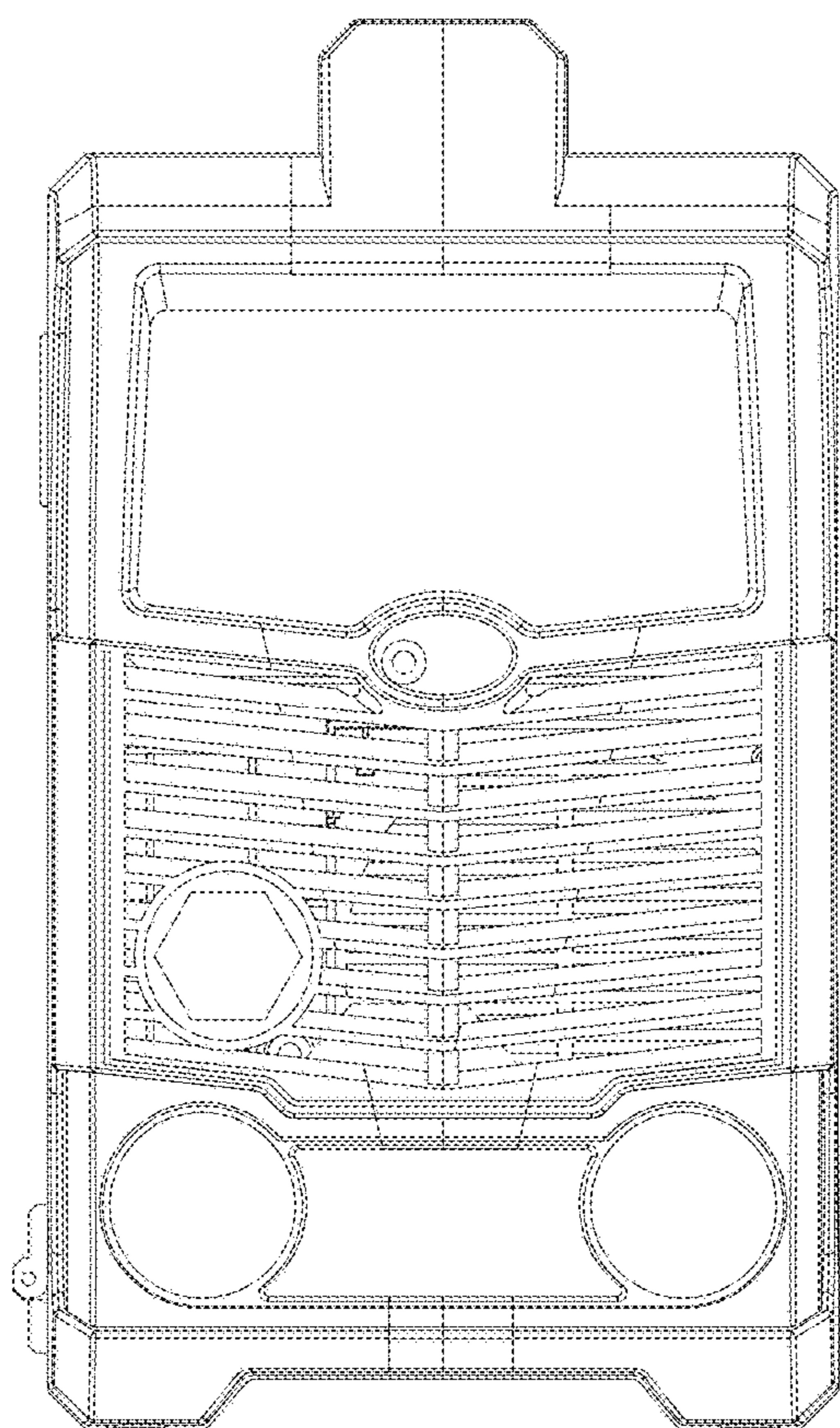


Fig. 1

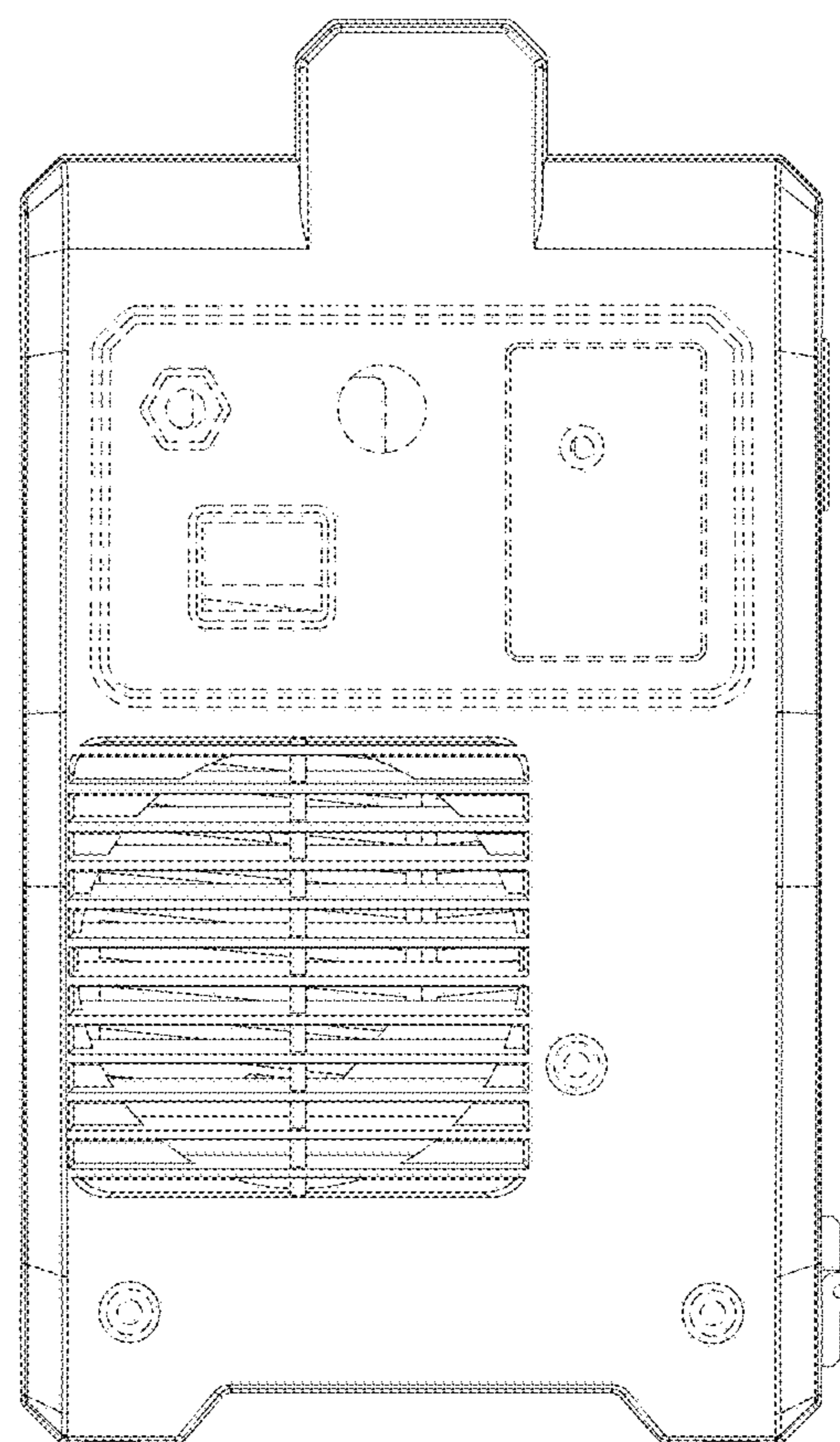


Fig. 2

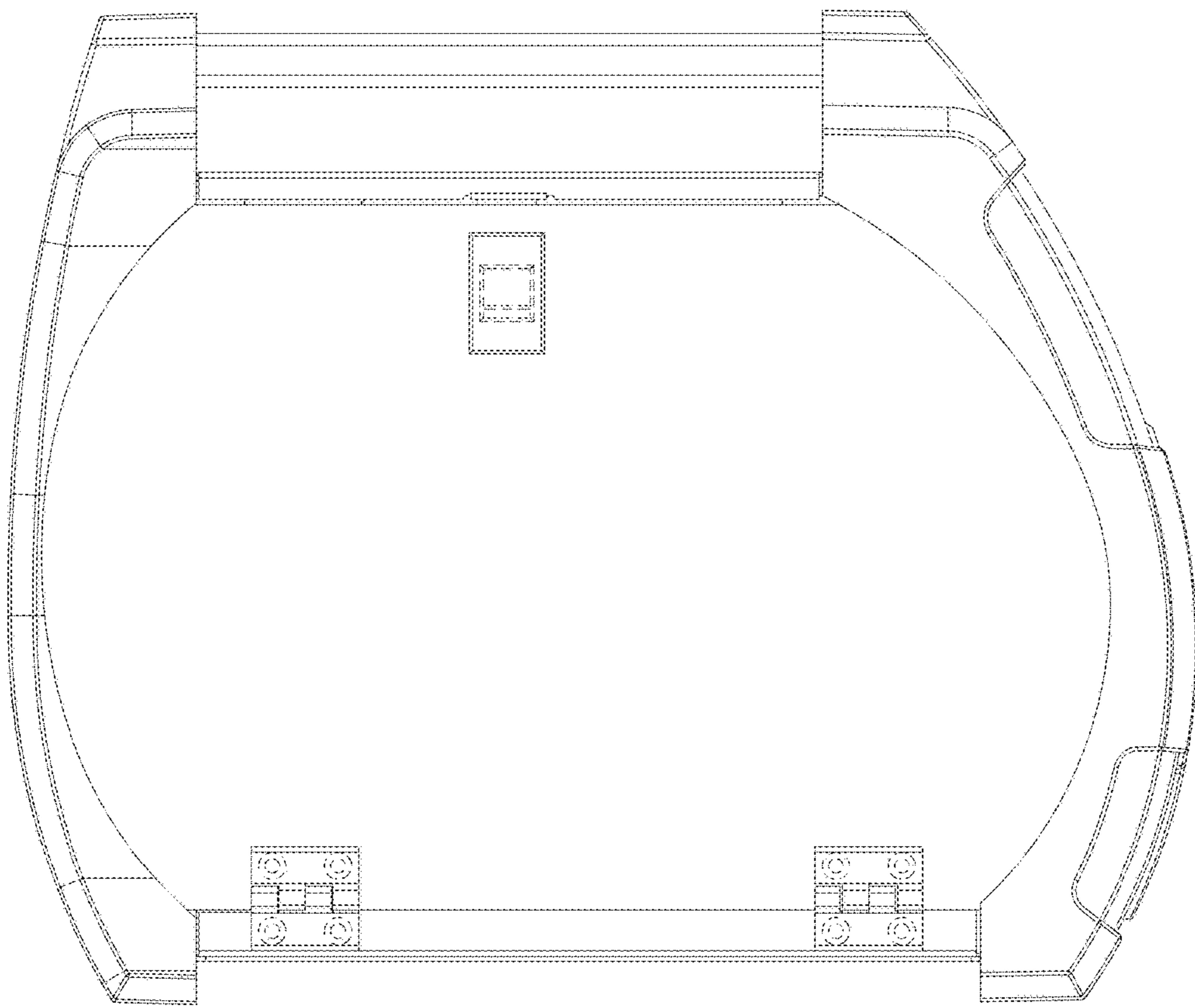


Fig. 3

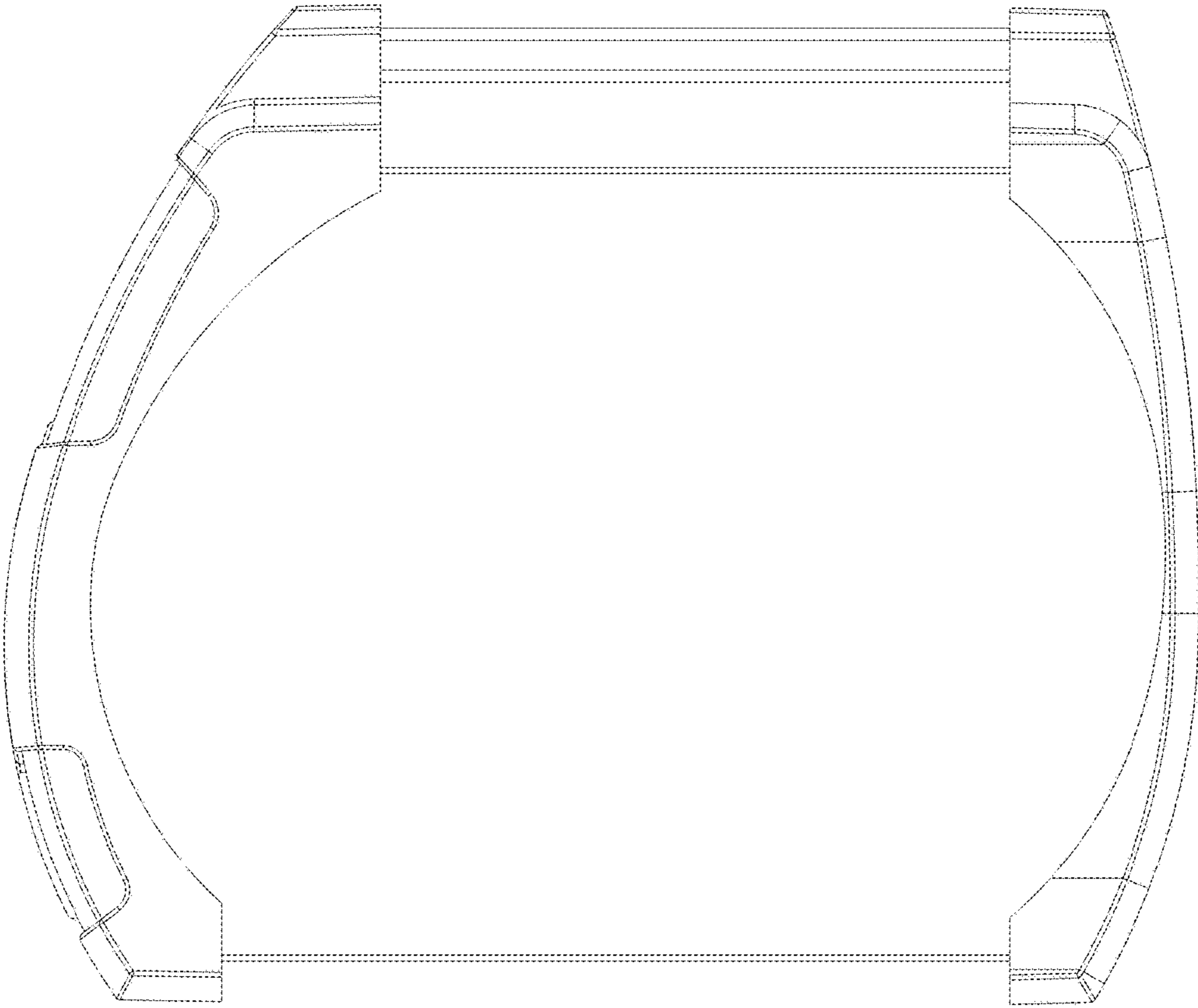


Fig. 4




Fig. 5




Fig. 6

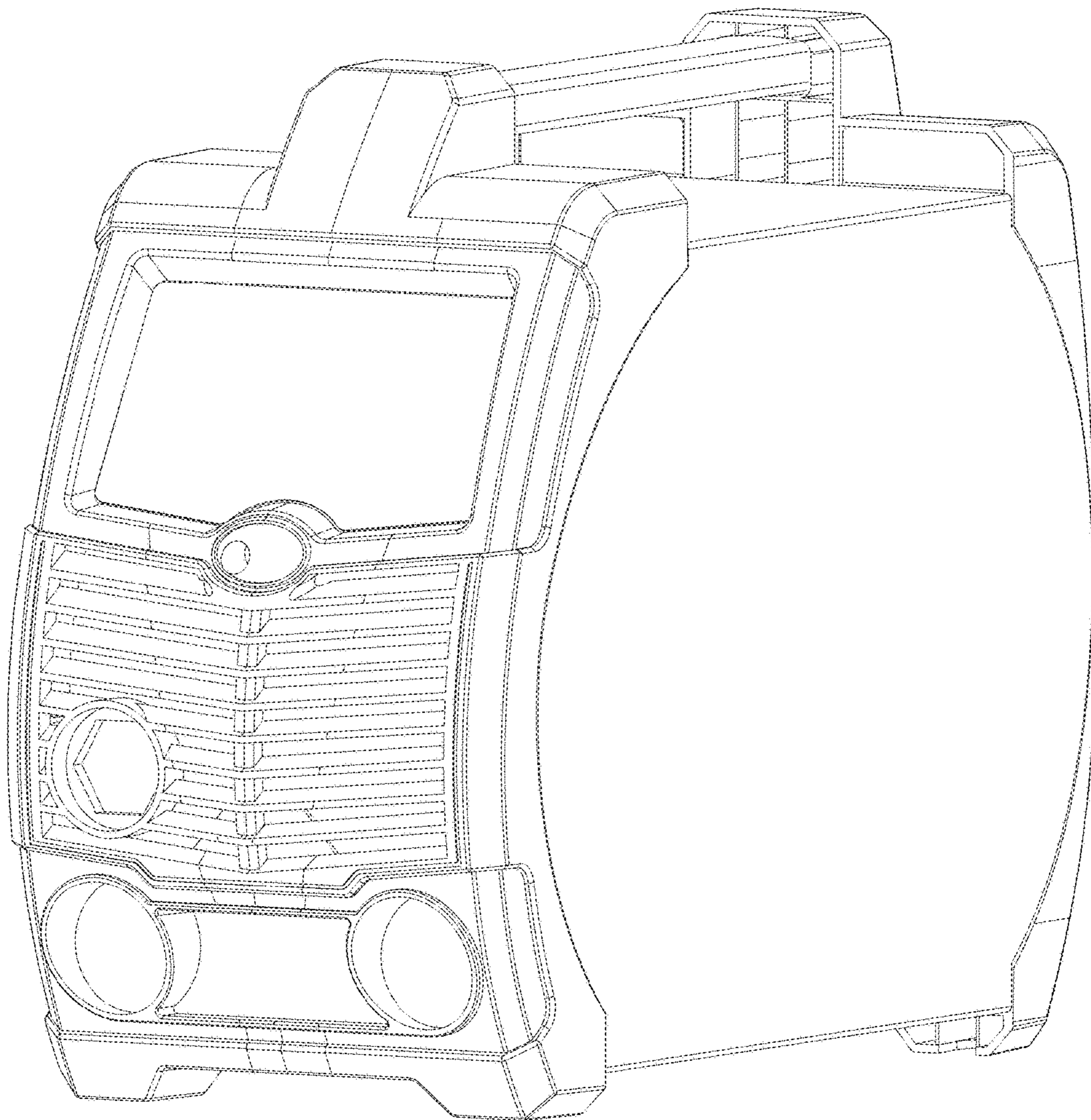


Fig. 7