



US00D862473S

(12) **United States Design Patent**  
**Liu et al.**

(10) **Patent No.:** **US D862,473 S**  
(45) **Date of Patent:** **\*\* Oct. 8, 2019**

(54) **USB HUB**

(71) Applicant: **Shenzhen Xfanic Technology Co., Ltd.**, Shenzhen, Guangdong (CN)

(72) Inventors: **Xiangping Liu**, Guangdong (CN); **Qi Chen**, Guangdong (CN); **Xueliang Chen**, Guangdong (CN); **Zhifeng Li**, Guangdong (CN); **Linjiang Liu**, Guangdong (CN)

(73) Assignee: **Shenzhen Xfanic Technology Co., Ltd.**, Shenzhen (CN)

(\*\*) Term: **15 Years**

(21) Appl. No.: **29/694,887**

(22) Filed: **Jun. 14, 2019**

(51) **LOC (12) Cl.** ..... **14-02**

(52) **U.S. Cl.**  
USPC ..... **D14/433**

(58) **Field of Classification Search**

USPC ..... D14/240, 242, 356, 358, 363, 365, 367, D14/370, 432-437, 439, 498, 125, 366, D14/168, 496; D13/147, 164, 123, 133, D13/146, 110, 199, 103, 162, 159, 160, D13/184; 361/683, 684, 686, 724, 735, 361/737, 752; D18/40  
CPC .... H01R 25/006; H01R 27/02; H01R 31/005; G06F 13/4022; G06F 13/382; G06F 1/1632; G06F 1/1684; G06F 1/20; G06F 1/1607

See application file for complete search history.

(56) **References Cited**

**U.S. PATENT DOCUMENTS**

D785,632 S 5/2017 VanDuyn et al.  
D788,112 S \* 5/2017 Liao ..... D14/433

D800,730 S \* 10/2017 Liao ..... D14/433  
D828,355 S \* 9/2018 Xie ..... D14/433  
D828,356 S \* 9/2018 Xie ..... D14/433  
D828,839 S \* 9/2018 Zhang ..... D14/433  
D828,840 S \* 9/2018 Zhang ..... D14/433  
D828,841 S \* 9/2018 Zhang ..... D14/433  
D830,366 S \* 10/2018 Turksu ..... D14/433  
D832,260 S 10/2018 Hutton et al.  
D839,876 S \* 2/2019 Turksu ..... D14/435.1  
D847,139 S \* 4/2019 Wang ..... D14/433  
D854,020 S \* 7/2019 Liao ..... D14/434  
D854,544 S \* 7/2019 Liao ..... D14/434  
D855,054 \* 7/2019 Turksu ..... D14/433

\* cited by examiner

*Primary Examiner* — Austin Murphy

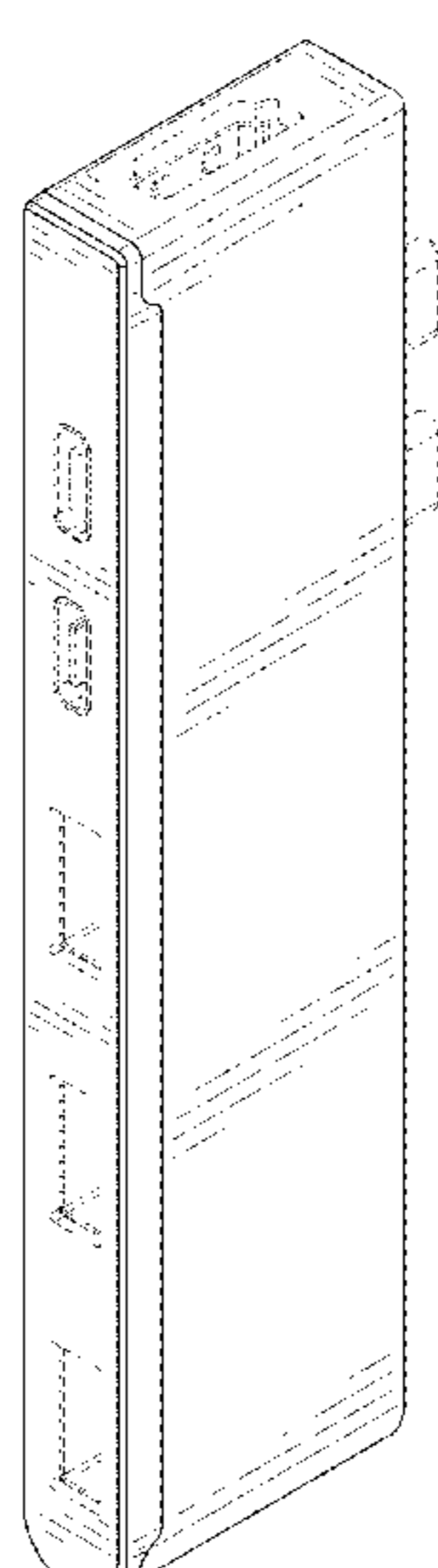
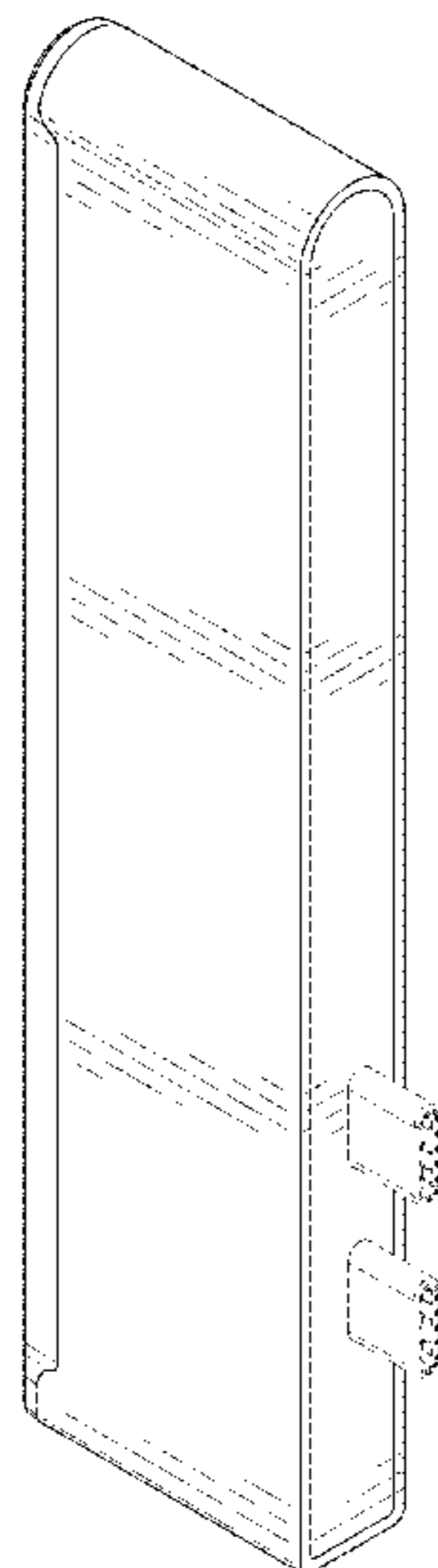
(57) **CLAIM**

The ornamental design for a USB hub, as shown and described.

**DESCRIPTION**

FIG. 1 is a first perspective view of a USB hub showing my design;  
FIG. 2 is a second perspective view thereof;  
FIG. 3 is a front view thereof;  
FIG. 4 is a back view thereof;  
FIG. 5 is a left side view thereof;  
FIG. 6 is a right side view thereof;  
FIG. 7 is a top view thereof; and,  
FIG. 8 is a bottom view thereof.  
The broken lines shown in the drawings depict portions of the USB hub in which the design is embodied that form no part of the claimed design.

**1 Claim, 8 Drawing Sheets**



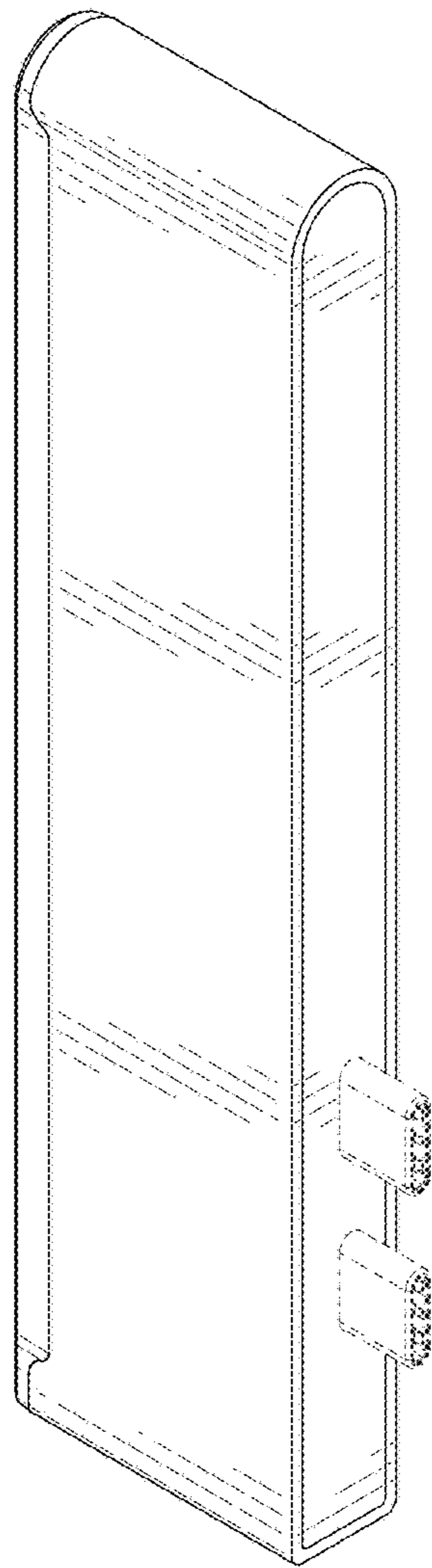


FIG. 1

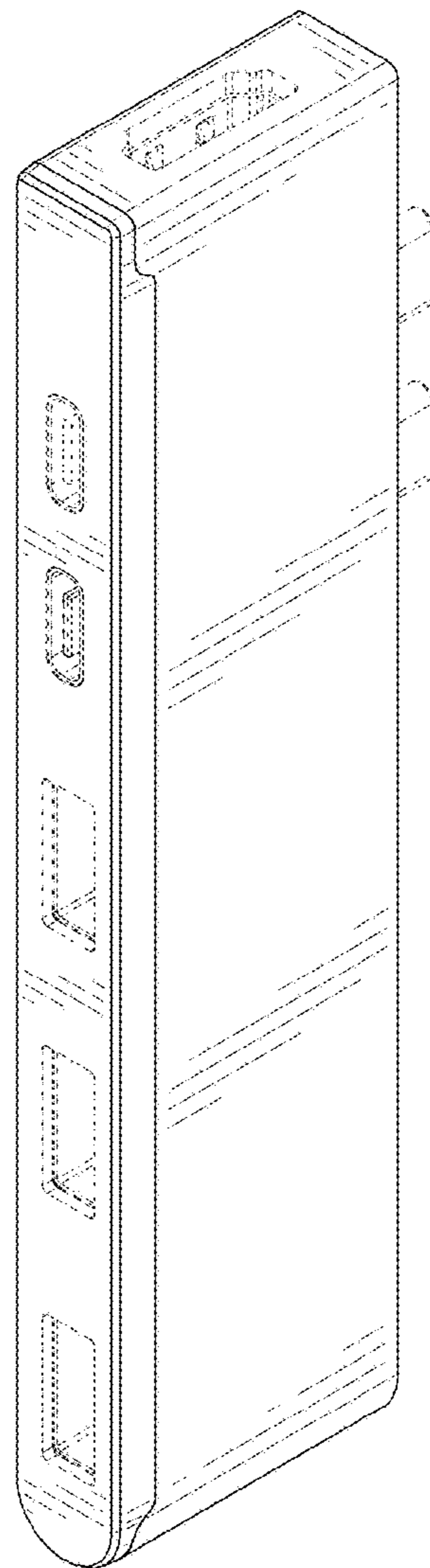


FIG. 2




FIG. 3




FIG. 4




FIG. 5




FIG. 6




FIG. 7





FIG. 8