

US00D862438S

(12) **United States Design Patent**  
**Lee**

(10) **Patent No.:** **US D862,438 S**

(45) **Date of Patent:** **\*\* Oct. 8, 2019**

(54) **WIRELESS ROUTER**

(71) Applicant: **Winstars Technology Limited,**  
Shenzhen (CN)

(72) Inventor: **John Lee,** Shenzhen (CN)

(\*\*) Term: **15 Years**

(21) Appl. No.: **29/653,048**

(22) Filed: **Jun. 12, 2018**

(51) **LOC (12) Cl.** ..... **14-03**

(52) **U.S. Cl.**  
USPC ..... **D14/242**

(58) **Field of Classification Search**  
USPC ..... D14/240, 242, 357, 358, 125, 126,  
D14/140-140.9, 348, 349, 351, 354, 355  
CPC ..... H04L 12/00; H03K 17/00; H04W 88/00;  
H04W 88/005; H04W 88/02; H04W  
88/08; H04W 88/085; H04W 88/10;  
H04W 88/12; H04W 88/14; H04B 1/38  
See application file for complete search history.

(56) **References Cited**

**U.S. PATENT DOCUMENTS**

D629,827 S	*	12/2010	Morenstein	.....	D16/221
D713,405 S	*	9/2014	Akana	.....	D14/349
D722,053 S	*	2/2015	Wang	.....	D14/358
D723,480 S	*	3/2015	Lee	.....	D14/125
D726,654 S	*	4/2015	Jung	.....	D13/137.2
D738,870 S	*	9/2015	Ding	.....	D14/240
D753,644 S	*	4/2016	Hsieh	.....	D14/314
D801,335 S	*	10/2017	Klingebiel	.....	D14/358

D804,460 S	*	12/2017	Li	.....	D14/242
D815,076 S	*	4/2018	Shin	.....	D14/242
D815,610 S	*	4/2018	Lee	.....	D14/125
D825,551 S	*	8/2018	Akana	.....	D14/314
D842,847 S	*	3/2019	Walliser	.....	D14/240

**FOREIGN PATENT DOCUMENTS**

CN	302873809	*	7/2014
EM	005249091-0001	*	4/2018

\* cited by examiner

*Primary Examiner* — Bridget L Eland

(74) *Attorney, Agent, or Firm* — Yanling Jiang

(57) **CLAIM**


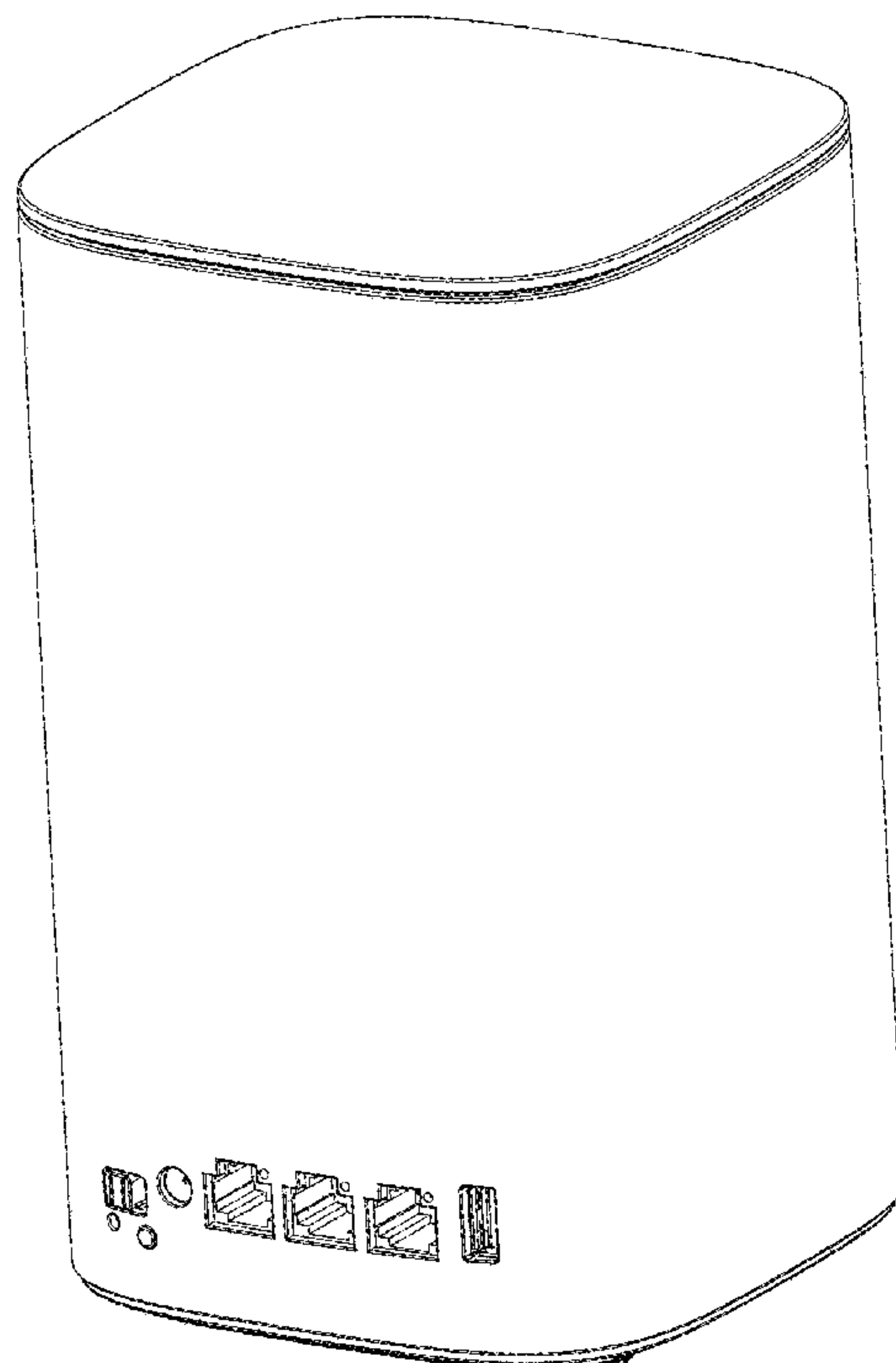
The ornamental design for wireless router, as shown and described.

**DESCRIPTION**

FIG. 1 is a top right perspective view of a wireless router, showing my new design;  
FIG. 2 is a front elevation view thereof;  
FIG. 3 is a rear elevation view thereof;  
FIG. 4 is a top plan view thereof;  
FIG. 5 is a bottom plan view thereof;  
FIG. 6 is a right side view thereof; and,  
FIG. 7 is a left side view thereof.

The broken lines shown in the views are included for the purpose of illustrating portions of the wireless router that form no part of the claimed design.

**1 Claim, 7 Drawing Sheets**






Fig. 1




Fig. 2



Fig. 3




Fig. 4

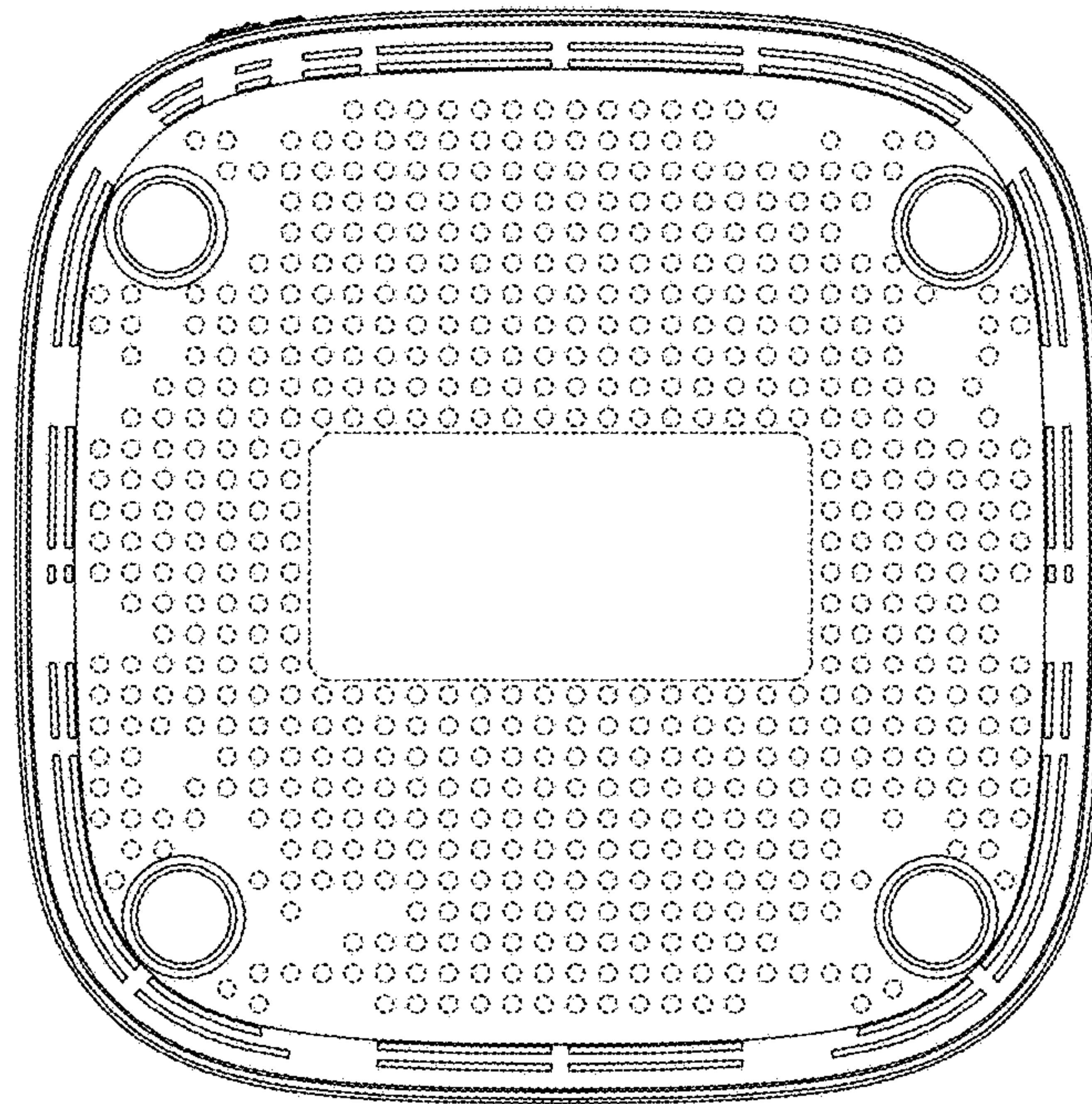


Fig. 5




Fig. 6





Fig. 7