

US00D862436S

(12) **United States Design Patent** (10) **Patent No.:** **US D862,436 S**  
**Ramones et al.** (45) **Date of Patent:** **\*\* Oct. 8, 2019**

(54) **WIRELESS ACCESS DEVICE**  
(71) Applicant: **Netgear, Inc.**, San Jose, CA (US)  
(72) Inventors: **John Kui Yin Ramones**, San Ramon, CA (US); **Henry Arthur Jupille**, Montrose, CO (US); **Christopher Vincent Fonzo**, Carlsbad, CA (US)  
(73) Assignee: **Netgear, Inc.**, San Jose, CA (US)  
(\*\*) Term: **15 Years**  
(21) Appl. No.: **29/650,173**  
(22) Filed: **Jun. 5, 2018**  
(51) **LOC (12) Cl.** ..... **14-03**  
(52) **U.S. Cl.**  
USPC ..... **D14/242**  
(58) **Field of Classification Search**  
USPC ..... D14/240, 242, 357, 358, 125, 126,  
D14/140-140.9, 348, 349, 351, 354, 355  
CPC ..... H04L 12/00; H03K 17/00; H04W 88/00;  
H04W 88/005; H04W 88/02; H04W  
88/08; H04W 88/085; H04W 88/10;  
H04W 88/12; H04W 88/14; H04B 1/38  
See application file for complete search history.

D817,312 S \* 5/2018 Lee ..... D14/240  
D819,632 S \* 6/2018 Lin ..... D14/358  
D822,716 S \* 7/2018 Mangum ..... D14/496  
D823,844 S \* 7/2018 Ramones ..... D14/240  
2019/0107256 A1\* 4/2019 Ramones ..... F21K 9/237

**OTHER PUBLICATIONS**

Design U.S. Appl. No. 29/608,399, filed Jun. 21, 2017, for “Wireless Access Device”, 30 pages.

\* cited by examiner

*Primary Examiner* — Bridget L Eland

(74) *Attorney, Agent, or Firm* — Boyle Fredrickson, S.C.

(57) **CLAIM**

The ornamental design for a wireless access device, as shown and described.

**DESCRIPTION**

FIG. 1 is a top front right-side isometric view of a wireless access device showing our new design; FIG. 2 is a front elevation view thereof; FIG. 3 is a rear elevation view thereof; FIG. 4 is a left-side elevation view thereof; FIG. 5 is a right-side elevation view thereof; FIG. 6 is a top plan view thereof; and, FIG. 7 is bottom plan view thereof.

The broken lines immediately adjacent the claim, encompassing unshaded regions, represent the bounds of the claimed design while all other broken lines are directed to environment and are for illustrative purposes only; the broken lines form no part of the claimed design.

**1 Claim, 7 Drawing Sheets**

(56) **References Cited**

**U.S. PATENT DOCUMENTS**

D198,032 S \* 4/1964 Leland et al. .... D14/155  
D422,578 S \* 4/2000 Bertrand ..... D14/385  
D461,178 S \* 8/2002 Solland ..... D14/216  
D667,007 S \* 9/2012 Huang ..... D14/240  
D669,073 S \* 10/2012 Wu ..... D14/240  
D731,045 S \* 6/2015 Huang ..... D23/364  
D743,943 S \* 11/2015 Kim ..... D14/218

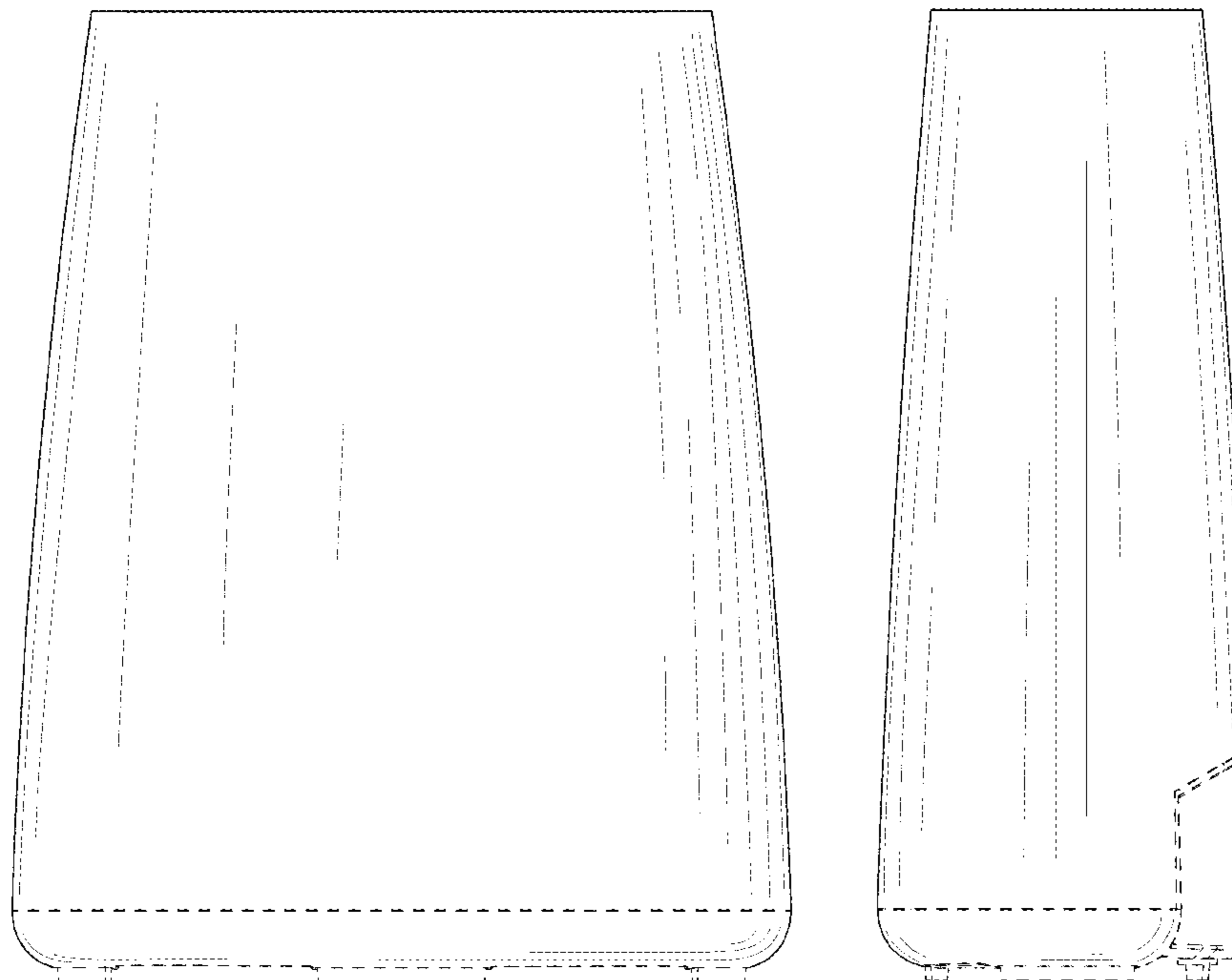




FIG. 1



FIG. 2




FIG. 3

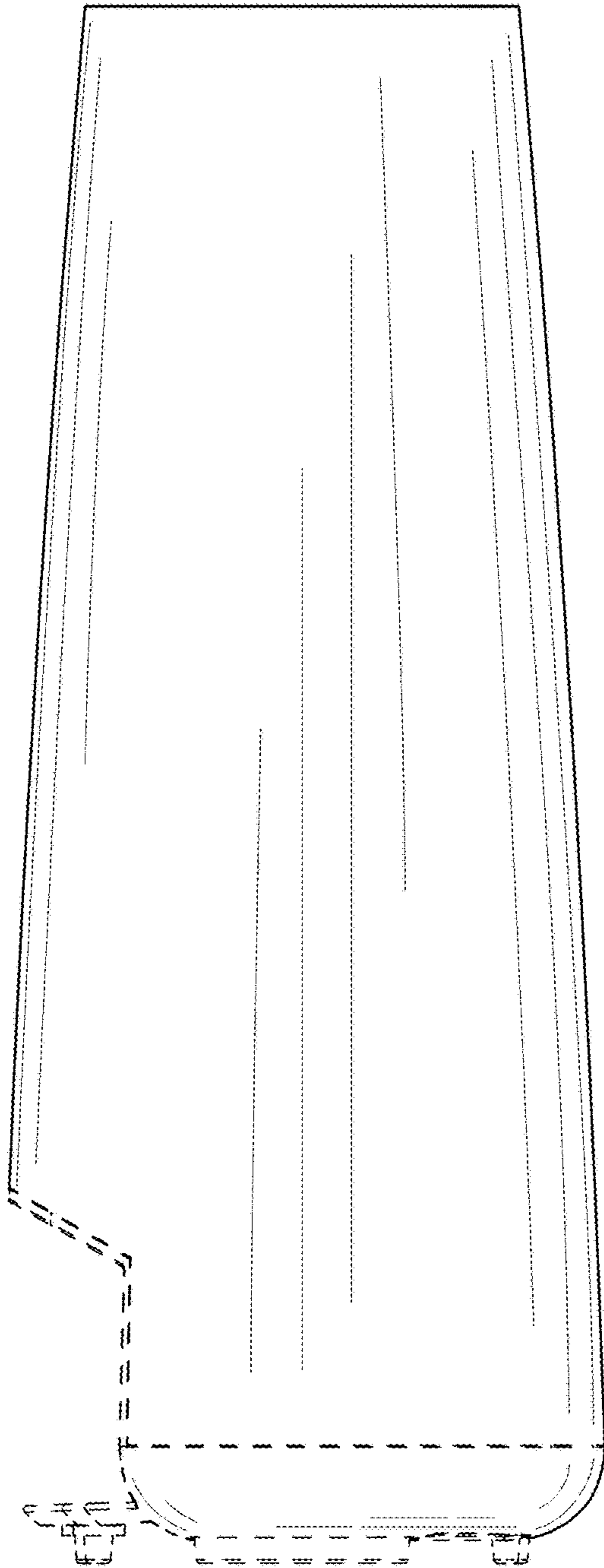


FIG. 4

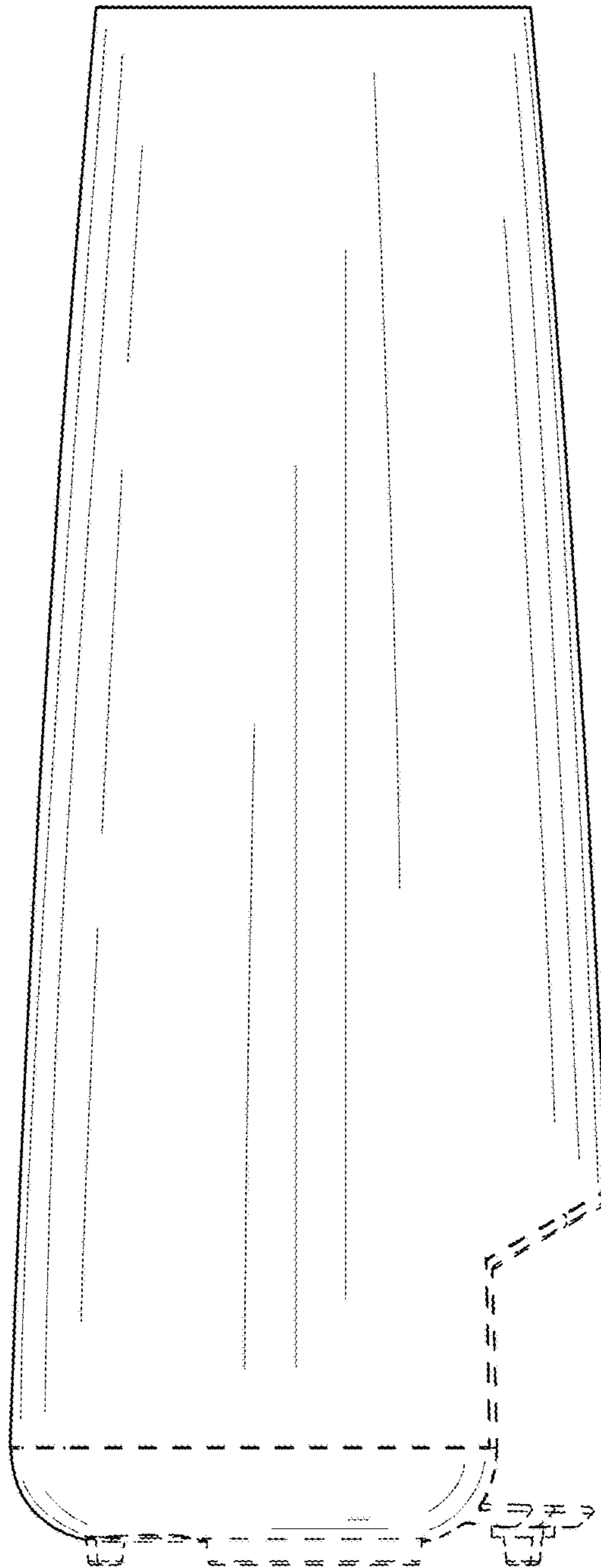


FIG. 5

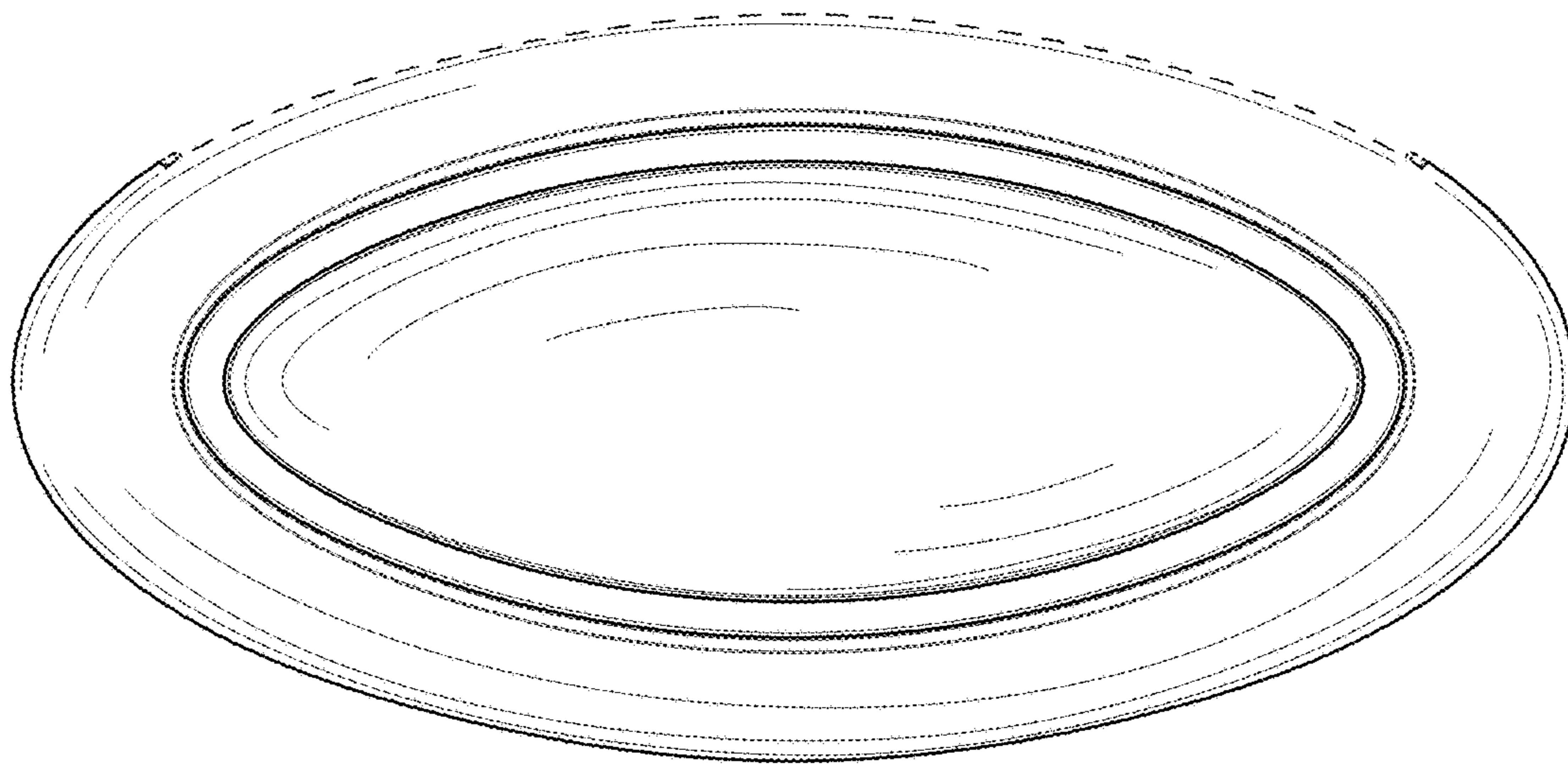


FIG. 6

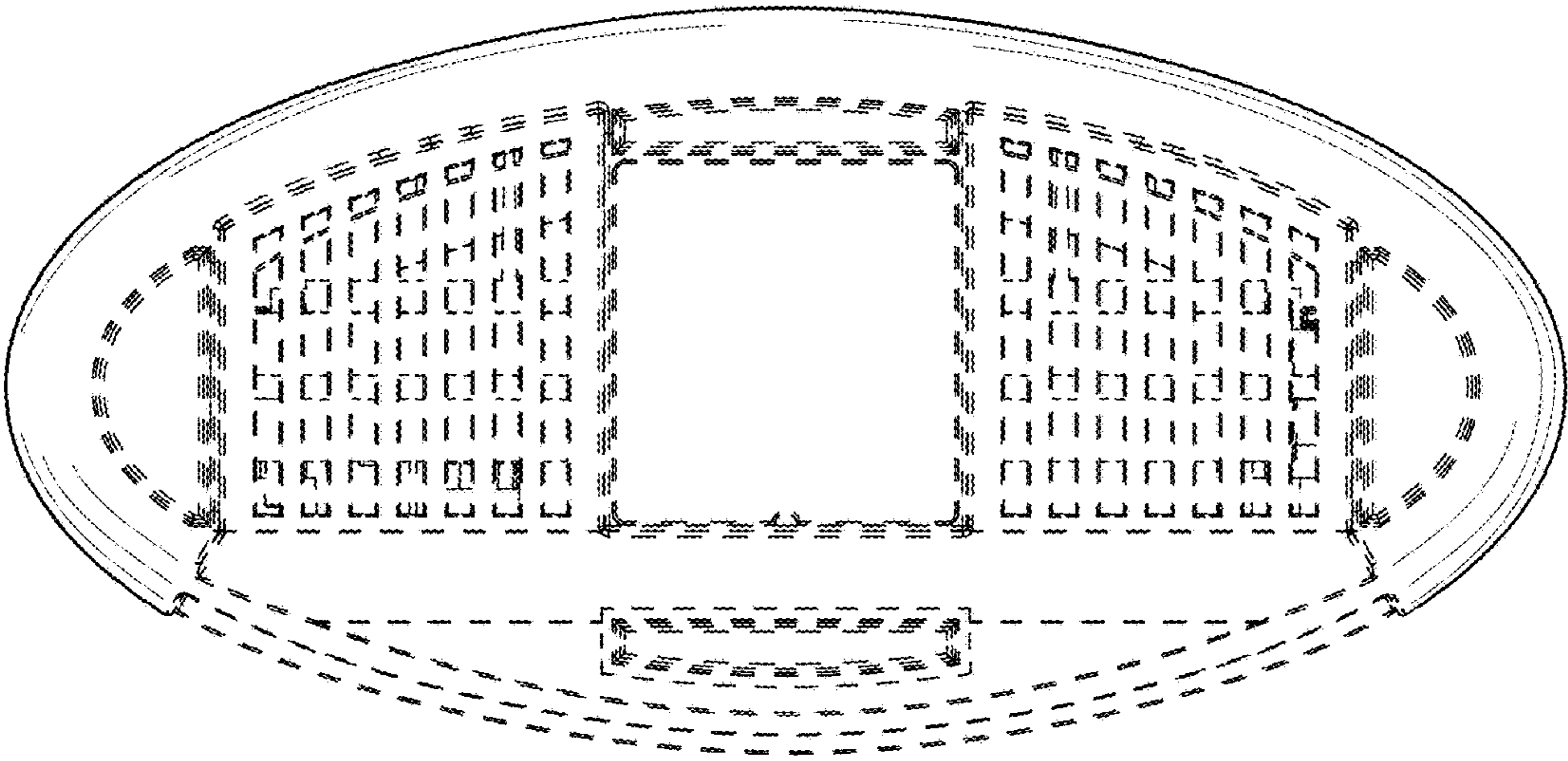


FIG. 7