

US00D862433S

(12) **United States Design Patent**
Song et al.

(10) **Patent No.:** **US D862,433 S**

(45) **Date of Patent:** **** Oct. 8, 2019**

(54) **REPEATER FOR COMMUNICATIONS APPARATUS**

D598,012 S * 8/2009 Kokkonen D14/240
D616,535 S * 5/2010 Lee D23/318
D655,280 S * 3/2012 MacManus D14/140.1

(Continued)

(71) Applicant: **Samsung Electronics Co., Ltd.**,
Suwon-si (KR)

FOREIGN PATENT DOCUMENTS

(72) Inventors: **Junghan Song**, Seoul (KR); **Jihee Kwak**, Seoul (KR); **Jihyun Moon**, Gwangmyeong-si (KR)

EM 001399059-0001 2/2014
KR 300927191.0000 * 10/2017
KR 300938855.0000 * 1/2018

(73) Assignee: **Samsung Electronics Co., Ltd.**,
Suwon-si (KR)

OTHER PUBLICATIONS

(**) Term: **15 Years**

Amazon. <URL: https://www.amazon.com/dp/B00VWA2QD6/ref=sspa_dk_detail_2psc=1&pd_rd_i=B00VWA2QD6&pd_rd_wg=aW9qE&pd_rd_r=6VJEWYTX2MFDBYS1PVCJ&pd_rd_w=7xPrZ>Mar. 2, 2016. SureCall Signal Booster Amplifier Kit.*

(Continued)

(21) Appl. No.: **29/604,845**

(22) Filed: **May 22, 2017**

Primary Examiner — Susan Bennett Hattan

Assistant Examiner — Lauren McVey

(30) **Foreign Application Priority Data**

Jan. 10, 2017 (KR) 30-2017-0001559

(74) *Attorney, Agent, or Firm* — NSIP Law

(51) **LOC (12) Cl.** **14-02**

(57) **CLAIM**

(52) **U.S. Cl.**
USPC **D14/240**

We claim the ornamental design for a repeater for communication apparatus, as shown and described.

(58) **Field of Classification Search**
USPC D14/242, 240, 355, 357, 358, 125,
D14/140-140.9, 155, 137, 139, 243, 239,
D14/433, 496, 188, 348, 351, 356
CPC H04L 12/00; H03K 17/00; H04W 88/00;
H04W 88/005; H04W 88/02; H04W
88/08; H04W 88/085; H04W 88/10;
H04W 88/12; H04W 88/14; H04B 1/38
See application file for complete search history.

DESCRIPTION

FIG. 1 is a front perspective view of a repeater for communication apparatus showing our new design; FIG. 2 is a front elevational view thereof; FIG. 3 is a rear elevational view thereof; FIG. 4 is a left-side elevational view thereof; FIG. 5 is a right-side elevational view thereof; FIG. 6 is a top plan view thereof; and, FIG. 7 is a bottom plan view thereof.


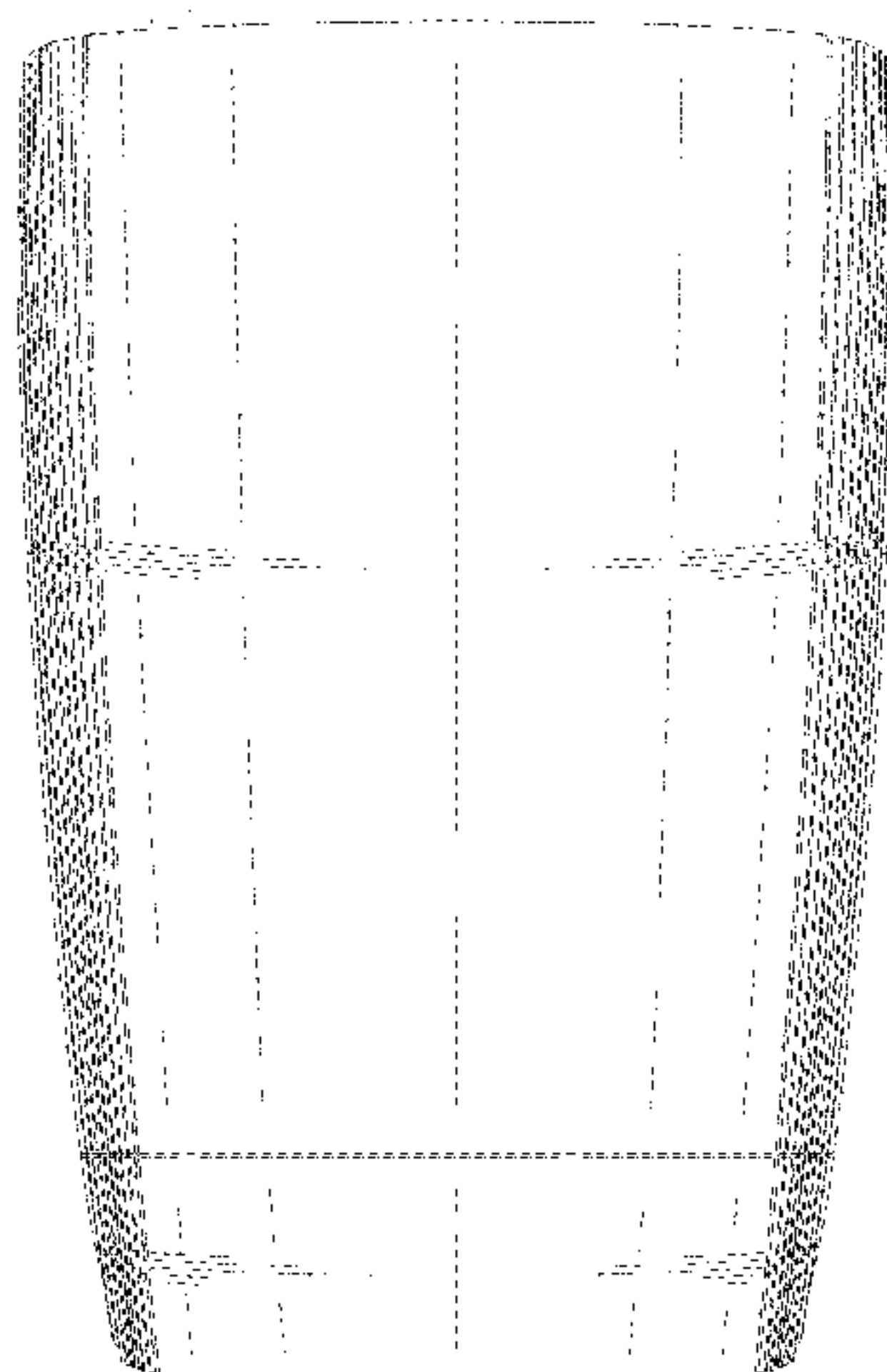
The broken lines are directed to environment and form no part of the claimed design. In addition, the unshaded surfaces throughout the views that directly adjoin the claimed solid line edges shown in the views form no part of the claimed design.

(56) **References Cited**

U.S. PATENT DOCUMENTS

D423,822 S * 5/2000 Takemasa D14/239
D424,563 S 5/2000 Schmeichel et al.
D437,314 S * 2/2001 DeLeon D14/242
D437,592 S * 2/2001 DeLeon D14/242
D473,221 S * 4/2003 Gargani D14/240

1 Claim, 7 Drawing Sheets



(56)

References Cited

U.S. PATENT DOCUMENTS

D669,440 S * 10/2012 Wu D13/162
D714,824 S * 10/2014 Park D14/496
D749,065 S * 2/2016 Zetsu D14/242
D754,111 S * 4/2016 Kwak D14/240
D768,610 S 10/2016 Moon
D774,003 S * 12/2016 Lee D13/156
D808,368 S * 1/2018 Kwak D14/240

OTHER PUBLICATIONS

Laurel Leaf Farm. <URL: <http://www.laurelleaffarm.com/item-pages/vintage-Hoosier-glass-canister-or-vase-tall-ribbed-green-glass-jar-Laurel-Leaf-Farm-item-no-u321113.htm>.> Visited Feb. 12, 2018.
Ribbed vintage Hoosier glass.*

* cited by examiner

FIG. 1

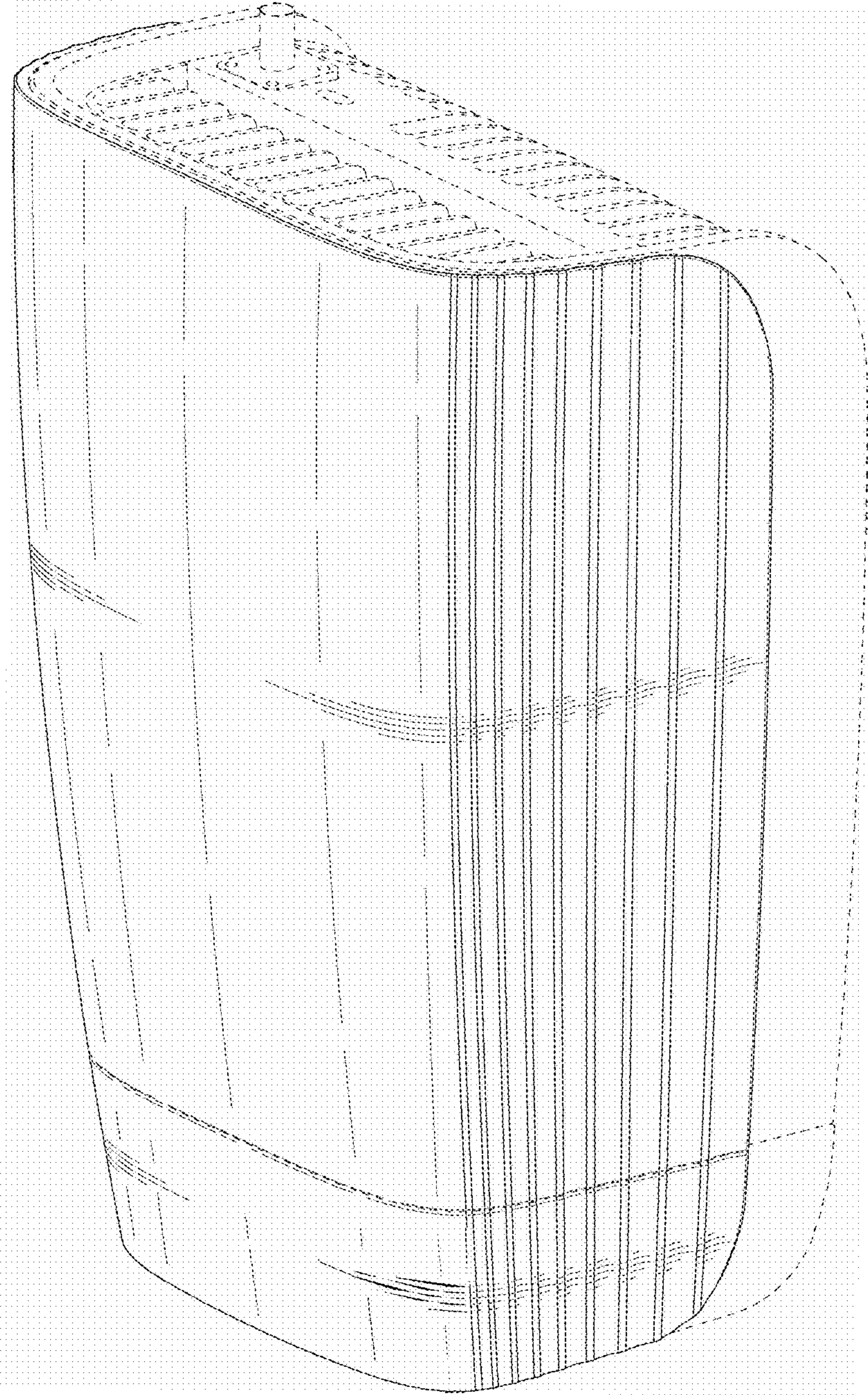


FIG. 2

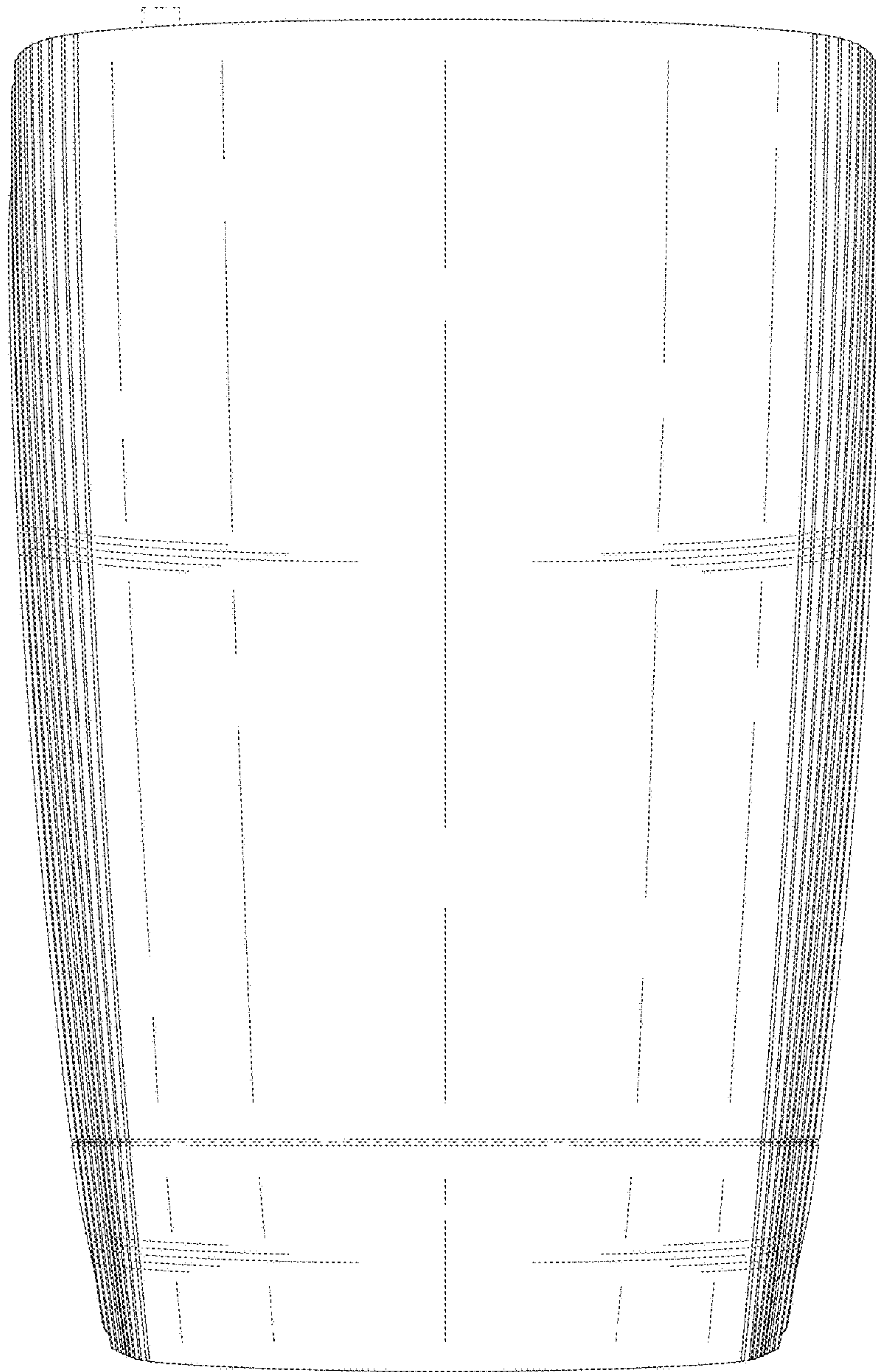


FIG. 3

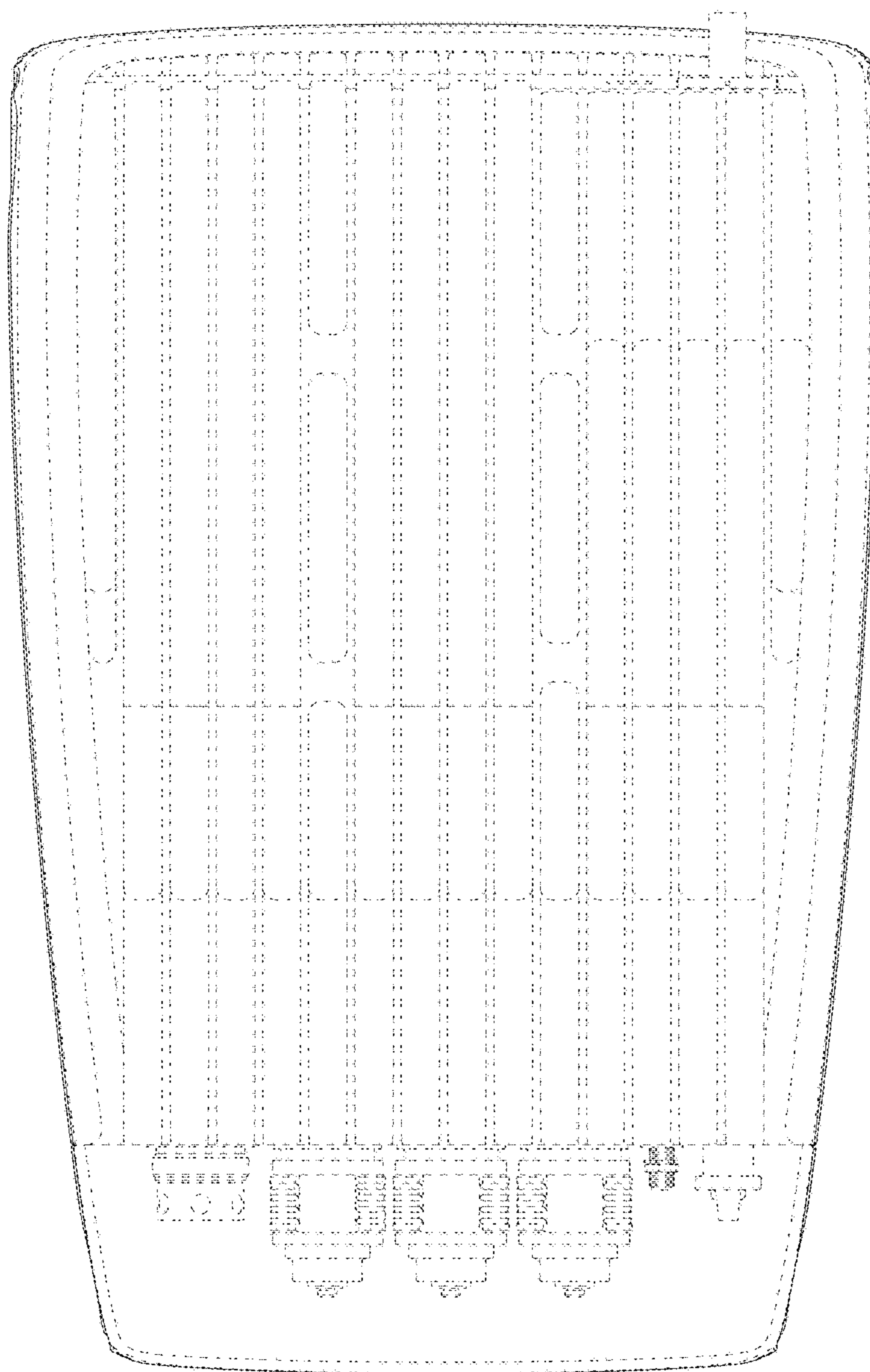


FIG. 4

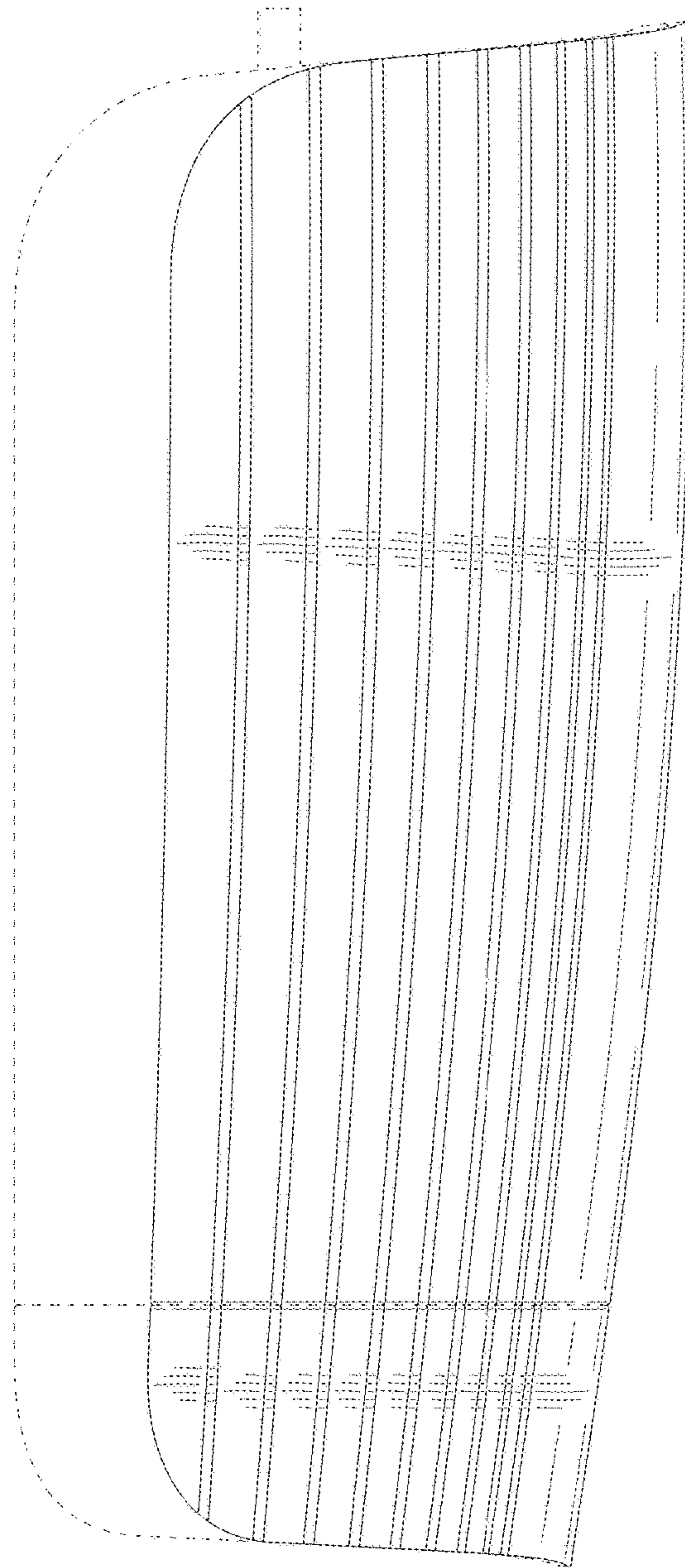


FIG. 5




FIG. 6

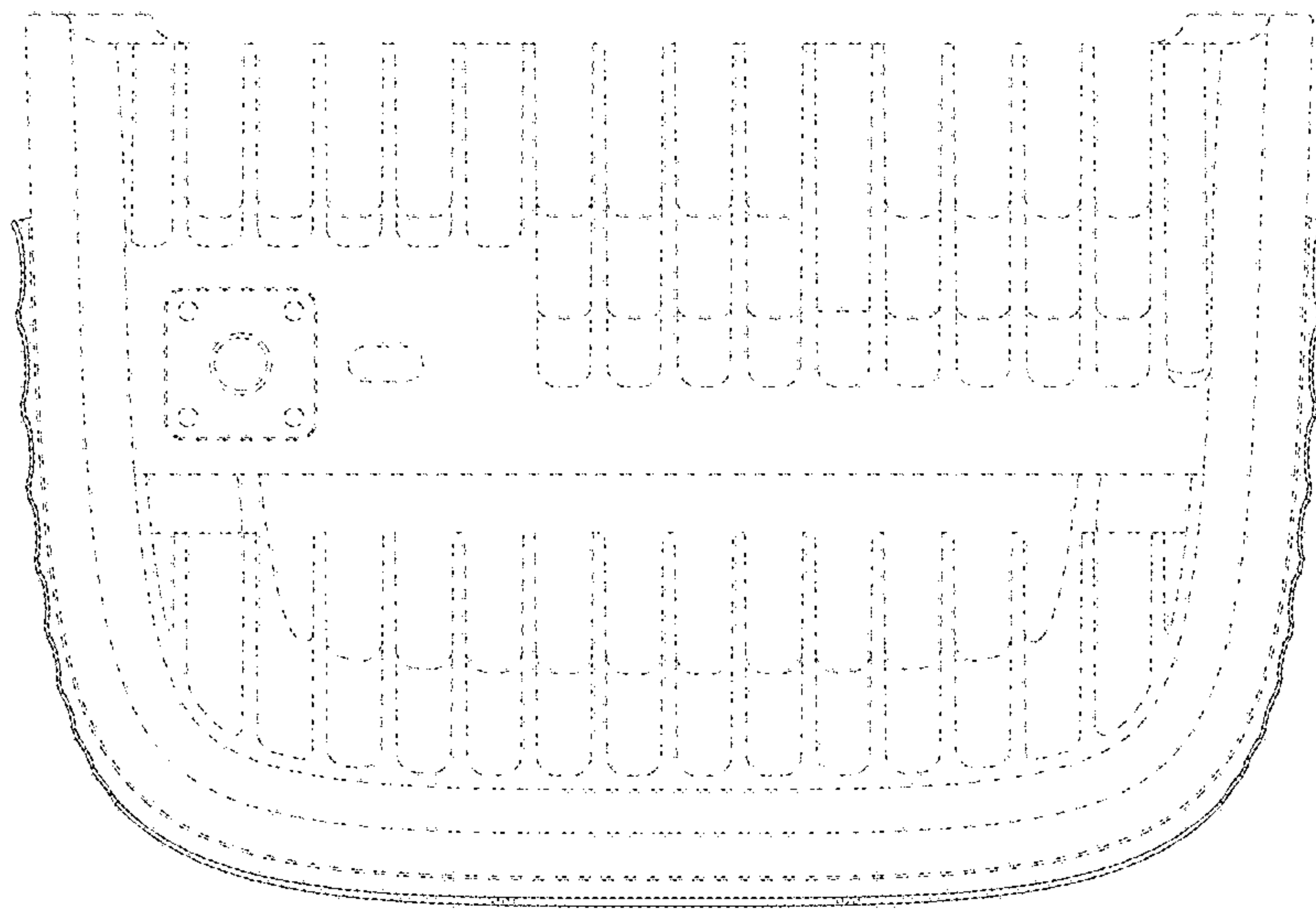


FIG. 7

