



US00D862400S

(12) **United States Design Patent**
Chretien et al.

(10) **Patent No.:** **US D862,400 S**

(45) **Date of Patent:** **** Oct. 8, 2019**

(54) **ENVIRONMENT CONTROLLER**

(71) Applicant: **Distech Controls SAS**, Brignals (FR)

(72) Inventors: **Arthur Chretien**, Lyons (FR); **Jeremy Delhomme**, Lyons (FR)

(73) Assignee: **Distech Controls SAS**, Brignais (FR)

(**) Term: **15 Years**

(21) Appl. No.: **29/656,730**

(22) Filed: **Jul. 16, 2018**

(51) **LOC (12) Cl.** **13-03**

(52) **U.S. Cl.**
USPC **D13/162; D10/50**

(58) **Field of Classification Search**
USPC D13/162, 168; D10/49, 50, 60; D14/218
CPC F24F 11/30; F24F 11/50; G05B 19/0426;
G05B 19/048; G05B 19/409; G05B
15/02; G06F 1/1601; G06F 3/041; G06F
3/044; G06F 3/0482; G06F 3/0488; G06F
3/0489; G05D 23/1902; G05D 23/1905;
G05D 23/1923; G05D 23/1931; G05D
23/1934; H01H 9/02; H05B 37/02
See application file for complete search history.

(56) **References Cited**

U.S. PATENT DOCUMENTS

D610,475 S * 2/2010 Beers D10/50
D733,589 S * 7/2015 Cusell D10/50
D766,193 S * 9/2016 Desagre D13/168

9,890,971 B2 * 2/2018 Ribbich F24F 11/30
D814,321 S * 4/2018 Abdala D10/50
D820,224 S * 6/2018 Mori D13/168
D825,496 S * 8/2018 Yagisawa D13/168
D825,521 S * 8/2018 Yagisawa D14/168
D828,816 S * 9/2018 Spors D13/162
D836,566 S * 12/2018 Yagisawa D13/168
D843,246 S * 3/2019 Sinha D10/60
D843,247 S * 3/2019 Ribbich D10/60
D844,570 S * 4/2019 Kornacki D13/162
10,284,385 B2 * 5/2019 Combe H04L 12/2825
2016/0295176 A1 * 10/2016 Jeong G09G 3/00
2016/0327299 A1 * 11/2016 Ribbich F24F 11/30
2018/0203475 A1 * 7/2018 Van Derven G05D 23/1902

* cited by examiner

Primary Examiner — Selina Sikder

(74) *Attorney, Agent, or Firm* — RatnerPrestia

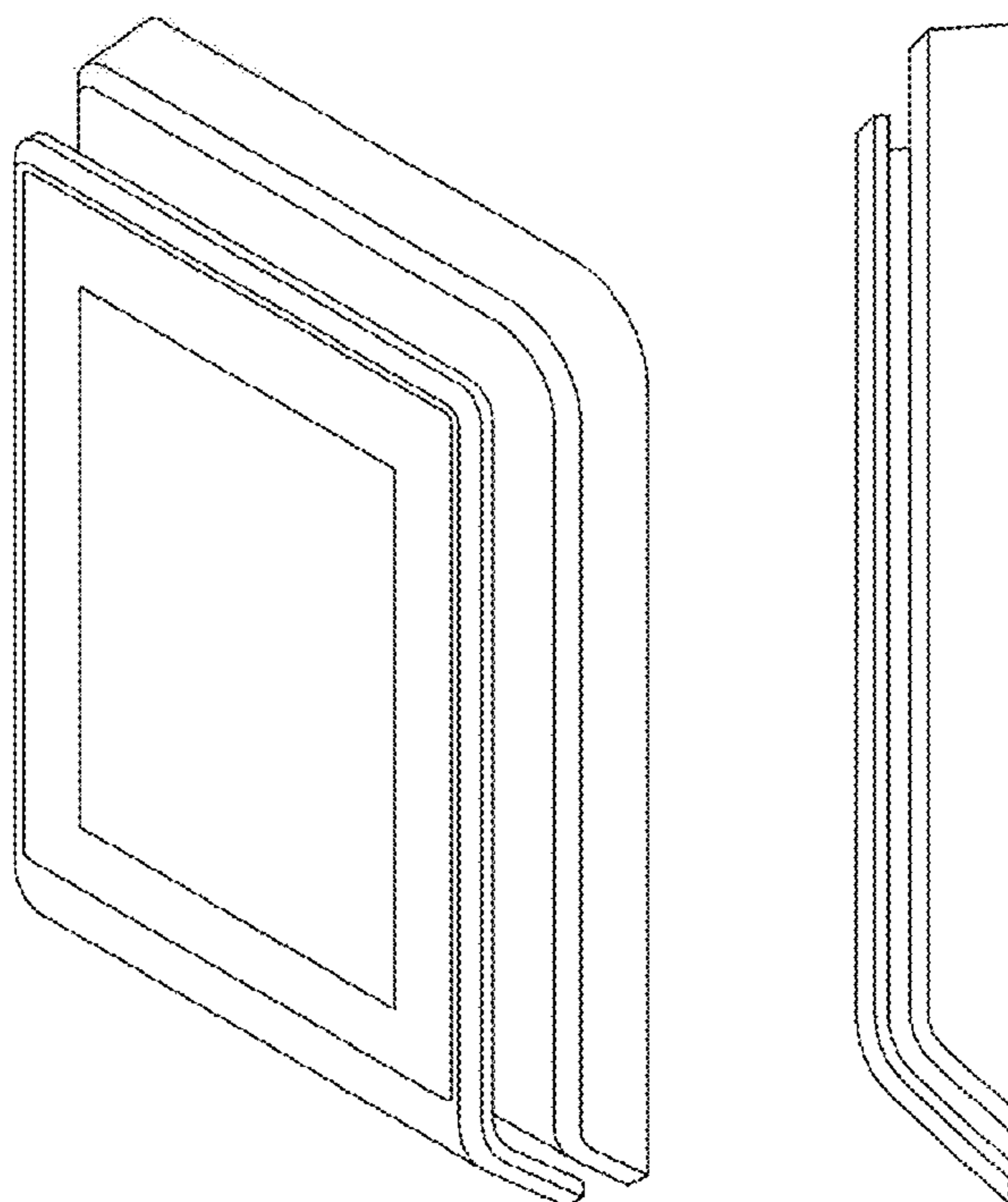
(57) **CLAIM**

The ornamental design for an environment controller, as shown and described.

DESCRIPTION

FIG. 1 is a front perspective view of an environment controller showing our new design;
FIG. 2 is a front elevation view thereof;
FIG. 3 is a top plan view thereof;
FIG. 4 is a right side elevation view thereof;
FIG. 5 is a bottom plan view thereof;
FIG. 6 is a left side elevation view thereof; and,
FIG. 7 is a rear elevation view thereof.

1 Claim, 7 Drawing Sheets



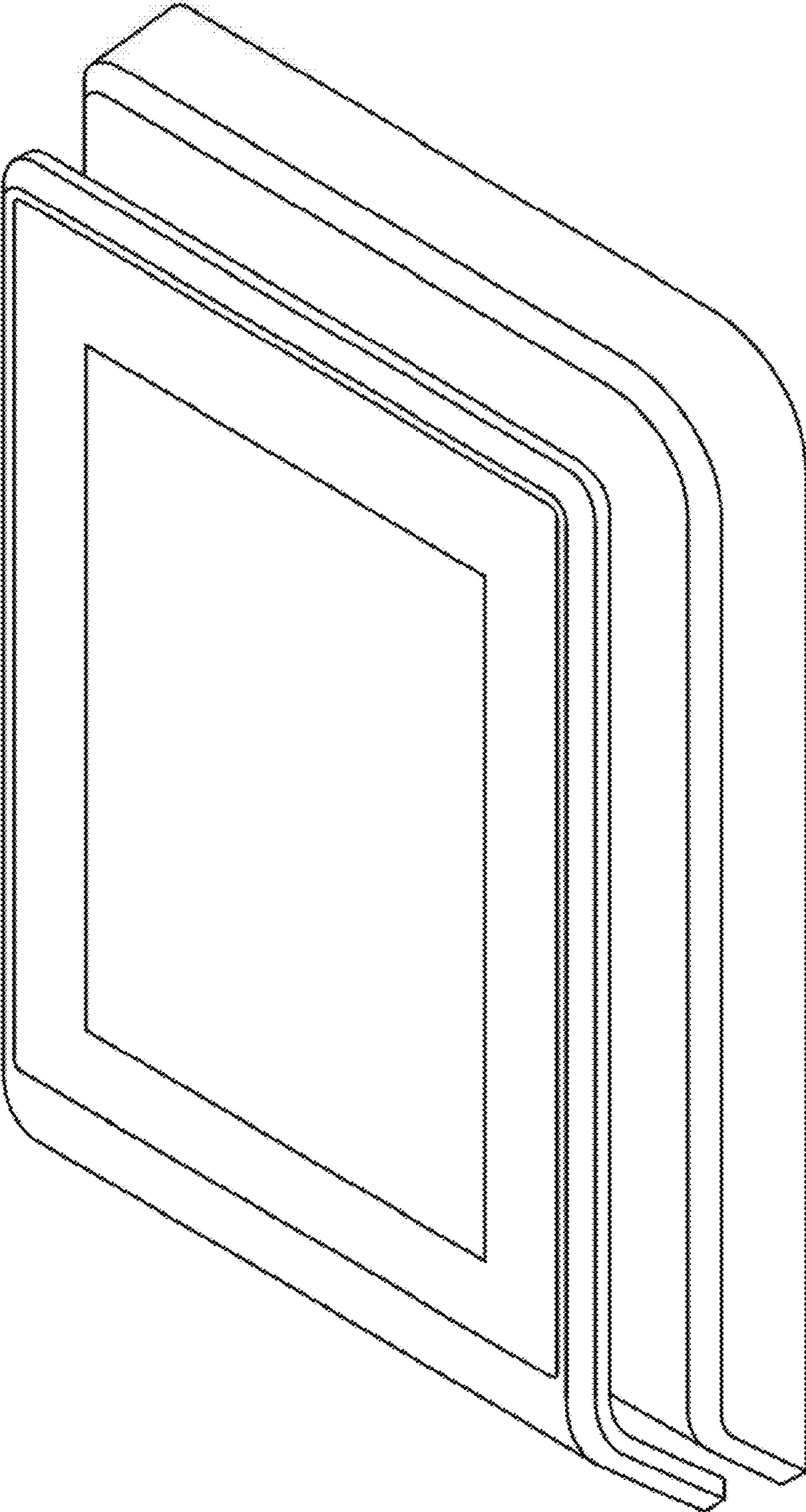


FIG. 1




FIG. 2




FIG. 3




FIG. 4



FIG. 5




FIG. 6




FIG. 7