



US00D862395S

(12) **United States Design Patent** (10) **Patent No.:** **US D862,395 S**  
**Ruddick** (45) **Date of Patent:** **\*\* Oct. 8, 2019**

(54) **CABLE COVER PART** 3,883,258 A \* 5/1975 Hewson ..... F16B 12/24  
403/292  
(71) Applicant: **D-Line (Europe) Limited**, Tyne and D344,063 S \* 2/1994 Letarte ..... D13/131  
Wear (GB) D349,738 S \* 8/1994 Naegele, III ..... D21/706  
D431,001 S \* 9/2000 Sonntag ..... D8/382  
6,651,400 B1 \* 11/2003 Murphy ..... A47B 47/042  
108/152  
(72) Inventor: **Paul Ruddick**, Tyne and Wear (GB) D751,887 S \* 3/2016 Vanlerberghe ..... D8/382  
D775,085 S \* 12/2016 Hachisuka ..... D13/153  
D778,715 S \* 2/2017 Deachin ..... D8/382  
9,644,367 B2 \* 5/2017 Kawano ..... E04B 1/48  
(73) Assignee: **D-Line (Europe) Limited**, Tyne and D820,073 S \* 6/2018 Iacono ..... D8/382  
Wear (GB) D823,100 S \* 7/2018 Boyce ..... D8/382  
(\*\*) Term: **15 Years** 2007/0137878 A1 6/2007 Henry  
2009/0020305 A1 1/2009 Fidler  
(21) Appl. No.: **29/577,809**  
(22) Filed: **Sep. 15, 2016**

**FOREIGN PATENT DOCUMENTS**

(30) **Foreign Application Priority Data**  
Mar. 15, 2016 (EM) ..... 003029594-0001  
(51) **LOC (12) Cl.** ..... **13-03**  
(52) **U.S. Cl.**  
USPC ..... **D13/156**  
(58) **Field of Classification Search**  
USPC ..... D13/110, 123, 133, 137.1, 139.1, 139.4,  
D13/152, 154, 155, 156, 158, 162, 164,  
D13/173, 177, 184; D8/349-351, 353,  
D8/356, 382, 394, 396; 439/147-149,  
439/373, 391, 535, 536, 538; D25/119,  
D25/122  
CPC ..... F16B 12/24; F16B 13/126; F16B 5/0275;  
F16B 7/0446  
See application file for complete search history.

GB 2418299 A 3/2006  
WO 2006032513 A1 3/2006

\* cited by examiner

*Primary Examiner* — Derrick E Holland  
*Assistant Examiner* — Jennifer O King  
(74) *Attorney, Agent, or Firm* — Sterne, Kessler,  
Goldstein & Fox P.L.L.C.

(56) **References Cited**

**U.S. PATENT DOCUMENTS**

909,720 A \* 1/1909 Webb ..... E04B 1/49  
4/237  
D185,959 S \* 8/1959 Schroeder ..... D13/125  
3,736,834 A \* 6/1973 MacDonald ..... F16B 21/06  
403/293  
3,760,547 A \* 9/1973 Brenneman ..... E04B 1/49  
403/292

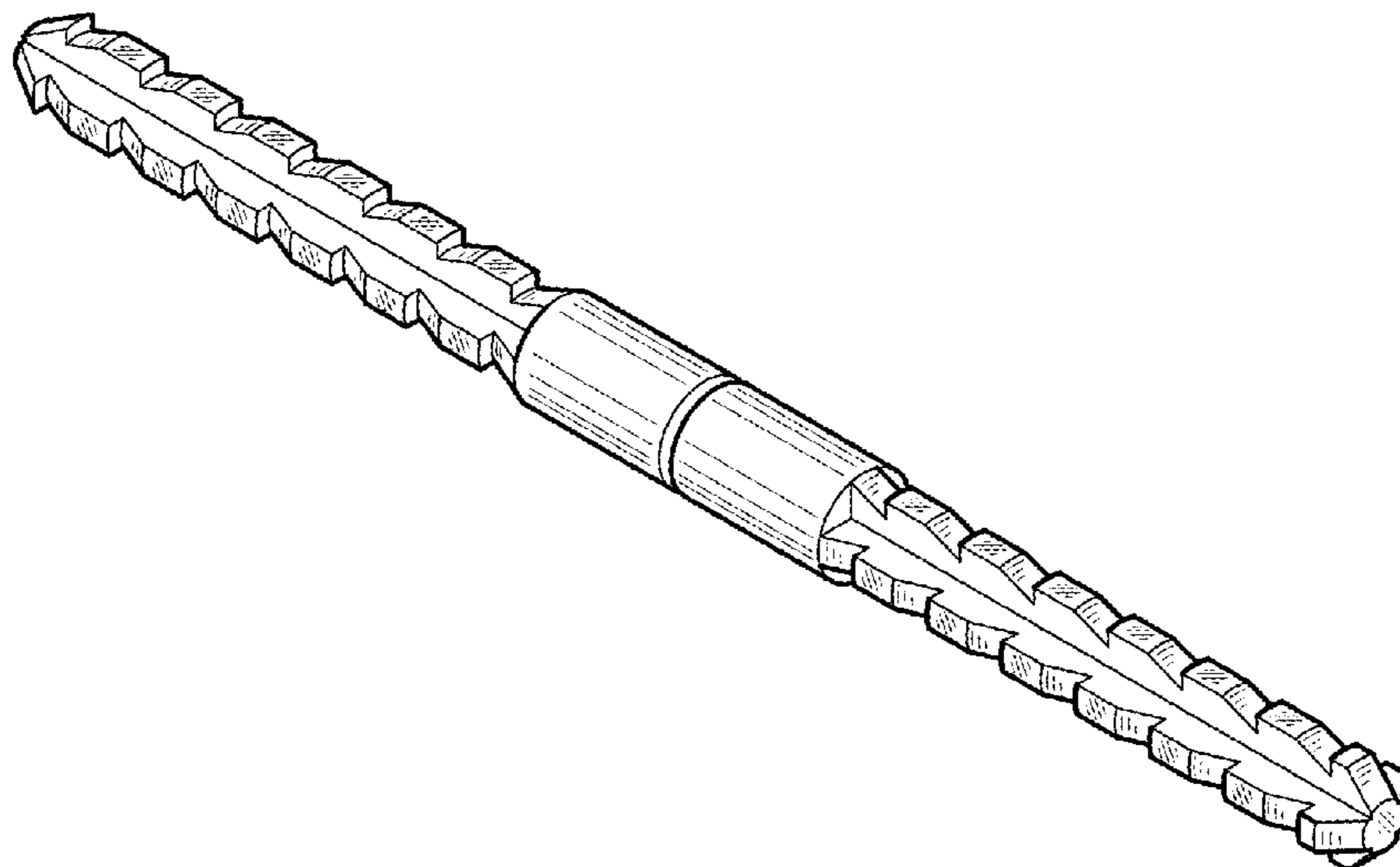
(57) **CLAIM**

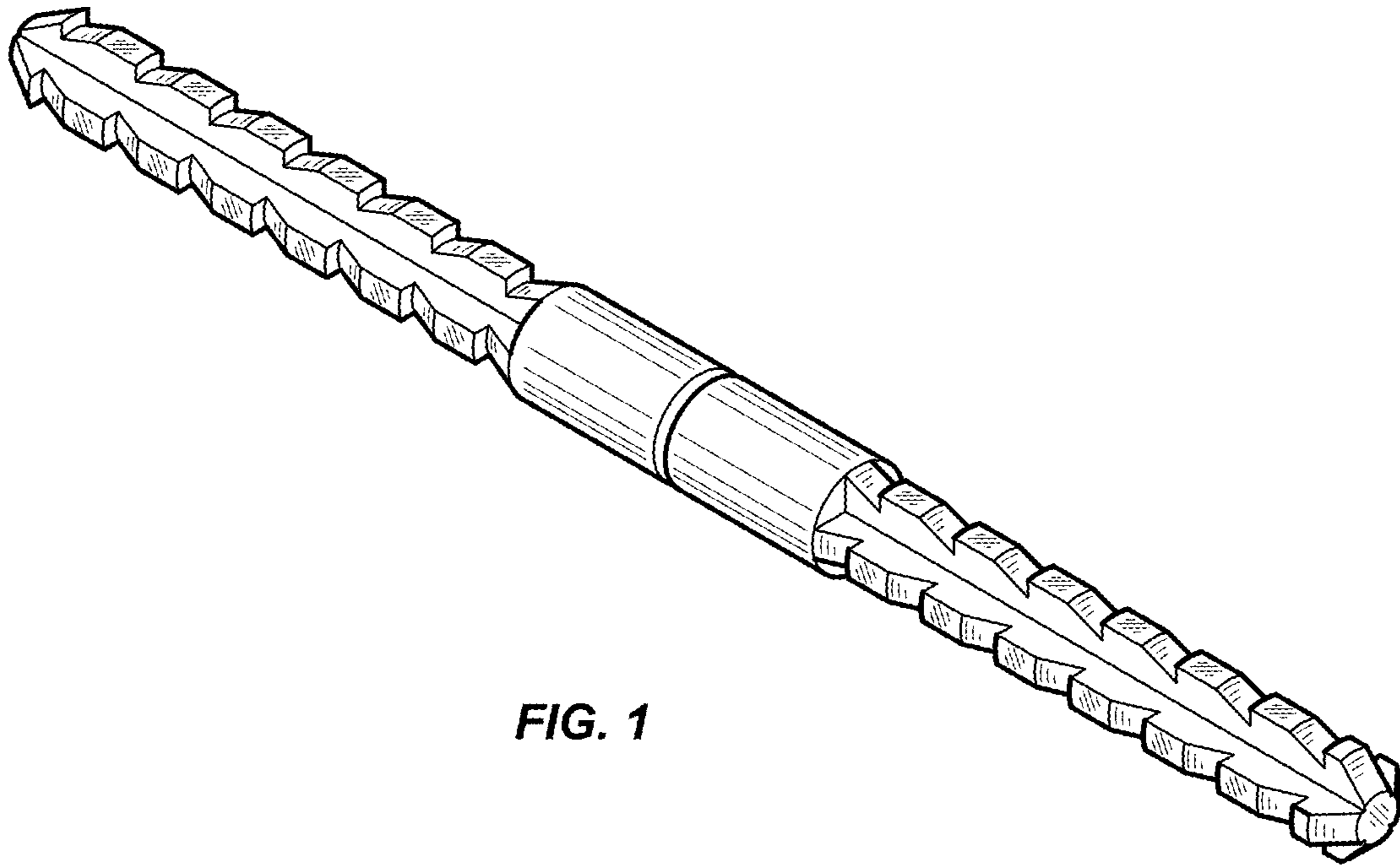
The ornamental design for a cable cover part, as shown and described.

**DESCRIPTION**

FIG. 1 is a front perspective view of a cable cover part showing the claimed design;  
FIG. 2 is a left side view thereof;  
FIG. 3 is a right side view thereof;  
FIG. 4 is a top view thereof;  
FIG. 5 is a bottom view thereof;  
FIG. 6 is a front view thereof; and,  
FIG. 7 is a rear view thereof.

**1 Claim, 4 Drawing Sheets**





**FIG. 1**

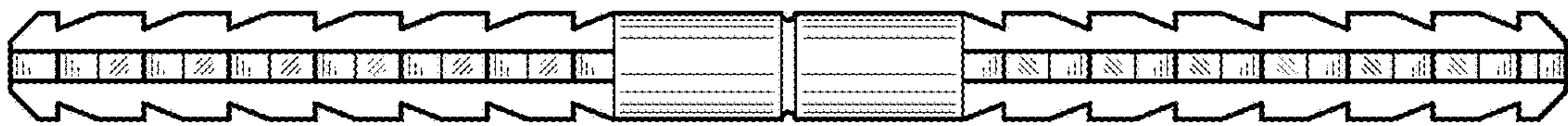


FIG. 2

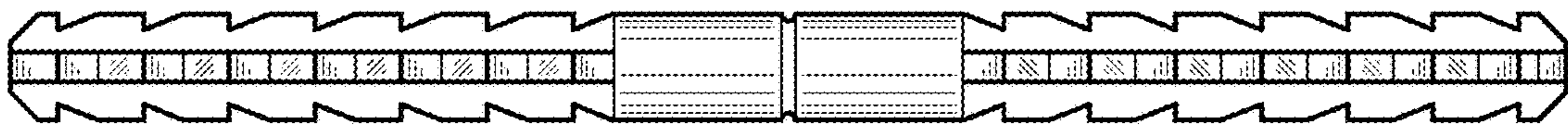


FIG. 3




FIG. 4

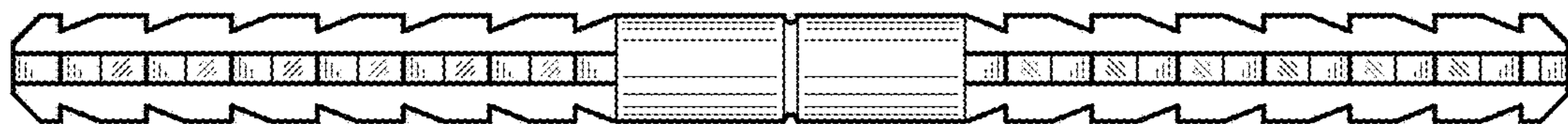


FIG. 5



**FIG. 6**



**FIG. 7**