



US00D862381S

(12) **United States Design Patent**  
**Wang et al.**

(10) **Patent No.:** **US D862,381 S**

(45) **Date of Patent:** **\*\* Oct. 8, 2019**

(54) **PHOTOVOLTAIC POWER ASSEMBLY**

(71) Applicant: **BEIJING APOLLO DINGRONG SOLAR TECHNOLOGY CO., LTD.**,  
Beijing (CN)

(72) Inventors: **Jing Wang**, Beijing (CN); **Shaoyun Dai**, Beijing (CN)

(73) Assignee: **BEIJING APOLLO DINGRONG SOLAR TECHNOLOGY CO., LTD.**,  
Beijing (CN)

(\*\*) Term: **15 Years**

(21) Appl. No.: **29/637,814**

(22) Filed: **Feb. 22, 2018**

(30) **Foreign Application Priority Data**

Aug. 22, 2017 (CN) ..... 2017 3 0387269

(51) **LOC (12) Cl.** ..... **13-02**

(52) **U.S. Cl.**  
USPC ..... **D13/102**

(58) **Field of Classification Search**  
USPC ..... D13/101, 102, 103, 104, 105, 106, 184,  
D13/199

CPC ..... H01L 31/00; H01L 31/02; H01L 31/042;  
H01L 31/045; H01L 31/046; H01L  
31/048; H01L 31/05; H01L 31/052; H01L  
31/0525; H02S 30/00; H02S 20/10; H02S  
20/23; H02S 20/30; H02S 40/34; H02S  
40/44; F24J 2/52; F03G 6/00

See application file for complete search history.

(56) **References Cited**

**U.S. PATENT DOCUMENTS**

D724,526 S \* 3/2015 Lee ..... D13/103  
D776,050 S \* 1/2017 Awad ..... D13/102

D796,430 S \* 9/2017 Gramm ..... D13/102  
D806,011 S \* 12/2017 Chang ..... D13/102  
D812,557 S \* 3/2018 Rostami ..... D13/103  
D813,802 S \* 3/2018 Krantz ..... D13/102  
D815,027 S \* 4/2018 Anderson ..... D13/102  
D817,265 S \* 5/2018 Liu ..... D13/102  
D824,848 S \* 8/2018 Anderson ..... D13/102  
D827,564 S \* 9/2018 Zhang ..... D13/102  
D830,296 S \* 10/2018 Liu ..... D13/102

\* cited by examiner

*Primary Examiner* — Brandon M Rosati

(74) *Attorney, Agent, or Firm* — Ladas & Parry LLP

(57) **CLAIM**

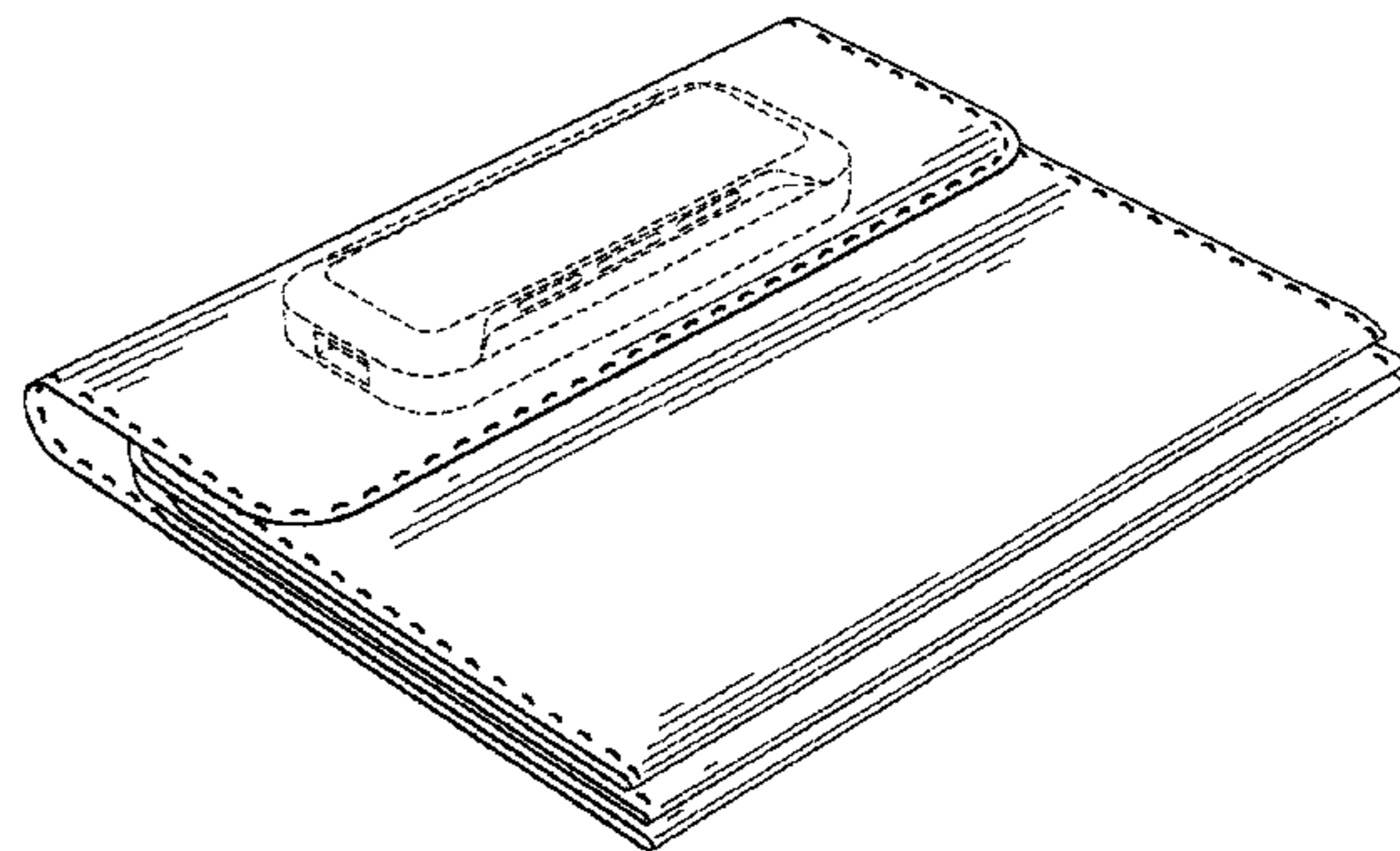
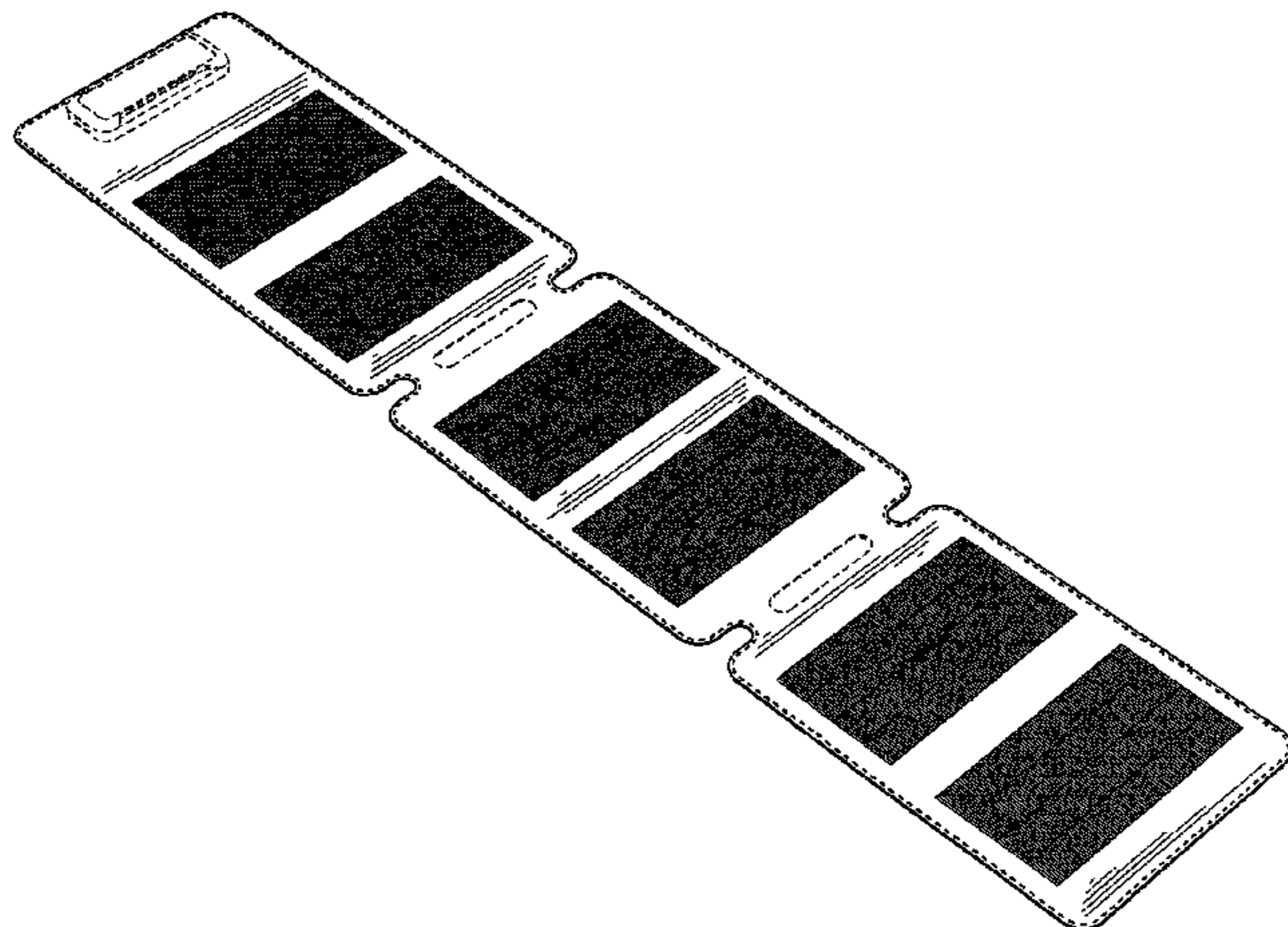
The ornamental design for a photovoltaic power assembly,  
as shown and described.

**DESCRIPTION**

FIG. 1 is a perspective view of a photovoltaic power assembly showing our new design in an unfolded state; FIG. 2 is a front view thereof in an unfolded state; FIG. 3 is a rear view thereof in an unfolded state; FIG. 4 is a left side view thereof in an unfolded state; FIG. 5 is a right side view thereof in an unfolded state; FIG. 6 is a top plan view thereof in an unfolded state; FIG. 7 is a bottom plan view thereof in an unfolded state; FIG. 8 is a perspective view thereof in a folded state; FIG. 9 is a front view thereof in a folded state; FIG. 10 is a rear view thereof in a folded state; FIG. 11 is a left side view thereof in a folded state; FIG. 12 is a right side view thereof in a folded state; FIG. 13 is a top plan view thereof in a folded state; and, FIG. 14 is a bottom plan view thereof in an unfolded state. The color shown on the claimed design forms no part thereof.

The broken line in the drawing views is for the purpose of illustrating unclaimed environment only and forms no part of the claimed design.

**1 Claim, 13 Drawing Sheets**



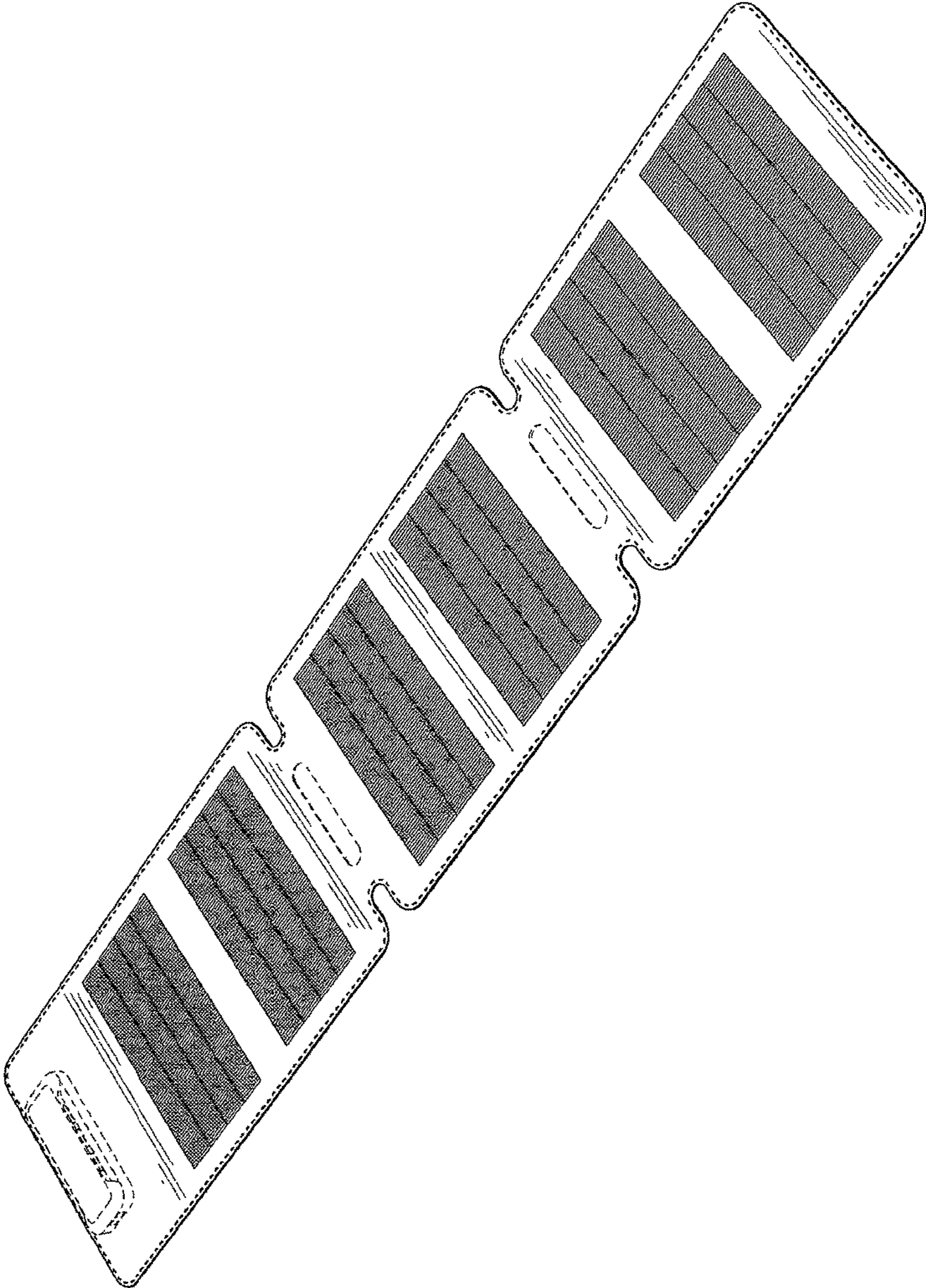


Fig. 1

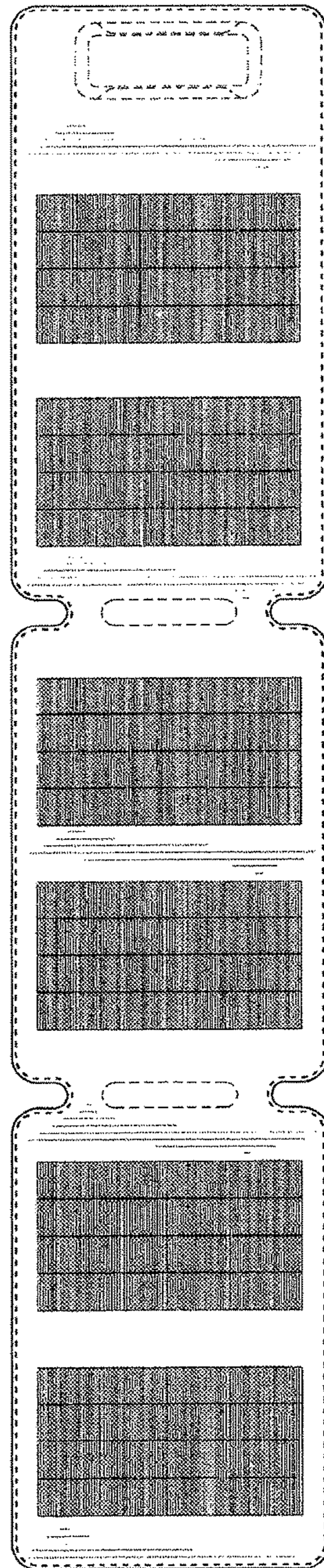


Fig. 2




Fig. 3



Fig. 4



Fig. 5




Fig. 6

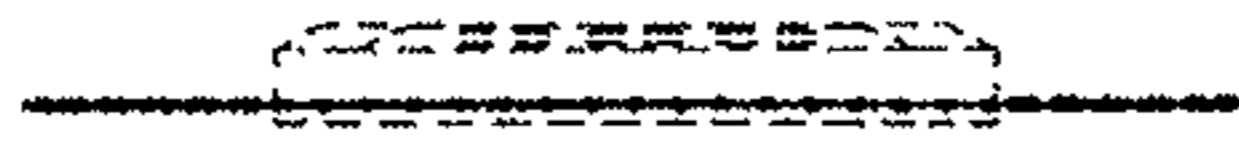


Fig. 7

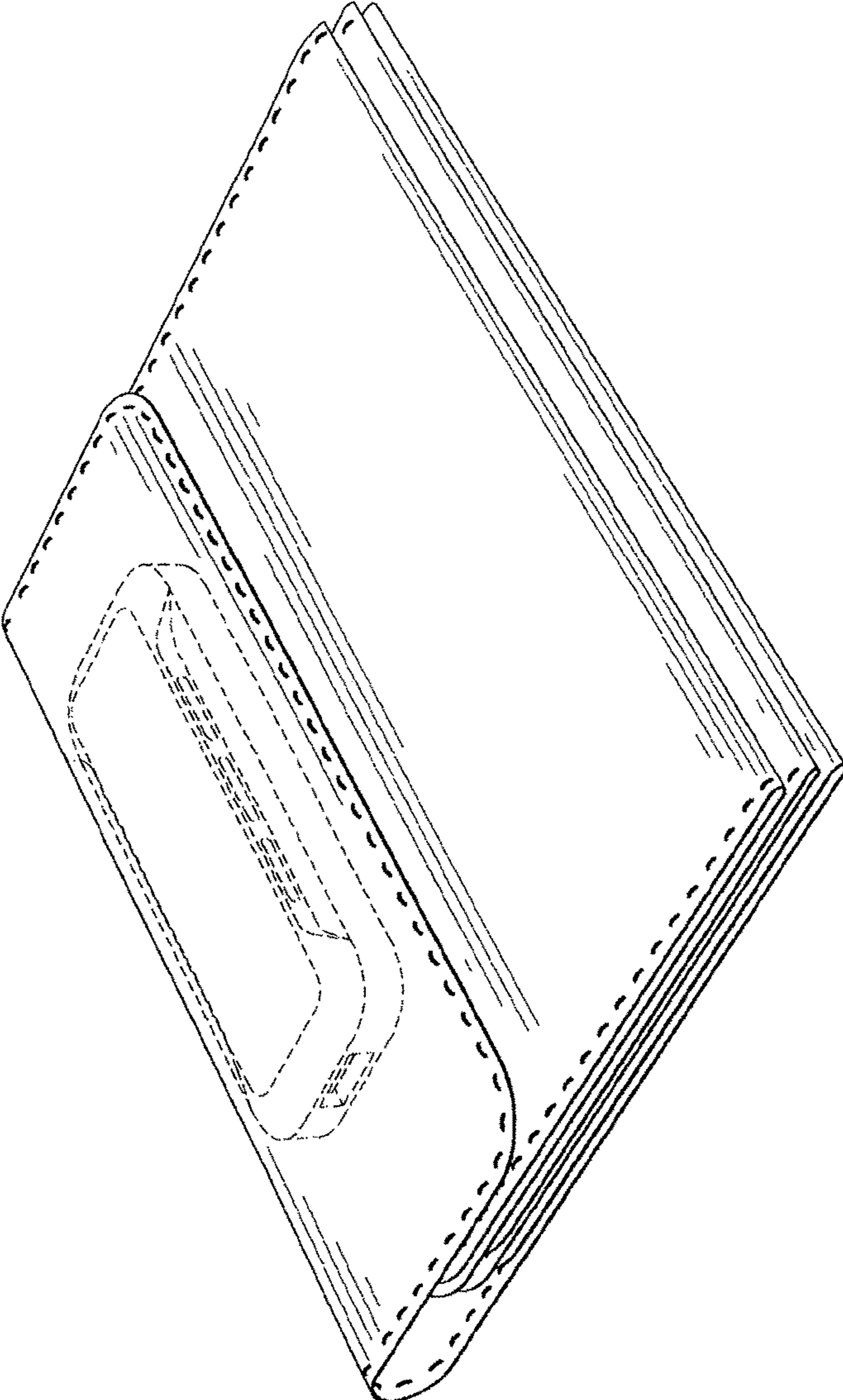


Fig. 8



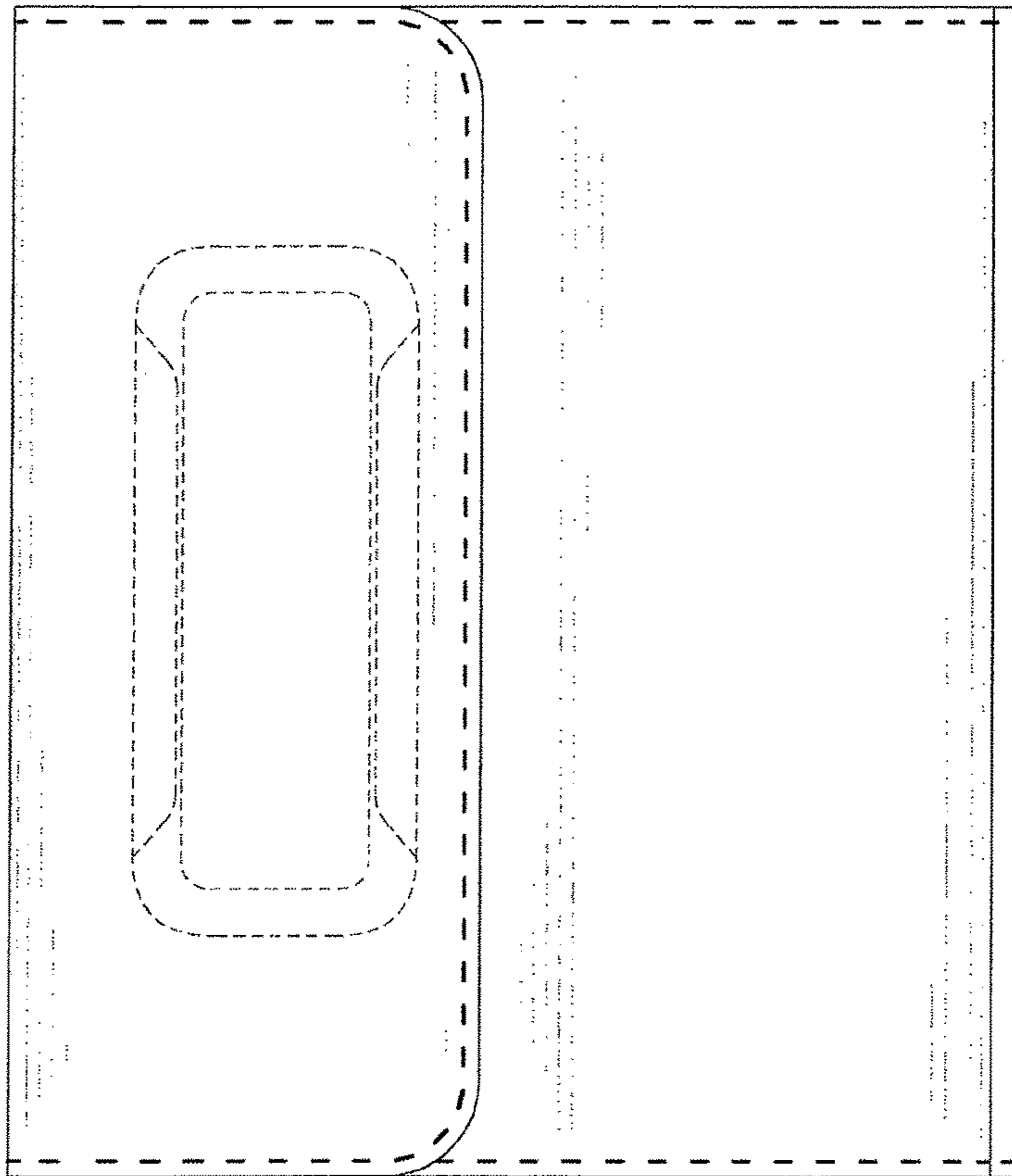


Fig. 9




Fig. 10

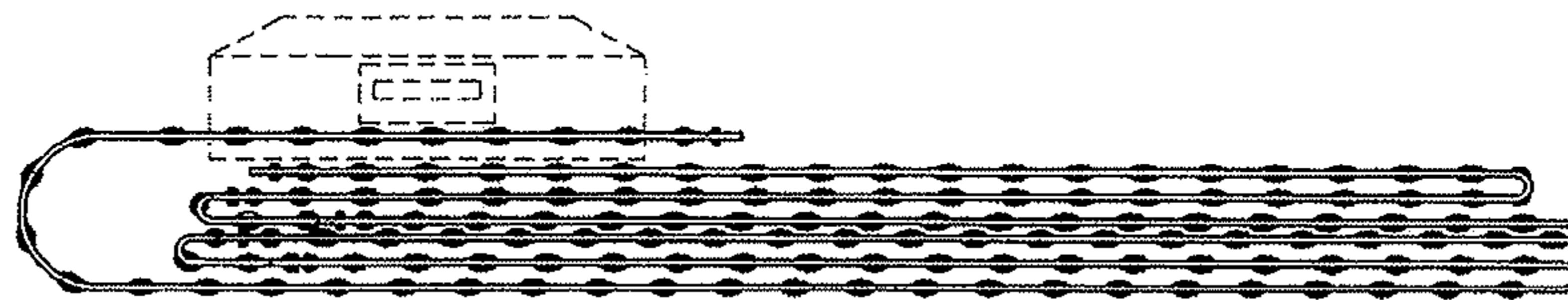


Fig. 11

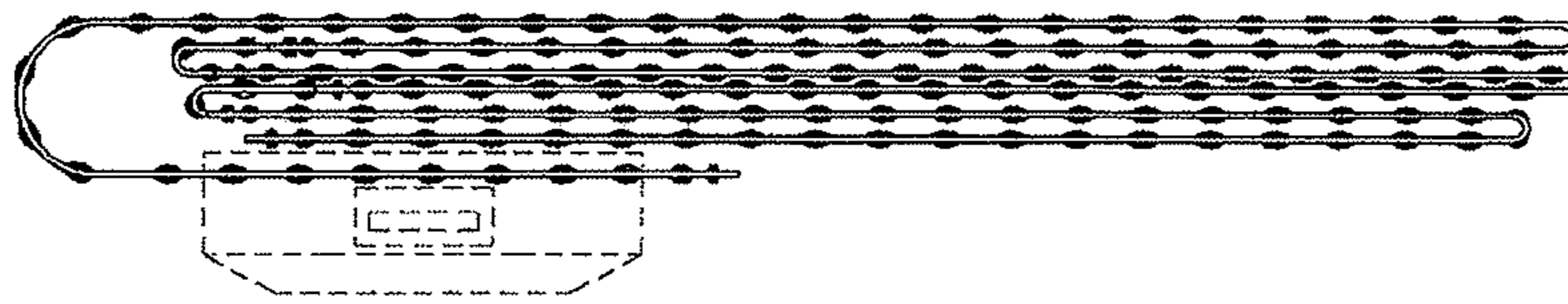


Fig. 12

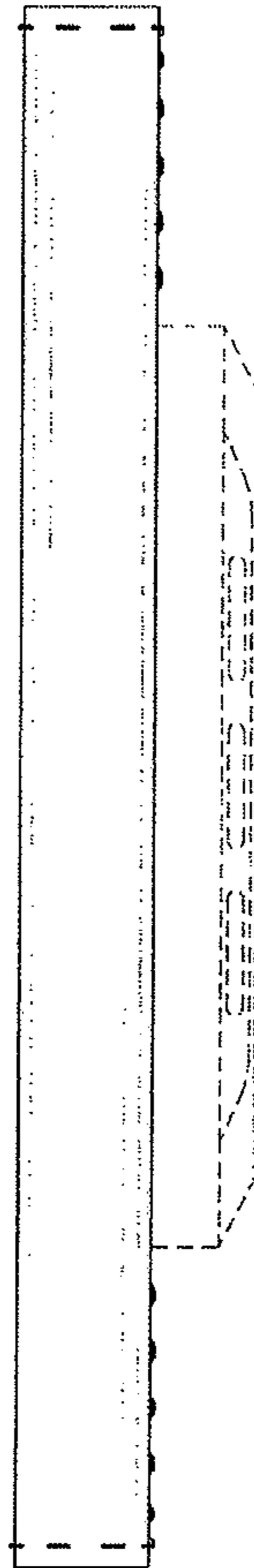


Fig. 13

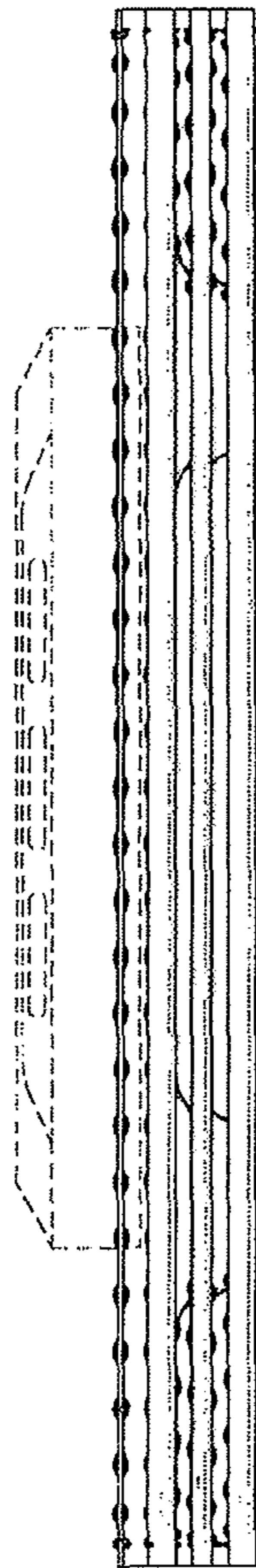


Fig. 14