



US00D862375S

(12) **United States Design Patent**  
**Zhao et al.**

(10) **Patent No.:** **US D862,375 S**

(45) **Date of Patent:** **\*\* Oct. 8, 2019**

(54) **TIRE FOR VEHICLE**

(71) Applicant: **Qingdao Sentury Tire Co., Ltd.**,  
Qingdao, Shandong (CN)

(72) Inventors: **Mingming Zhao**, Shandong (CN);  
**Hairong Fu**, Shandong (CN); **Wen Sun**, Shandong (CN)

(73) Assignee: **Qingdao Sentury Tire Co., Ltd.**,  
Qingdao, Shandong (CN)

(\*\*) Term: **15 Years**

(21) Appl. No.: **29/633,431**

(22) Filed: **Jan. 13, 2018**

(51) **LOC (12) Cl.** ..... **12-15**

(52) **U.S. Cl.**  
USPC ..... **D12/588**

(58) **Field of Classification Search**  
USPC ..... D12/586, 588, 590, 601, 604  
CPC .. B60C 11/04; B60C 11/12; B60C 2011/0388  
See application file for complete search history.

(56) **References Cited**

**U.S. PATENT DOCUMENTS**

D586,733 S \* 2/2009 Shinohara ..... D12/588  
D660,784 S \* 5/2012 Iwabuchi ..... D12/601

D712,343 S \* 9/2014 Wakishima ..... D12/588  
D740,215 S \* 10/2015 Wang ..... D12/588  
D757,642 S \* 5/2016 Kwak ..... D12/588  
D764,392 S \* 8/2016 Fu ..... D12/585  
D817,858 S \* 5/2018 Poling ..... D12/590

\* cited by examiner

*Primary Examiner* — Robert M. Spear

(74) *Attorney, Agent, or Firm* — Houtteman Law LLC

(57) **CLAIM**

The ornamental design for a tire for vehicle, as shown and described.

**DESCRIPTION**

FIG. 1 is a side view of a tire for vehicle showing my new design;

FIG. 2 is a front view of tire for vehicle shown in FIG. 1; FIG. 3 is a enlarged view of a portion of the tire for vehicle shown in FIG. 1; and,

FIG. 4 is a perspective view of the tire for vehicle shown in FIG. 1.

**1 Claim, 4 Drawing Sheets**








FIG.1






FIG.2






FIG.3





FIG.4