

US00D862362S

(12) **United States Design Patent** (10) **Patent No.:** **US D862,362 S**
Doan (45) **Date of Patent:** **** Oct. 8, 2019**

(54) **BICYCLE PROTECTIVE COVER**
(71) Applicant: **RackStar, LLC**, Renner, SD (US)
(72) Inventor: **Jace T Doan**, Hoffman Estates, IL (US)

D723,451 S * 3/2015 Depew, Jr. D12/402
D733,034 S * 6/2015 Mickevics D12/402
D745,843 S * 12/2015 Wuttig D12/402
D784,906 S * 4/2017 van Kempen D12/402
D803,762 S * 11/2017 Greenblatt D12/402
2005/0012297 A1 1/2005 Miyoshi et al.

(73) Assignee: **RACKSTAR, LLC**, Renner, SD (US)

FOREIGN PATENT DOCUMENTS

(**) Term: **15 Years**

DE 202004008311 U1 12/2004

(21) Appl. No.: **29/586,594**

* cited by examiner

(22) Filed: **Dec. 5, 2016**

Primary Examiner — Katrina A Betton

(51) **LOC (12) Cl.** **12-16**

(74) *Attorney, Agent, or Firm* — Goodhue, Coleman & Owens, P.C.

(52) **U.S. Cl.**

USPC **D12/402**

(58) **Field of Classification Search**

(57) **CLAIM**

USPC D12/401–405; D6/610–611, 596,

D6/601–603, 615, 617; D7/332, 334–337

CPC B65D 85/68; B65D 31/16; B65D 33/02

See application file for complete search history.

The ornamental design for bicycle protective cover, as shown and described.

(56) **References Cited**

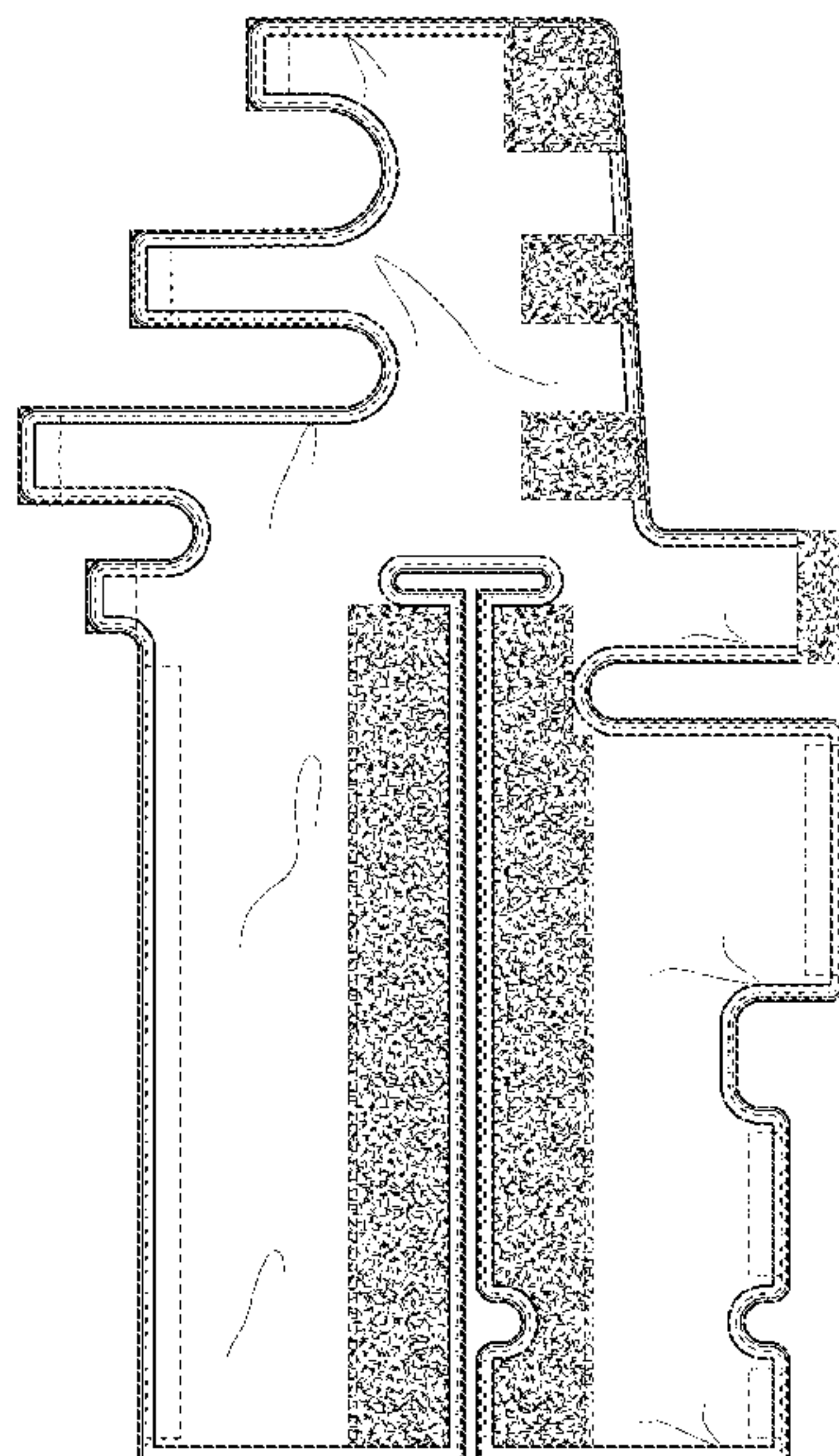
DESCRIPTION

U.S. PATENT DOCUMENTS

571,025 A	11/1896	Spamer et al.	
3,968,913 A	7/1976	Weed	
4,356,831 A	11/1982	Adams	
4,403,787 A	9/1983	Shimano	
4,944,340 A	7/1990	Tortorich	
4,976,389 A	12/1990	McLellan et al.	
5,193,724 A	3/1993	Robbins	
5,282,502 A	2/1994	Ballard	
5,445,200 A	8/1995	Celestino et al.	
5,676,288 A	10/1997	Spirk	
6,040,764 A	3/2000	Crisci	
6,659,489 B2	12/2003	Masui et al.	
D651,678 S *	1/2012	Muggleton	D12/402
D675,974 S *	2/2013	Nguyen	D12/402
D679,771 S *	4/2013	Muggleton	D12/401
D688,619 S *	8/2013	Camara	D12/402

FIG. 1 is a perspective view of a bicycle protective cover in accordance with the present invention;
FIG. 2 is a top view thereof;
FIG. 3 is a bottom view thereof;
FIG. 4 is a left side view thereof;
FIG. 5 is a right side view thereof;
FIG. 6 is a rear view thereof;
FIG. 7 is a front view thereof; and,
FIG. 8 is a perspective view of the bicycle protective cover shown in FIG. 1 installed on a bicycle in a condition of use. The broken lines in the Figures show portions of the bicycle protective cover and environment which form no part of the claimed design.

1 Claim, 5 Drawing Sheets



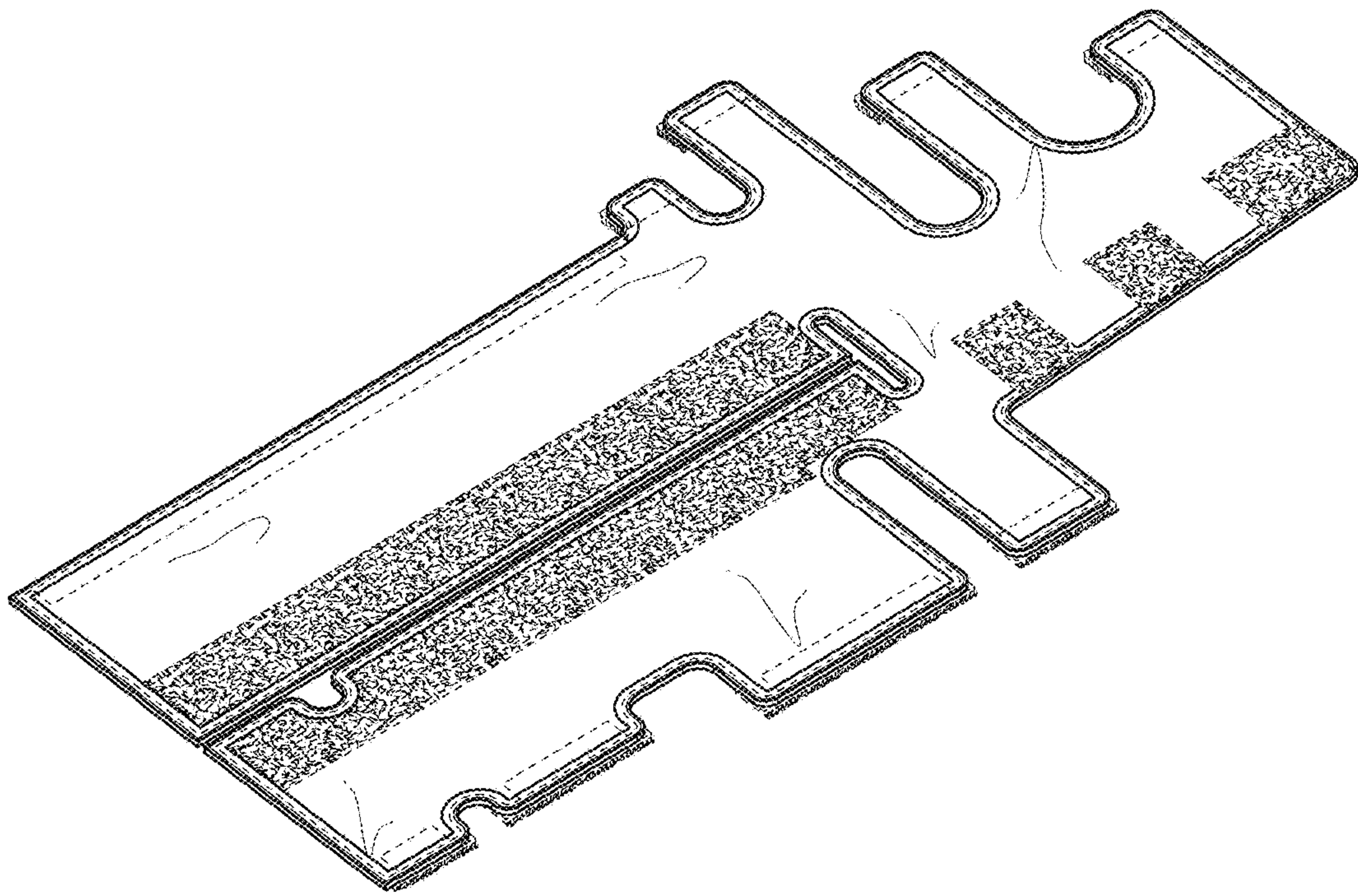


FIG. 1

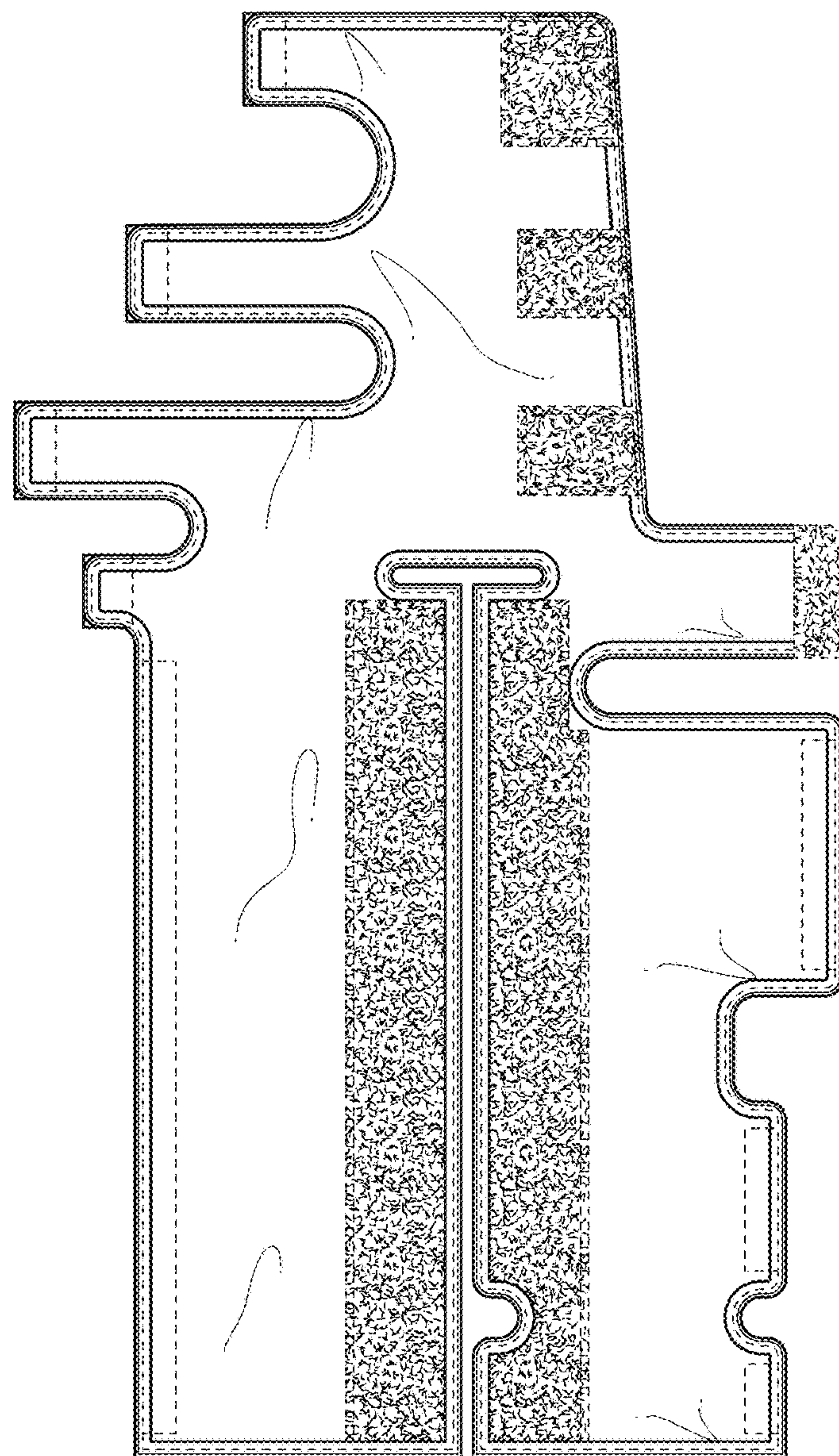


FIG. 2

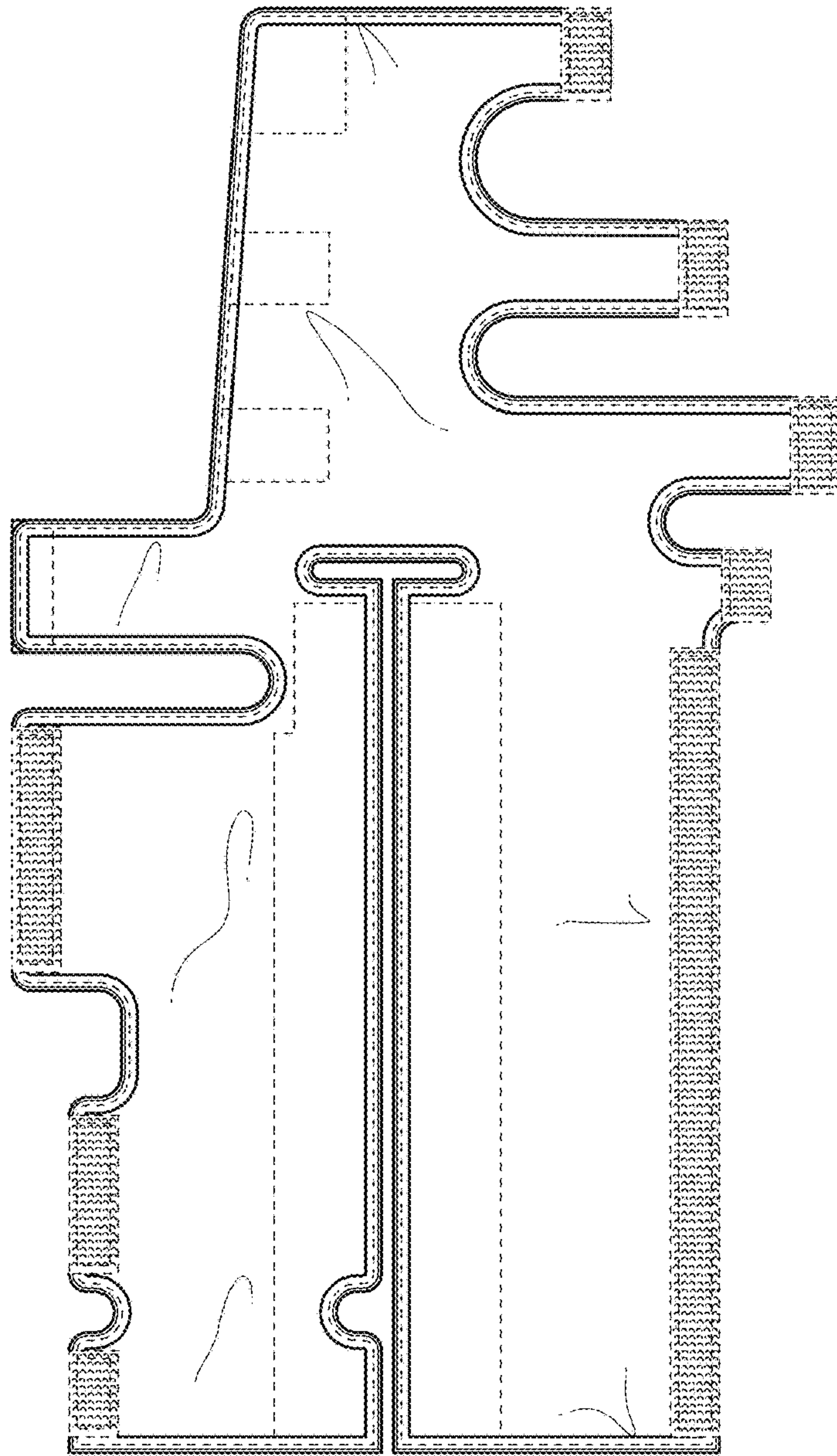


FIG. 3



FIG. 4



FIG. 5




FIG. 6




FIG. 7

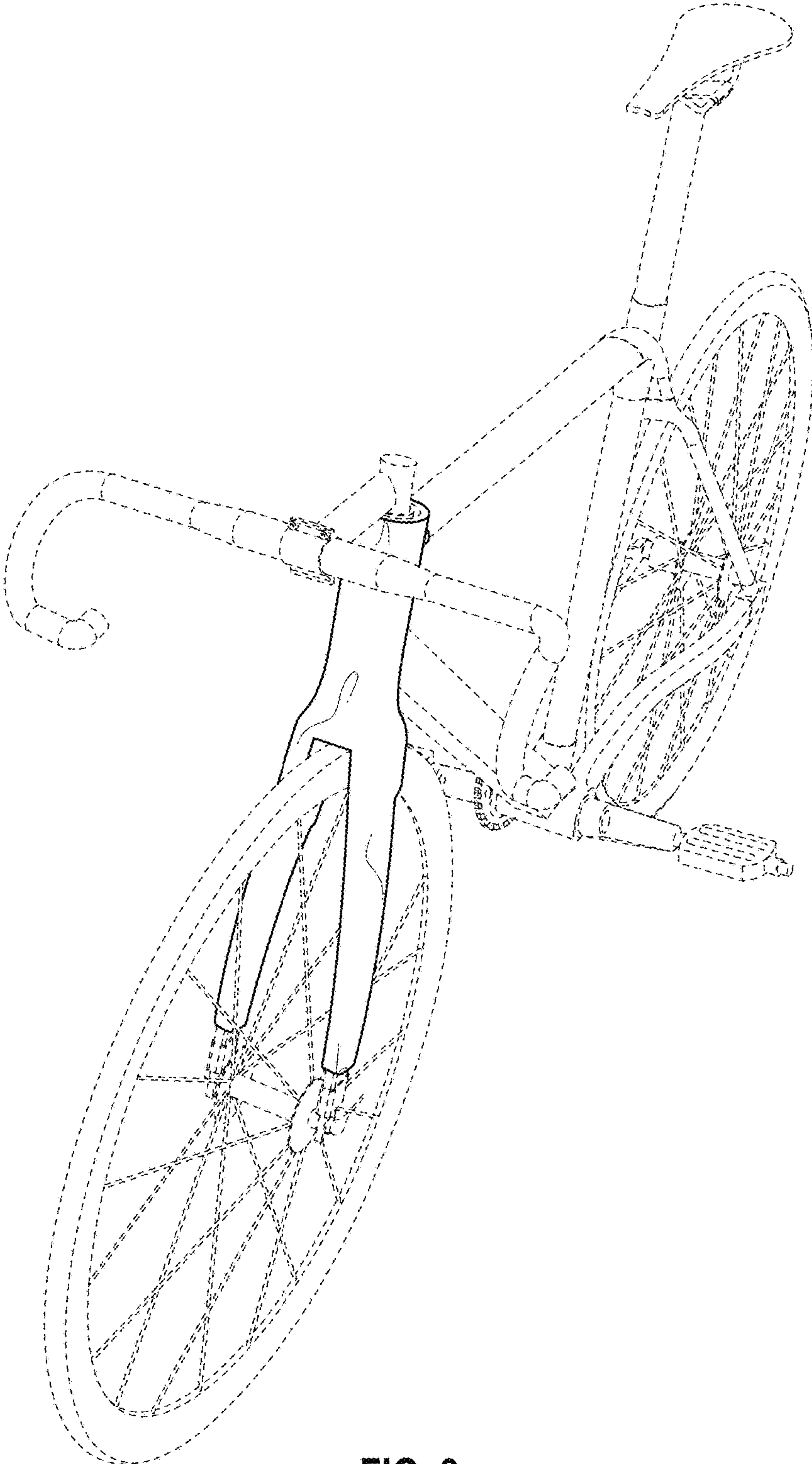


FIG. 8