

US00D862330S

(12) **United States Design Patent** (10) **Patent No.:** **US D862,330 S**
Schellekens et al. (45) **Date of Patent:** **** Oct. 8, 2019**

(54) **ROOF COMPONENT FOR A MOTOR VEHICLE**

(71) Applicant: **SABIC Global Technologies B.V.**,
Bergen op Zoom (NL)
(72) Inventors: **Geert Jan Schellekens**, Gilze (NL);
Carlos Pereira, Putnam Valley, NY
(US); **Bhushan Subhash Deshmukh**,
Bangalore (IN); **Max Morton**,
Pittsfield, MA (US)
(73) Assignee: **SABIC GLOBAL TECHNOLOGIES**
B.V., Bergen op Zoom (NL)

(**) Term: **15 Years**

(21) Appl. No.: **29/649,424**

(22) Filed: **May 30, 2018**

Related U.S. Application Data

(62) Division of application No. 29/549,893, filed on Dec.
29, 2015, now Pat. No. Des. 820,749.

(51) **LOC (12) Cl.** **12-16**

(52) **U.S. Cl.**
USPC **D12/181**

(58) **Field of Classification Search**
USPC D12/181–184, 317, 400, 191
(Continued)

(56) **References Cited**

U.S. PATENT DOCUMENTS

4,103,957 A * 8/1978 Landry B62D 35/001
105/1.2
4,245,862 A * 1/1981 Buckley, Jr. B62D 35/001
296/180.3

(Continued)

FOREIGN PATENT DOCUMENTS

GB 2459186 A 10/2009
JP 2001334962 A 12/2001

(Continued)

OTHER PUBLICATIONS

Browand, F., “Reducing Aerodynamic Drag and Fuel Consump-
tion”, Global Climate and Energy Project, Advanced Transportation
Workshop, (Oct. 2005), Stanford University, 27 Pages.

(Continued)

Primary Examiner — Katrina A Betton
(74) *Attorney, Agent, or Firm* — Cantor Colburn LLP

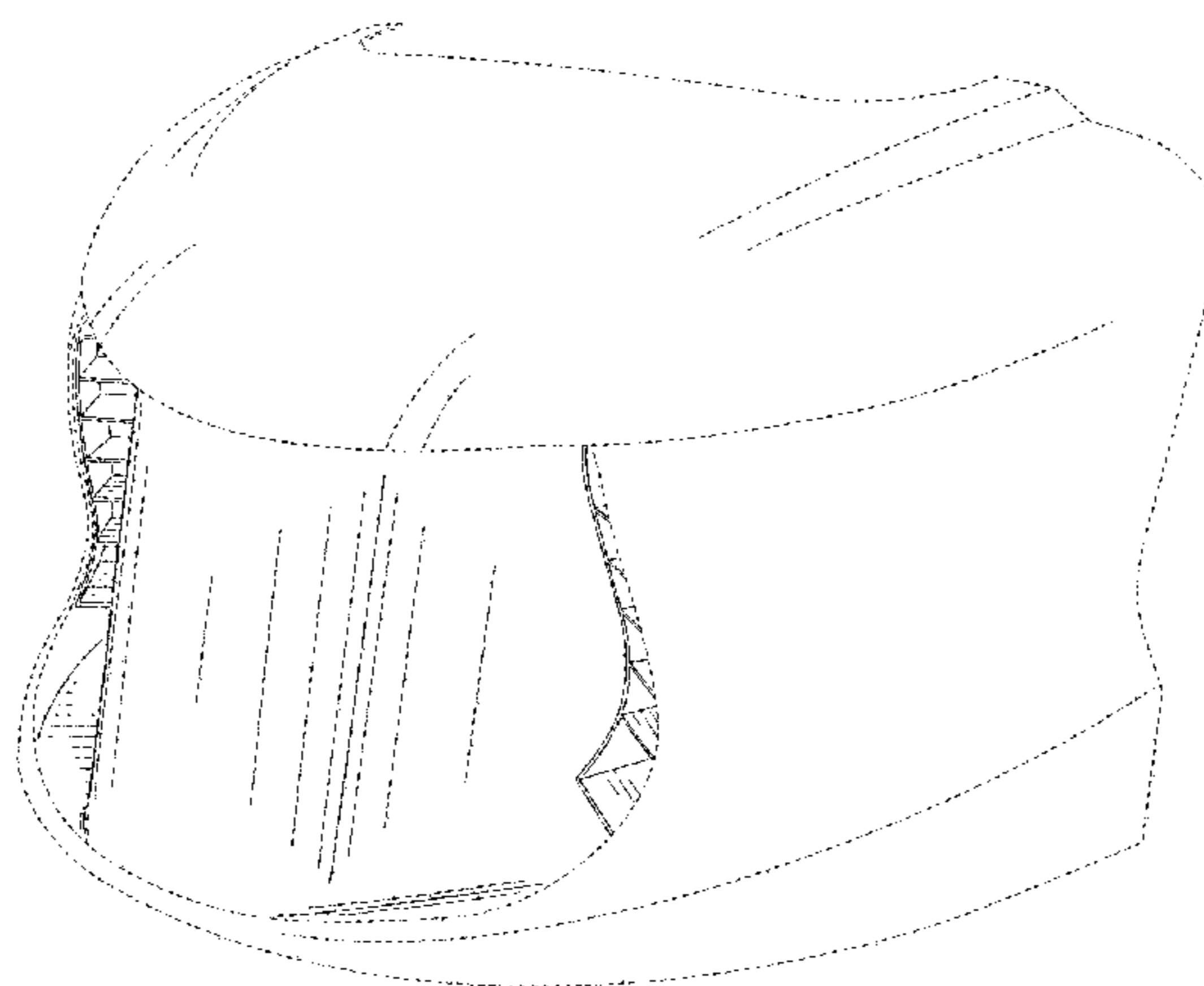
(57) **CLAIM**

The ornamental design for a roof component for a motor
vehicle, as shown and described.

DESCRIPTION

FIG. 1 is a front perspective view of a roof component for
a motor vehicle, showing our new design;
FIG. 2 is a rear perspective view of the embodiment shown
in FIG. 1;
FIG. 3 is a front elevation view of the embodiment shown
in FIG. 1;
FIG. 4 is a rear elevation view of the embodiment shown in
FIG. 1;
FIG. 5 is a side elevation view of the embodiment shown in
FIG. 1;
FIG. 6 is another side elevation view of the embodiment
shown in FIG. 1;
FIG. 7 is a top plan view of the embodiment shown in FIG.
1;
FIG. 8 is a bottom perspective view of the embodiment
shown in FIG. 1; and,
FIG. 9 is another perspective view of the embodiment shown
in FIG. 1 as shown in a motor vehicle environment.
The broken lines are for environmental purpose only and
form no part of the claimed design.
The dash dot lines are boundary lines intended to define
claimed and unclaimed areas of the design.
Further, the element may be of any color/shade or combi-
nation of colors/shades.
Still further, precise length of the article is not claimed.

1 Claim, 7 Drawing Sheets



(58) **Field of Classification Search**

CPC B60S 9/205
 See application file for complete search history.

D760,633 S *	7/2016	Peltola	D12/181
D772,127 S *	11/2016	Heilaneh	D12/181
D780,648 S *	3/2017	Pereira	D12/181
D782,947 S *	4/2017	Sausaman	D12/181
D820,749 S *	6/2018	Schellekens	D12/181
2007/0257513 A1 *	11/2007	Schwartz	B62D 35/001 296/180.3

(56) **References Cited**

U.S. PATENT DOCUMENTS

4,290,639 A	9/1981	Herpel	
4,318,566 A	3/1982	Fitzjarrell	
4,343,506 A	8/1982	Saltzman	
4,408,792 A	10/1983	Sullivan	
4,611,796 A	9/1986	Orr	
4,932,716 A	6/1990	Marlowe et al.	
4,957,322 A	9/1990	Marlowe et al.	
5,018,779 A	5/1991	Lund	
5,174,626 A	12/1992	Wiley, Jr. et al.	
5,249,837 A	10/1993	Luttrell	
5,755,485 A	5/1998	Christie et al.	
6,099,069 A	8/2000	Spears	
D436,894 S	1/2001	Barraclough et al.	
6,183,041 B1	2/2001	Wilson	
6,217,107 B1	4/2001	Langlois	
D475,657 S	6/2003	Wong et al.	
6,991,281 B2	1/2006	Spence et al.	
7,121,614 B2	10/2006	Kawai	
8,162,382 B2	4/2012	Hjelm et al.	
8,403,400 B2	3/2013	Brewer	
D687,359 S	8/2013	Peltola et al.	
D709,009 S *	7/2014	Brzustowicz	D12/181
D710,773 S *	8/2014	Ito	D12/181
8,801,077 B2	8/2014	Vogel et al.	
8,807,628 B1	8/2014	Pfaff	
8,807,630 B2	8/2014	Rode et al.	
D752,488 S *	3/2016	Peltola	D12/181

FOREIGN PATENT DOCUMENTS

WO	2008140362 A1	11/2008
WO	2010026444 A1	3/2010
WO	2013082484 A1	6/2013

OTHER PUBLICATIONS

European Patent No. 0661198 (A1); Publication Date: Jul. 5, 1995; Abstract Only; 2 Pages.
 Galipeau-Belair, "Design and Development of Side Underride Protection Devices (SUPD) for Heavy Vehicles," Master Degree Thesis, (Apr. 2014), 134 Pages.
 International Search Report for International Application No. PCT/US2015/060529; dated Feb. 3, 2016; 7 Pages.
 Japanese Patent No. 2001334962A; Date of Publication: Dec. 4, 2001; Abstract Only, 2 pages.
 Japanese Patent No. S5739881U; Date of Publication: Mar. 3, 1982; English Translation; 7 pages.
 Japanese Patent No. S5795264A; Date of Publication: Jun. 14, 1982; Abstract Only, 2 pages.
 Written Opinion of the International Search Report for International Application No. PCT/US2015/060529; dated Feb. 3, 2016; 10 Pages.

* cited by examiner




FIG. 1

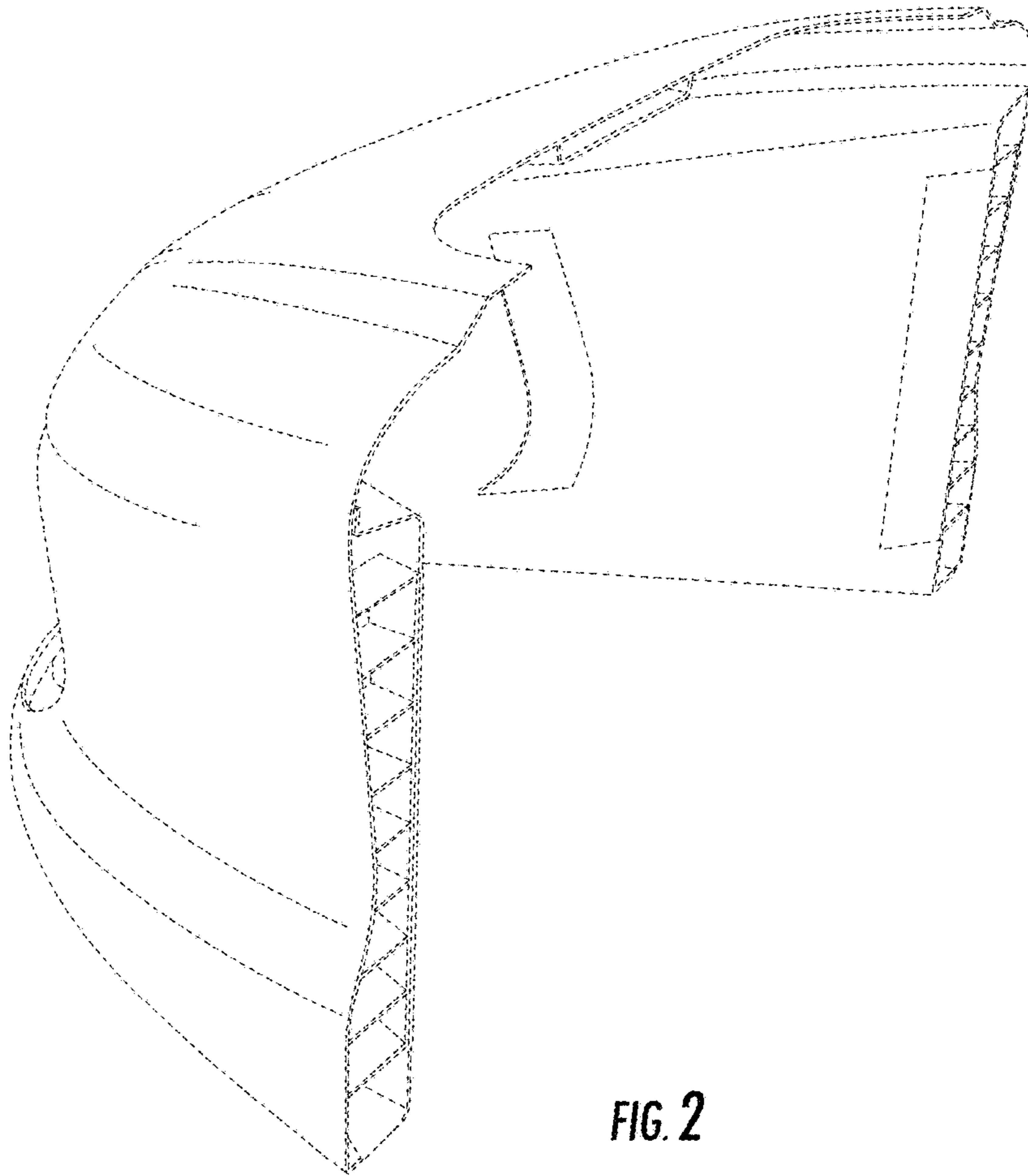


FIG. 2

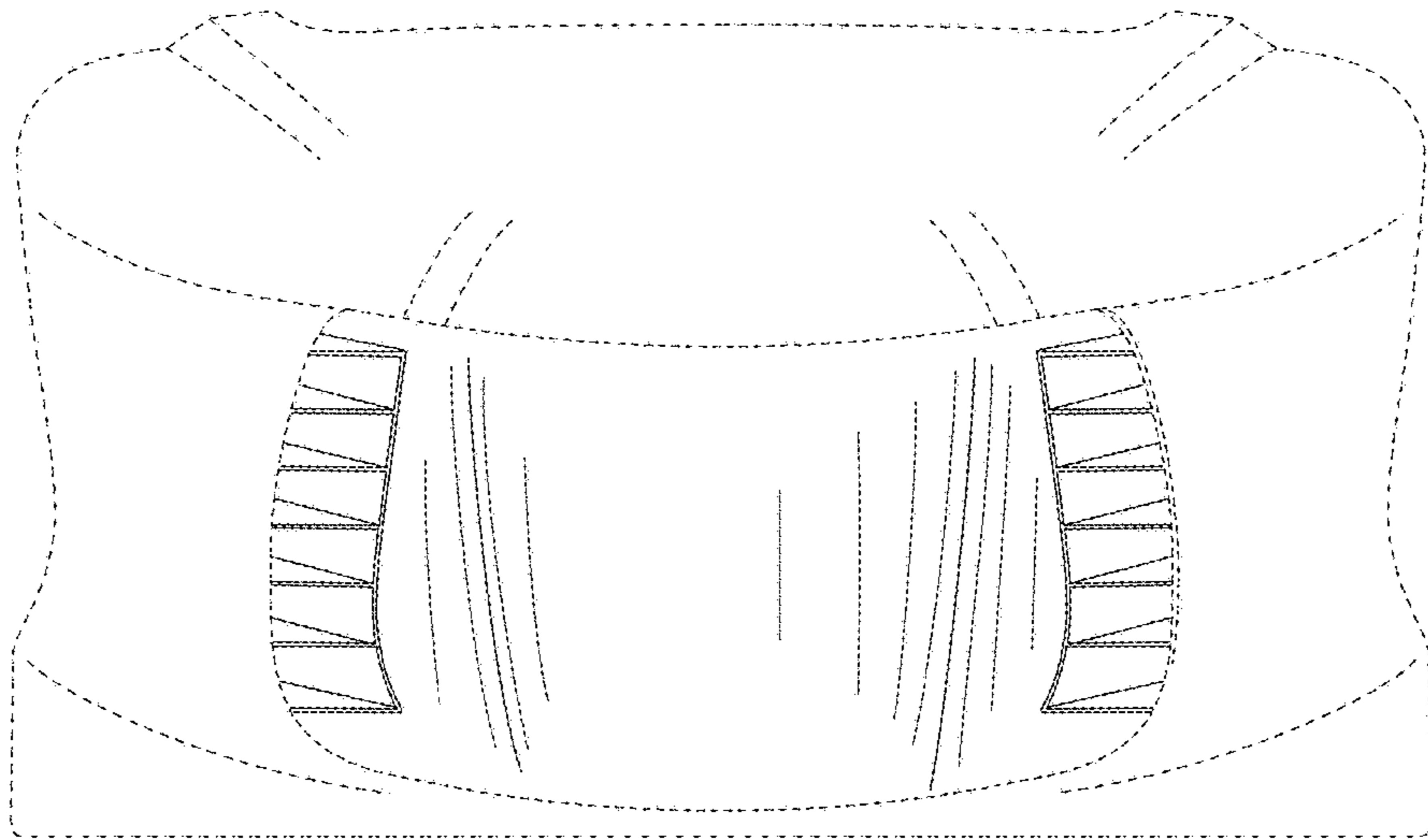


FIG. 3

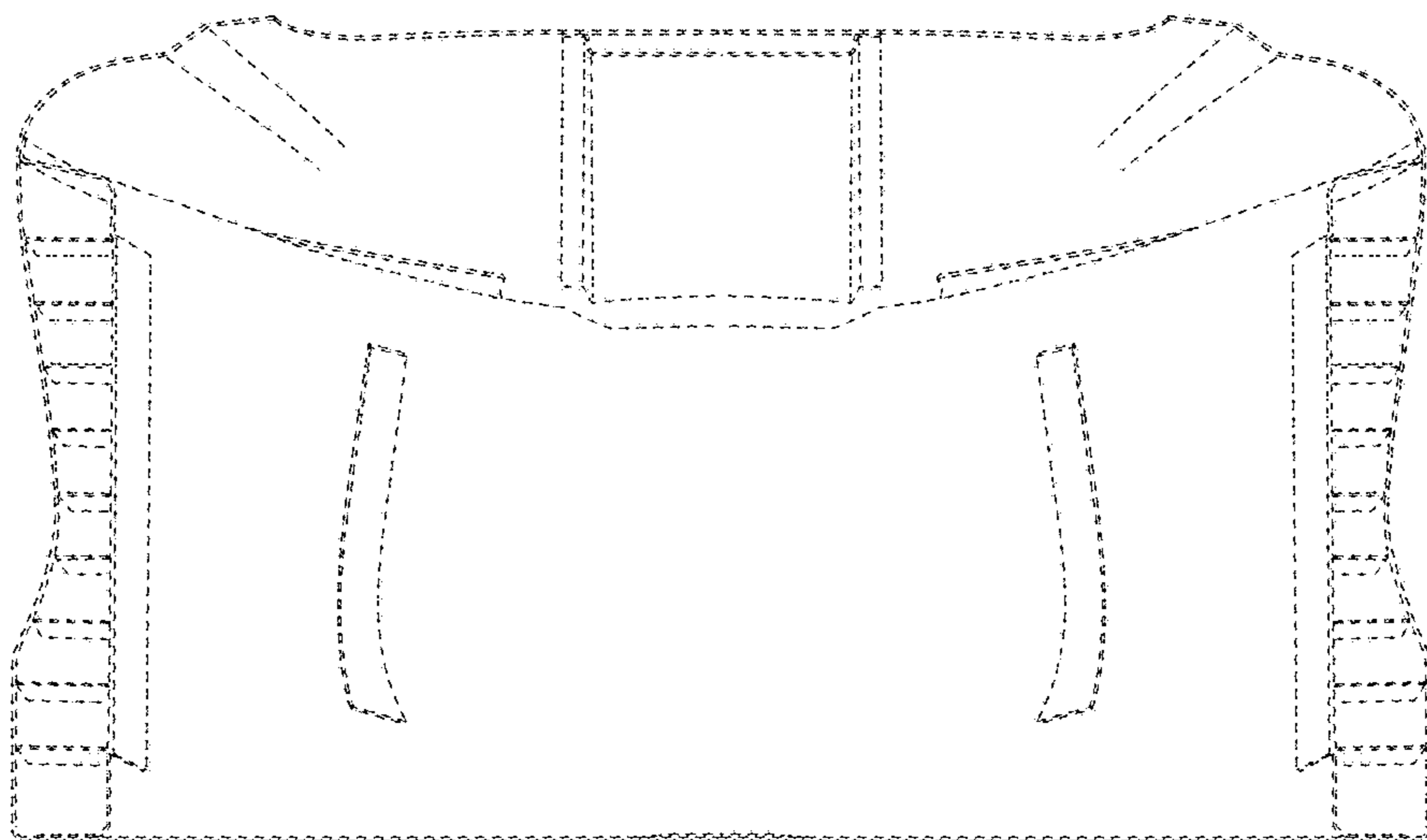


FIG. 4

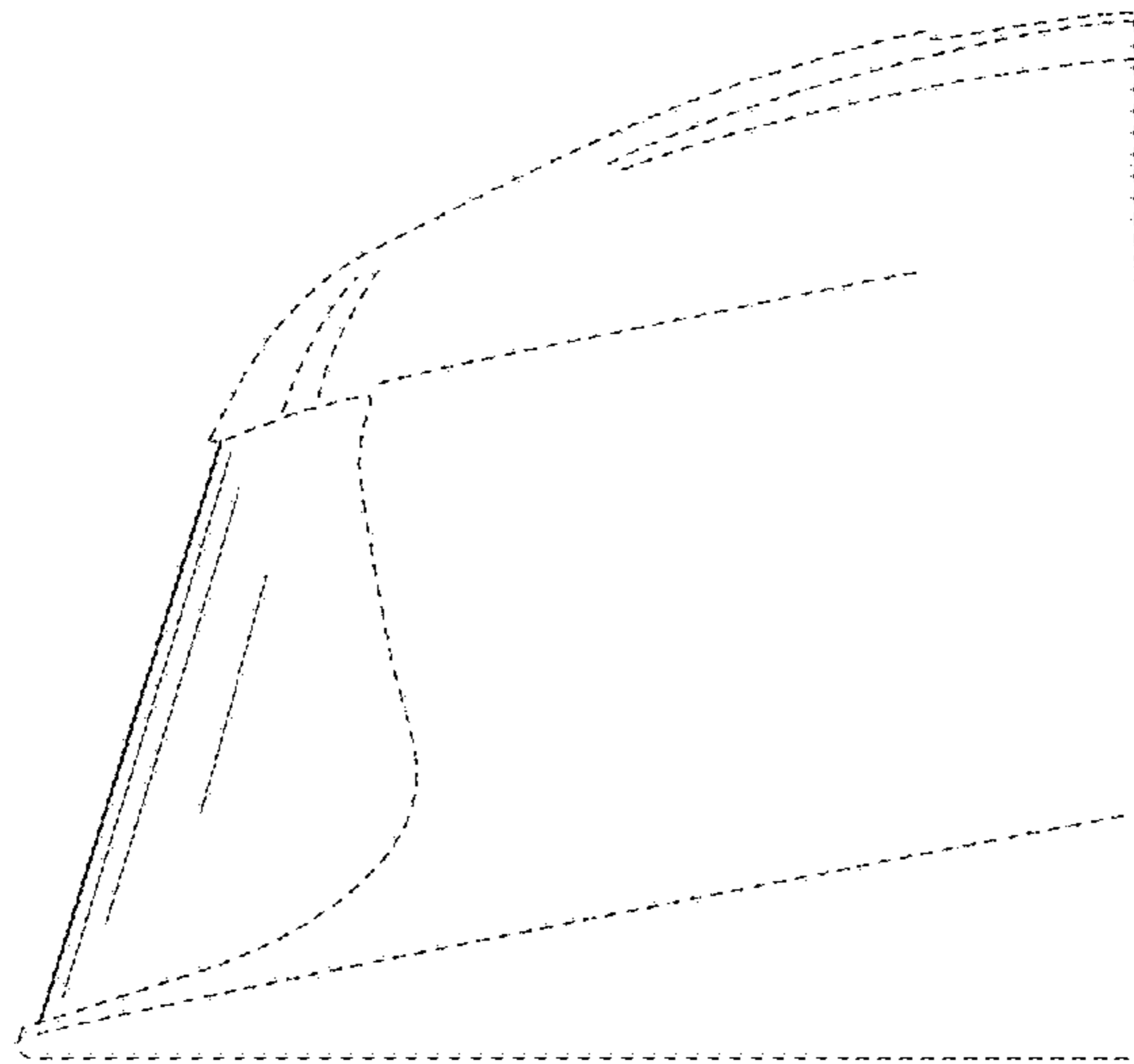


FIG. 5

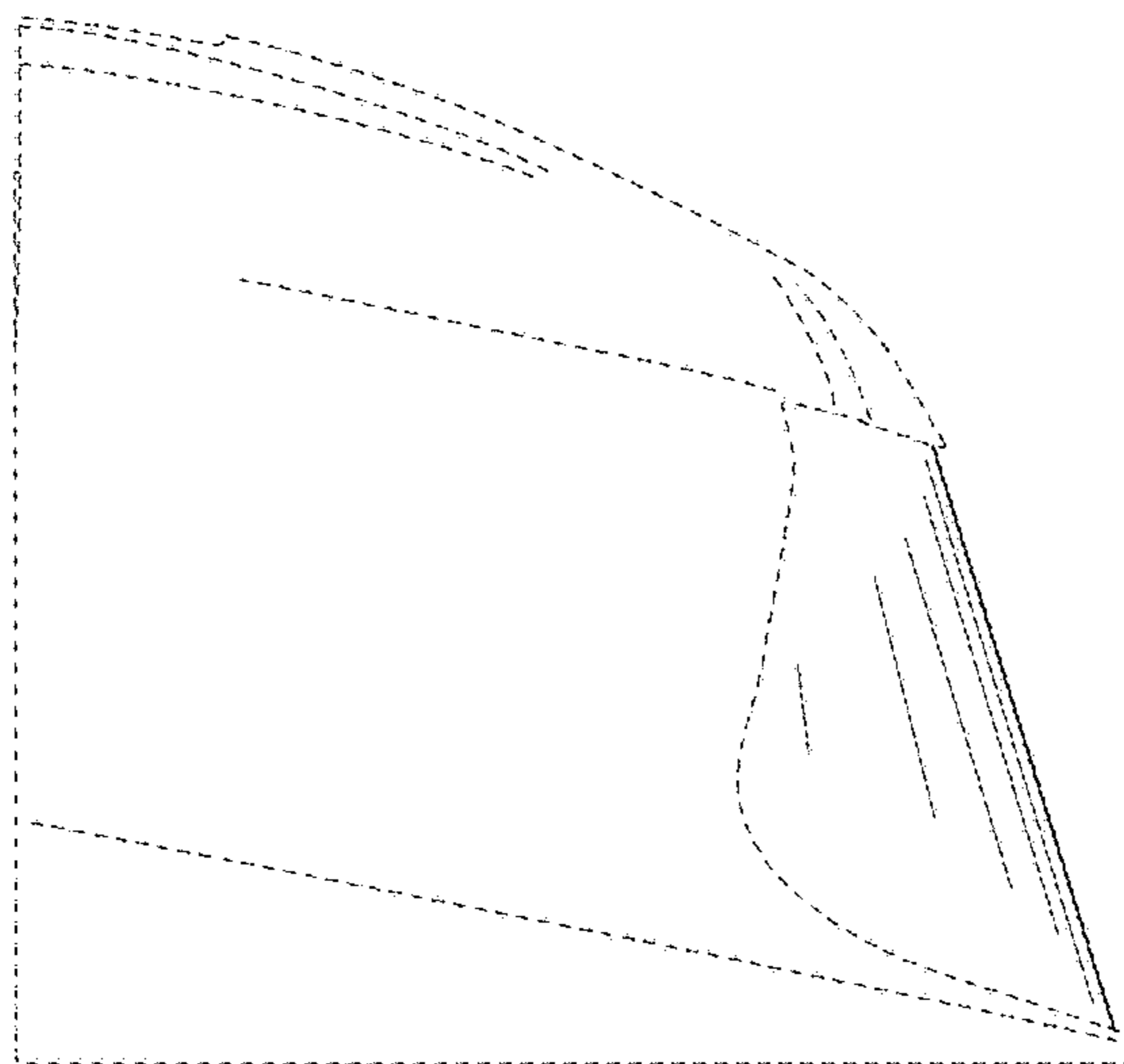


FIG. 6

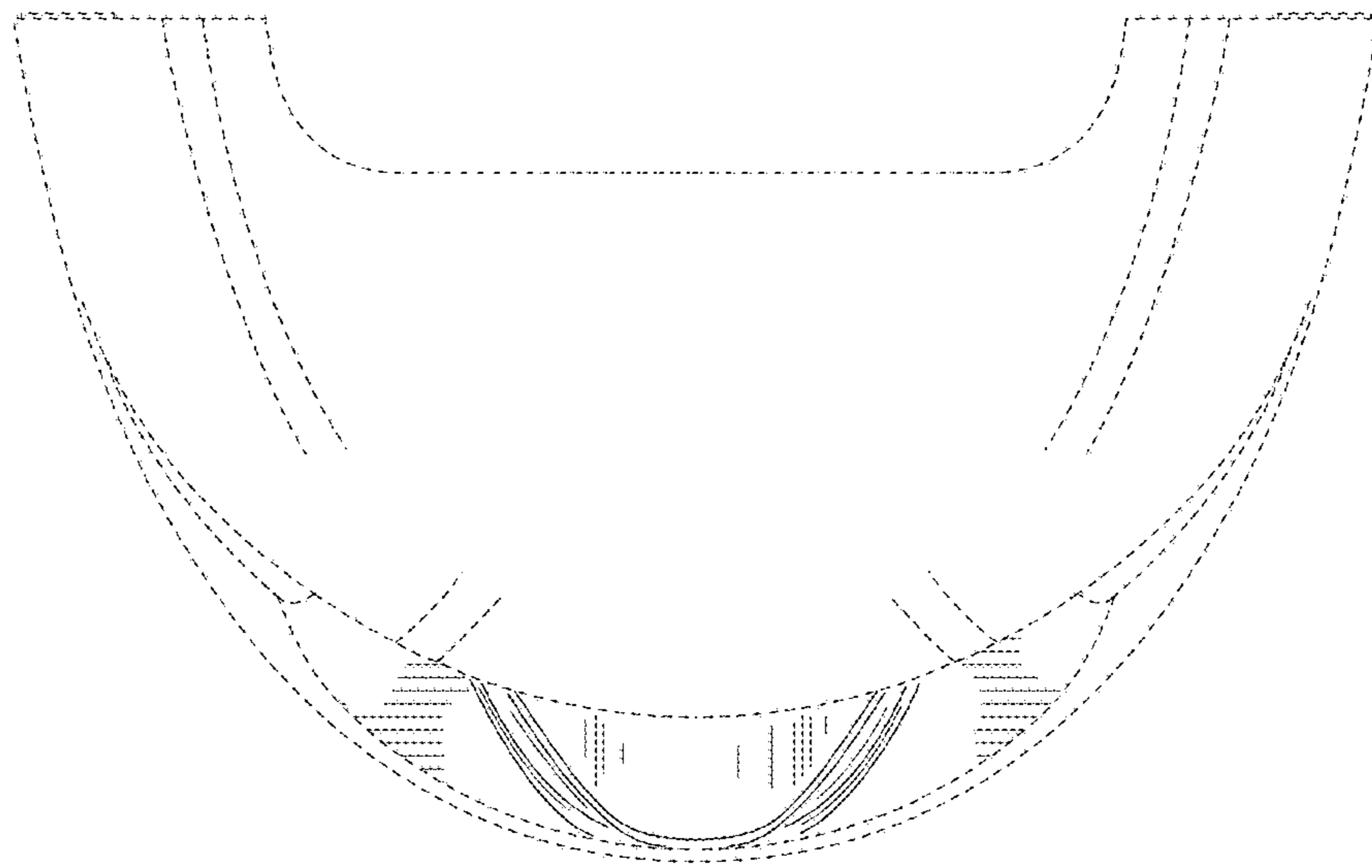


FIG. 7

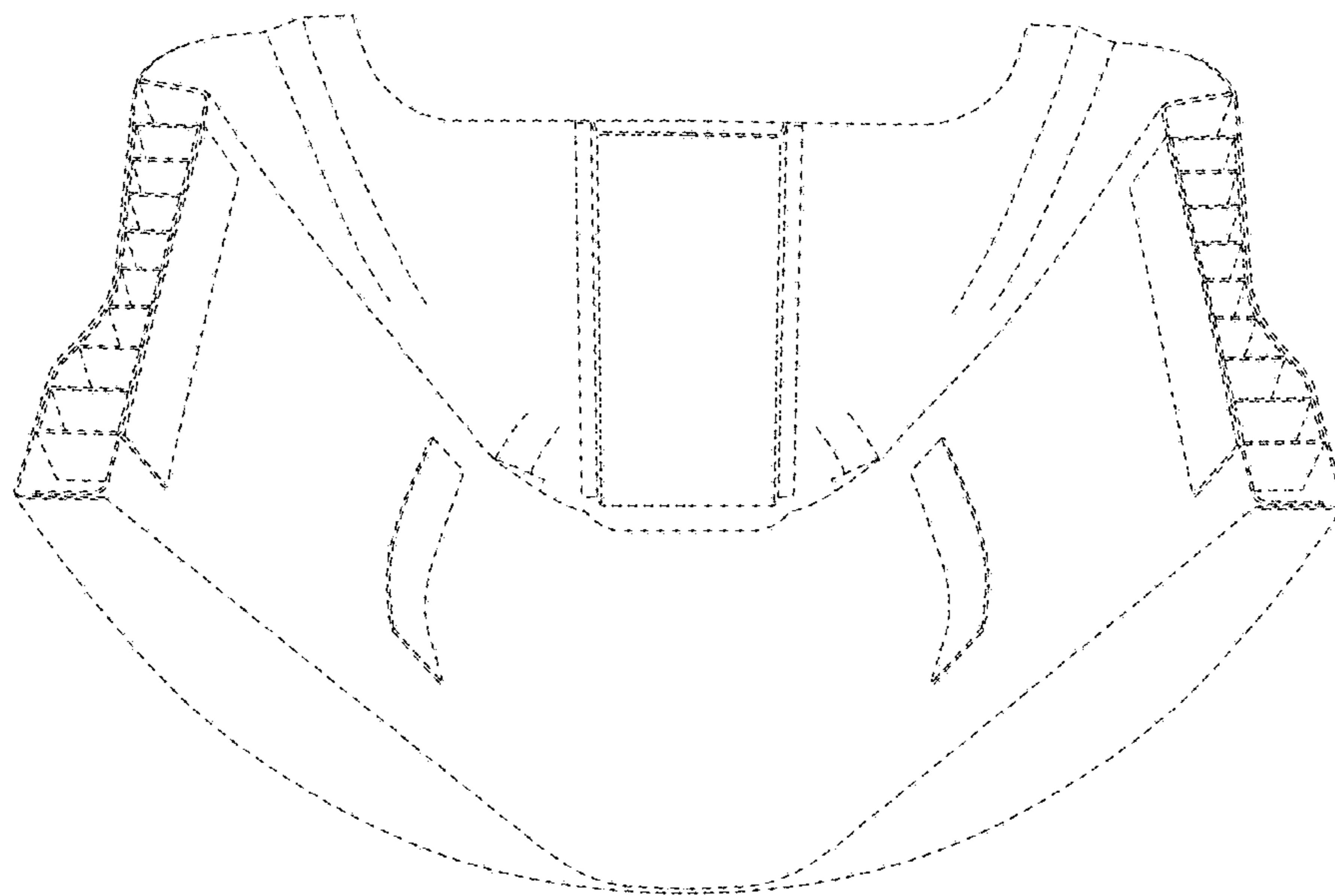


FIG. 8

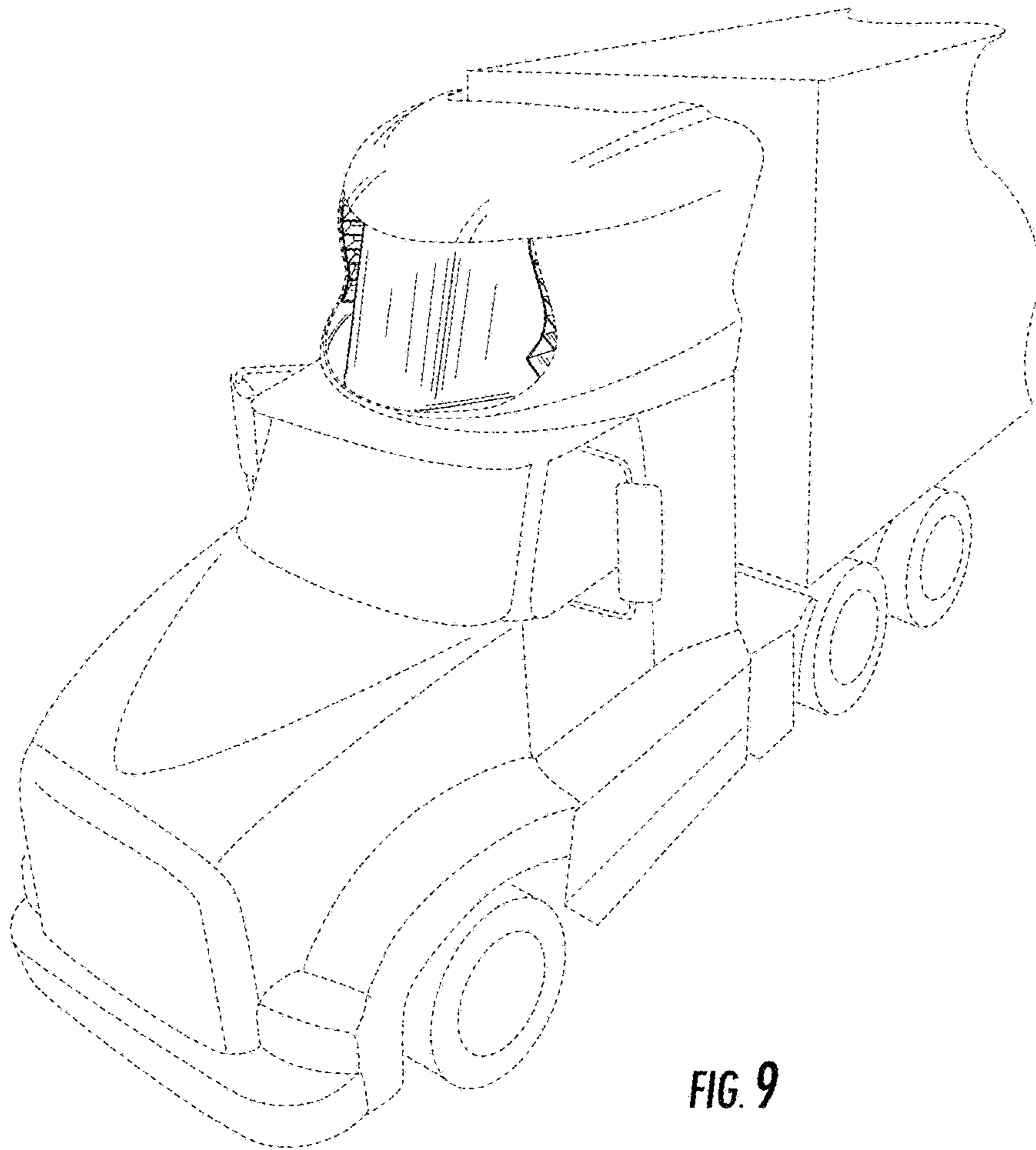


FIG. 9