



US00D862315S

(12) **United States Design Patent** (10) **Patent No.:** **US D862,315 S**  
**Takei et al.** (45) **Date of Patent:** **\*\* Oct. 8, 2019**

(54) **REAR BUMPER FOR AN AUTOMOBILE**

(71) Applicants: **Tatsuya Takei**, Toyota (JP); **Yahiko Kumai**, Toyota (JP); **Tomonori Matsumoto**, Irvine, CA (US)

(72) Inventors: **Tatsuya Takei**, Toyota (JP); **Yahiko Kumai**, Toyota (JP); **Tomonori Matsumoto**, Irvine, CA (US)

(73) Assignee: **TOYOTA JIDOSHA KABUSHIKI KAISHA** (JP)

(\*\*) Term: **15 Years**

(21) Appl. No.: **29/642,173**

(22) Filed: **Mar. 28, 2018**

(51) **LOC (12) Cl.** ..... **12-16**

(52) **U.S. Cl.**  
USPC ..... **D12/169**

(58) **Field of Classification Search**  
USPC ..... D12/169, 196, 86, 90-92, 163, 190, 98,  
D12/164; 293/102, 113, 115, 117, 120,  
293/193.11; 296/180.1, 180.2; 180/68.1,  
180/68.6  
CPC ..... B60R 19/52; B60K 11/08; B62D 25/08;  
B62B 9/16

See application file for complete search history.

(56) **References Cited**

**U.S. PATENT DOCUMENTS**

D821,942 S \* 7/2018 Oh et al. .... 12/92  
D823,745 S \* 7/2018 Yeo ..... D12/169  
D841,534 S \* 2/2019 Leong ..... D12/169  
D847,707 S \* 5/2019 Park Cheng et al. .... D12/169

**OTHER PUBLICATIONS**

Netcarshow, Toyota FT-1 Concept (2014), <[https://www.netcarshow.com/toyota/2014-ft-1\\_concept/](https://www.netcarshow.com/toyota/2014-ft-1_concept/)>, available as early as Mar. 29, 2016.

Netcarshow, Toyota GT 86 (2013), <[https://www.netcarshow.com/toyota/2013-gt\\_86/](https://www.netcarshow.com/toyota/2013-gt_86/)>, available as early as Mar. 29, 2016.

Netcarshow, Alfa Romeo 4C (2014), <[https://www.netcarshow.com/alfa\\_romeo/2014-4c/](https://www.netcarshow.com/alfa_romeo/2014-4c/)>, available as early as Mar. 29, 2016.

\* cited by examiner

*Primary Examiner* — Melody N Brown

(74) *Attorney, Agent, or Firm* — Saidman DesignLaw Group, LLC

(57) **CLAIM**

The ornamental design for a rear bumper for an automobile, as shown and described.

**DESCRIPTION**

FIG. 1 is a perspective view of a rear bumper for an automobile showing our new design;  
FIG. 2 is a front view thereof;  
FIG. 3 is a rear view thereof;  
FIG. 4 is a left side view thereof;  
FIG. 5 is a right side view thereof;  
FIG. 6 is a top view thereof; and,  
FIG. 7 is a bottom view thereof.

The claimed design is indicated by the relatively dark portions in the figures. The relatively light portions form no part of the claimed design.

**1 Claim, 7 Drawing Sheets**





FIG. 1




FIG. 2






FIG. 3




FIG. 4




FIG. 5



FIG. 6




FIG. 7