

US00D862314S

(12) **United States Design Patent** (10) **Patent No.:** **US D862,314 S**  
**Takei et al.** (45) **Date of Patent:** **\*\* Oct. 8, 2019**

(54) **FRONT BUMPER FOR AN AUTOMOBILE**

D811,941 S \* 3/2018 Buck ..... D12/92  
D823,731 S \* 7/2018 Kim ..... D12/92  
D840,295 S \* 2/2019 Peat ..... D12/169

(71) Applicants: **Tatsuya Takei**, Toyota (JP); **Yahiko Kumai**, Toyota (JP); **Tomonori Matsumoto**, Irvine, CA (US)

**OTHER PUBLICATIONS**

(72) Inventors: **Tatsuya Takei**, Toyota (JP); **Yahiko Kumai**, Toyota (JP); **Tomonori Matsumoto**, Irvine, CA (US)

Netcarshow, Toyota FT-1 Concept (2014), <[https://www.netcarshow.com/toyota/2014-ft-1\\_concept/](https://www.netcarshow.com/toyota/2014-ft-1_concept/)>, available as early as Mar. 29, 2016.

Netcarshow, Toyota GT 86 (2013), <[https://www.netcarshow.com/toyota/2013-gt\\_86/](https://www.netcarshow.com/toyota/2013-gt_86/)>, available as early as Mar. 29, 2016.

(73) Assignee: **TOYOTA JIDOSHA KABUSHIKI KAISHA** (JP)

Netcarshow, Alfa Romeo 4C (2014), <[https://www.netcarshow.com/alfa\\_romeo/2014-4c/](https://www.netcarshow.com/alfa_romeo/2014-4c/)>, available as early as Mar. 29, 2016.

(\*\*) Term: **15 Years**

\* cited by examiner

(21) Appl. No.: **29/642,164**

*Primary Examiner* — Melody N Brown

(22) Filed: **Mar. 28, 2018**

(74) *Attorney, Agent, or Firm* — Saidman DesignLaw Group, LLC

(51) **LOC (12) Cl.** ..... **12-16**

(52) **U.S. Cl.**  
USPC ..... **D12/169**

(57) **CLAIM**

The ornamental design for a front bumper for an automobile, as shown and described.

(58) **Field of Classification Search**

**DESCRIPTION**

USPC ..... D12/169, 196, 86, 90-92, 163, 190, 98, D12/164; 293/102, 113, 115, 117, 120, 293/193.11; 296/180.1, 180.2; 180/68.1, 180/68.6  
CPC ..... B60R 19/52; B60K 11/08; B62D 25/08; B62B 9/16

FIG. 1 is a perspective view of a front bumper for an automobile showing our new design;  
FIG. 2 is a front view thereof;  
FIG. 3 is a rear view thereof;  
FIG. 4 is a left side view thereof;  
FIG. 5 is a right side view thereof;  
FIG. 6 is a top view thereof; and,  
FIG. 7 is a bottom view thereof.

See application file for complete search history.


The claimed design is indicated by the relatively dark portions in the figures. The relatively light portions form no part of the claimed design.

(56) **References Cited**

**U.S. PATENT DOCUMENTS**

D696,167 S \* 12/2013 Ito ..... D12/169  
D751,956 S \* 3/2016 Hirai ..... D12/169

**1 Claim, 7 Drawing Sheets**






FIG. 1




FIG. 2

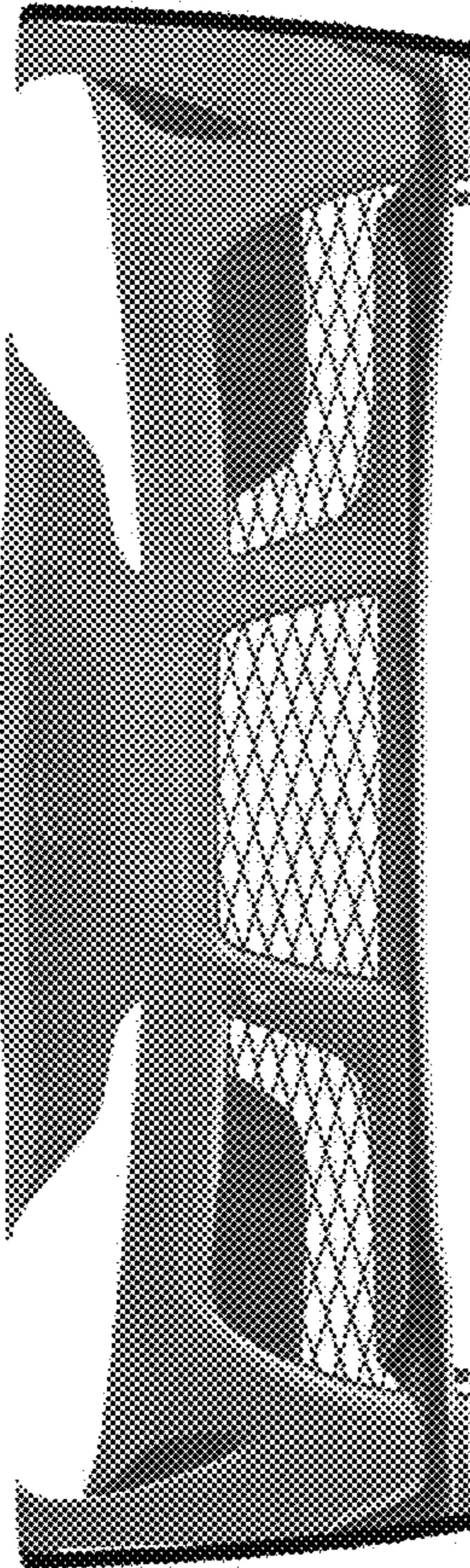


FIG. 3




FIG. 4




FIG. 5




FIG. 6




FIG. 7