



US00D862310S

(12) **United States Design Patent**
Munakata et al.

(10) **Patent No.:** **US D862,310 S**

(45) **Date of Patent:** **** Oct. 8, 2019**

- (54) **RADIATOR GRILL FOR AUTOMOBILE**
- (71) Applicant: **Nissan Motor Co., Ltd.**, Yokohama, Kanagawa (JP)
- (72) Inventors: **Kenichi Munakata**, Tokyo (JP); **Takumi Yoneyama**, Tokyo (JP)
- (73) Assignee: **Nissan Motor Co., Ltd.**, Yokohama (JP)

D739,796 S *	9/2015	Gunnarson	D12/163
D756,854 S *	5/2016	Horiuchi	D12/163
D773,347 S *	12/2016	Whang	D12/163
D774,998 S *	12/2016	Munakata	D12/163
D784,215 S *	4/2017	Peat	D12/169

(Continued)

FOREIGN PATENT DOCUMENTS

JP	D1391504 S	7/2010
JP	D1439333 S	5/2012

(Continued)

- (**) Term: **15 Years**
- (21) Appl. No.: **29/602,094**

OTHER PUBLICATIONS

Japanese Design Registration No. D1555484, published Aug. 8, 2016, Secret Design, cited by the Examiner in the Office Action for the corresponding Japanese Design Application No. 2016-023731 dated Jun. 6, 2017.

Primary Examiner — Robin V Webster
Assistant Examiner — Rachel Voorhies

- (30) **Foreign Application Priority Data**
Oct. 31, 2016 (JP) 2016-023731
- (51) **LOC (12) Cl.** **12-16**
- (52) **U.S. Cl.**
USPC **D12/163**
- (58) **Field of Classification Search**
USPC D12/163, 169, 196, 86, 90-92, 88
CPC B62D 25/08; B60K 11/08; B60R 19/50
See application file for complete search history.

(57) **CLAIM**

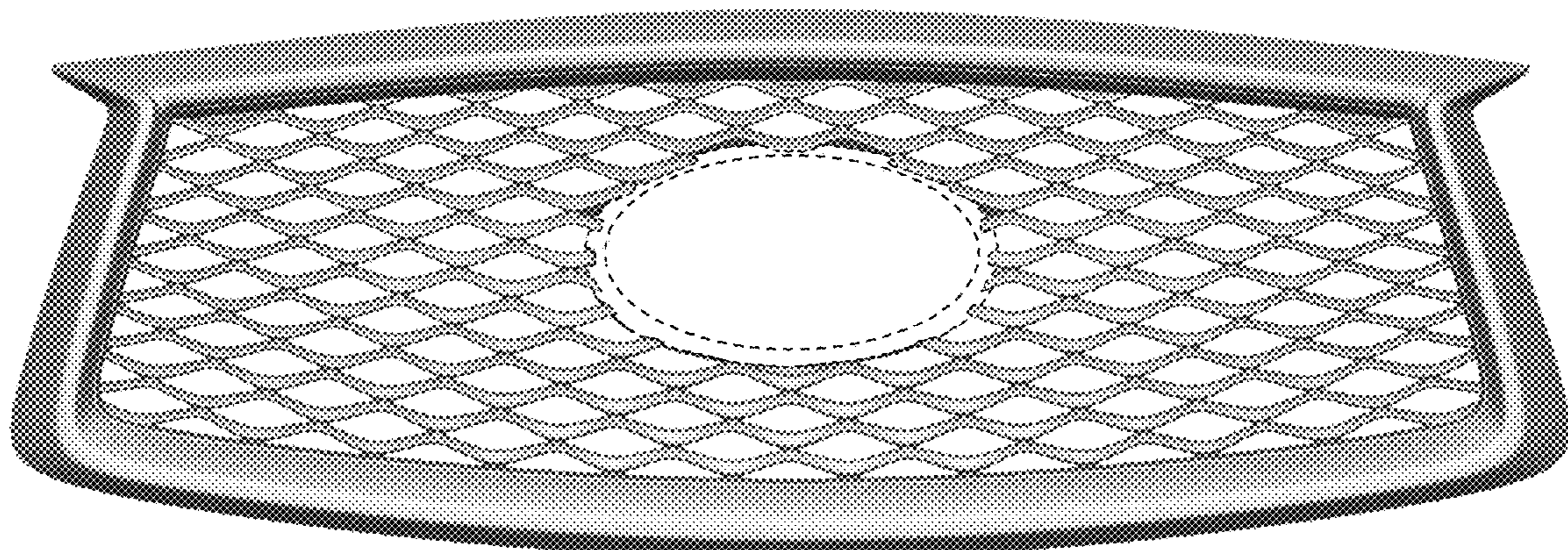
The ornamental design for a radiator grill for an automobile, as shown and described.

DESCRIPTION

FIG. 1 is a front elevational view of a radiator grill for an automobile in accordance with our new design; FIG. 2 is a top plan view thereof; FIG. 3 is a bottom plan view thereof; FIG. 4 is a left side elevational view thereof; FIG. 5 is a right side elevational view thereof; FIG. 6 is a left side perspective view thereof; and, FIG. 7 is a right side perspective view thereof. The broken line showing of the radiator grill is for purpose of illustrating environmental structure and forms no part of the claimed design. The rear view of the radiator grill forms no part of the claimed design.

1 Claim, 7 Drawing Sheets

- (56) **References Cited**
U.S. PATENT DOCUMENTS
7,153,092 B1 * 12/2006 Randolph F03D 3/00
416/55
D592,562 S * 5/2009 Kouzai D12/163
D598,334 S * 8/2009 Giachin D12/163
D626,464 S * 11/2010 Yanase D12/163
D629,339 S * 12/2010 Choi D12/163
D664,479 S * 7/2012 Platto D12/163
D667,762 S * 9/2012 Yanase D12/163
D675,134 S * 1/2013 Yamamoto D12/163
D682,753 S * 5/2013 Yoshida D12/163
D689,414 S * 9/2013 Endo D12/163
D718,196 S * 11/2014 Whang D12/171
D729,705 S * 5/2015 Gunnarson D12/163



(56)

References Cited

U.S. PATENT DOCUMENTS

D786,150 S * 5/2017 Carter D12/169
D800,033 S * 10/2017 Yokoi D12/169
D807,238 S * 1/2018 Komuro D12/163
D811,272 S * 2/2018 Munakata D12/92
D811,940 S * 3/2018 Munakata F03D 3/00
D12/92
2004/0190985 A1* 9/2004 Aigner B60R 19/52
403/329
2006/0119115 A1* 6/2006 Filip B60R 19/52
293/115
2016/0137053 A1* 5/2016 Dubey B60K 11/04
180/68.1
2017/0137954 A1* 5/2017 Hashimoto B60K 11/08

FOREIGN PATENT DOCUMENTS

JP D1449820 S 8/2012
JP D1471890 S 6/2013
JP D1513123 S 12/2014
JP D1549272 S 5/2016
JP D1527902 S 6/2017

* cited by examiner

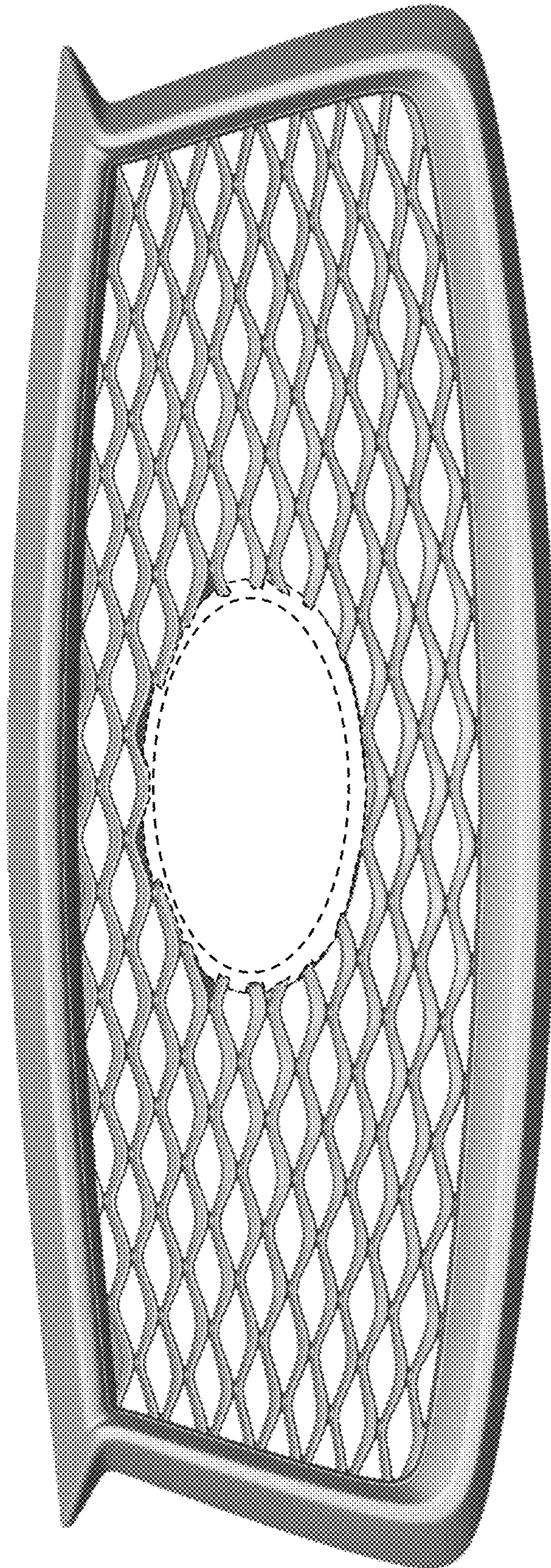


FIG. 1

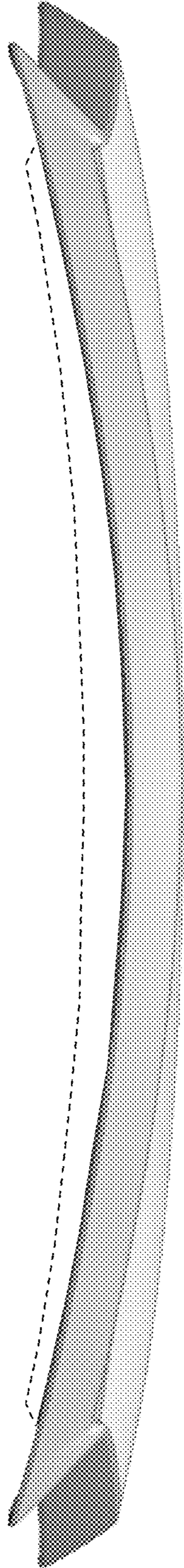


FIG. 2

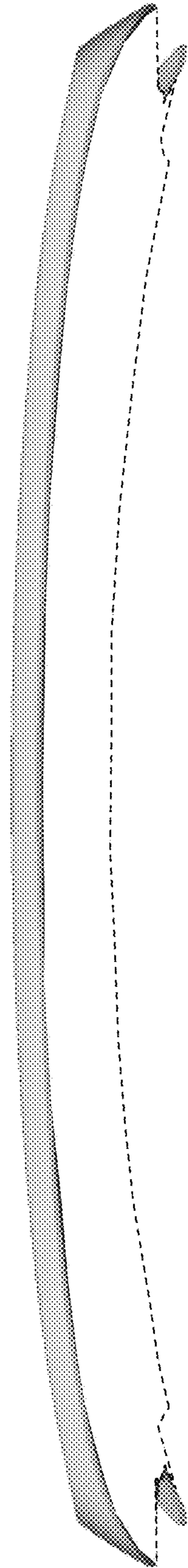


FIG. 3

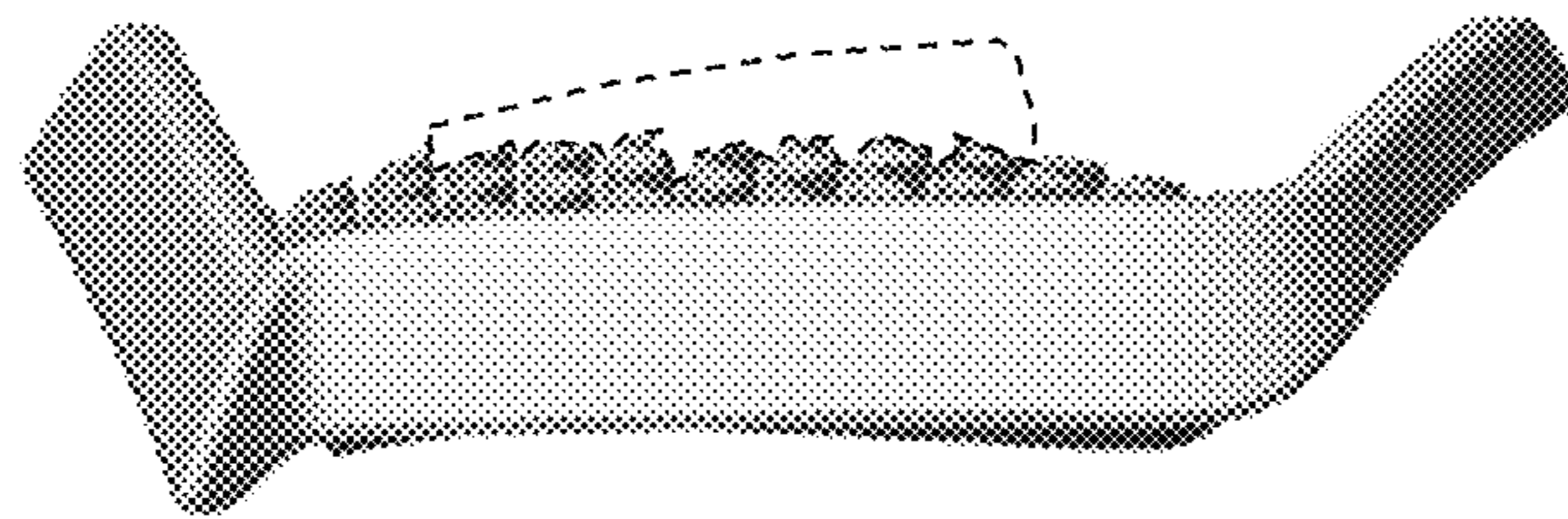


FIG. 4

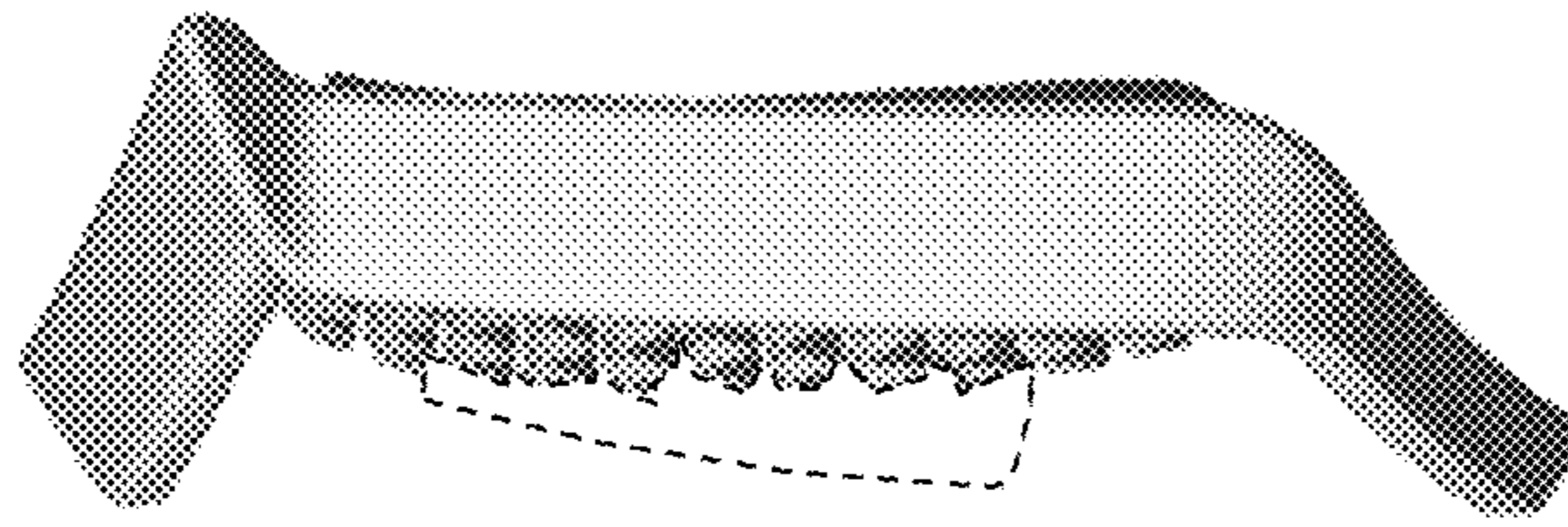


FIG. 5

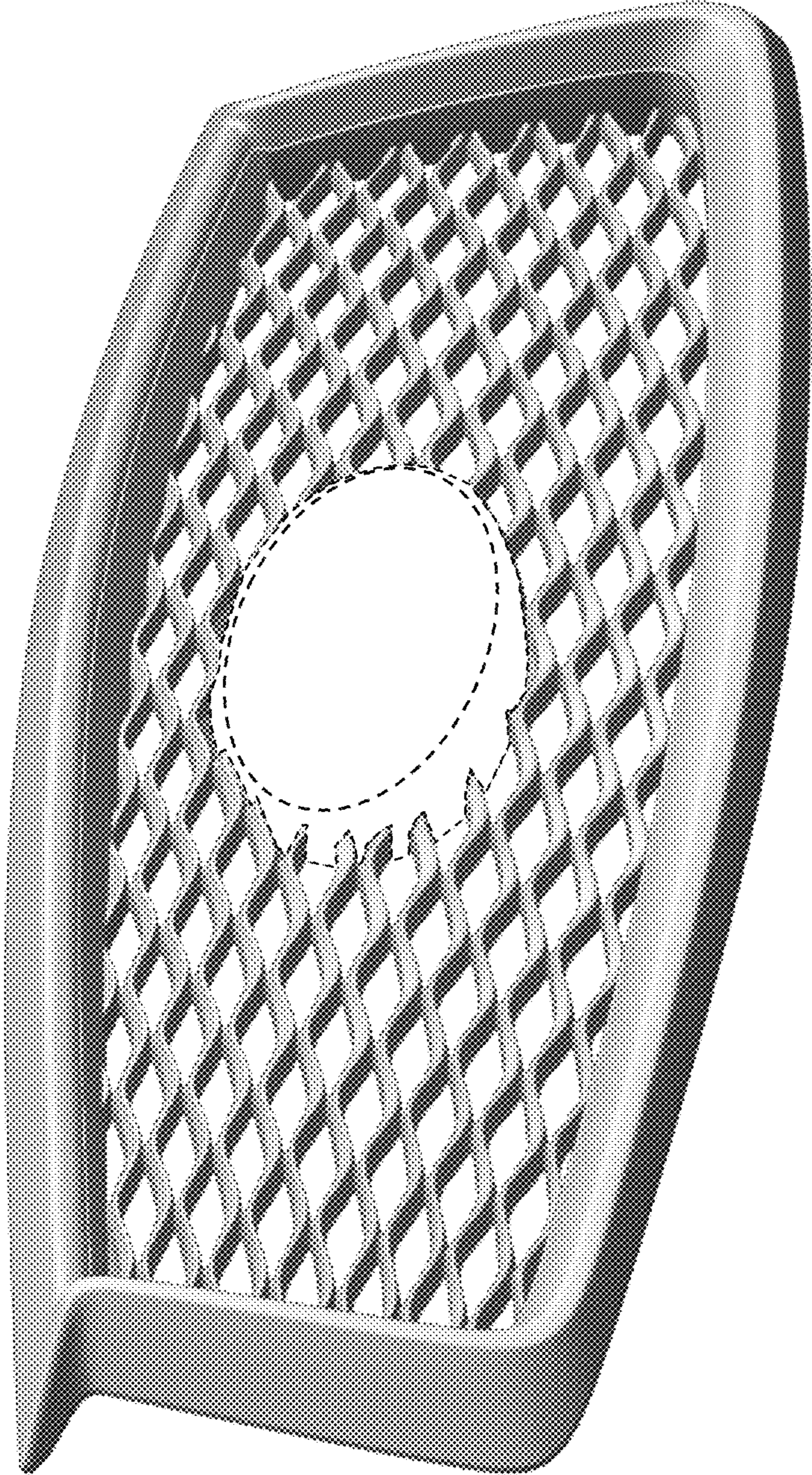


FIG. 6

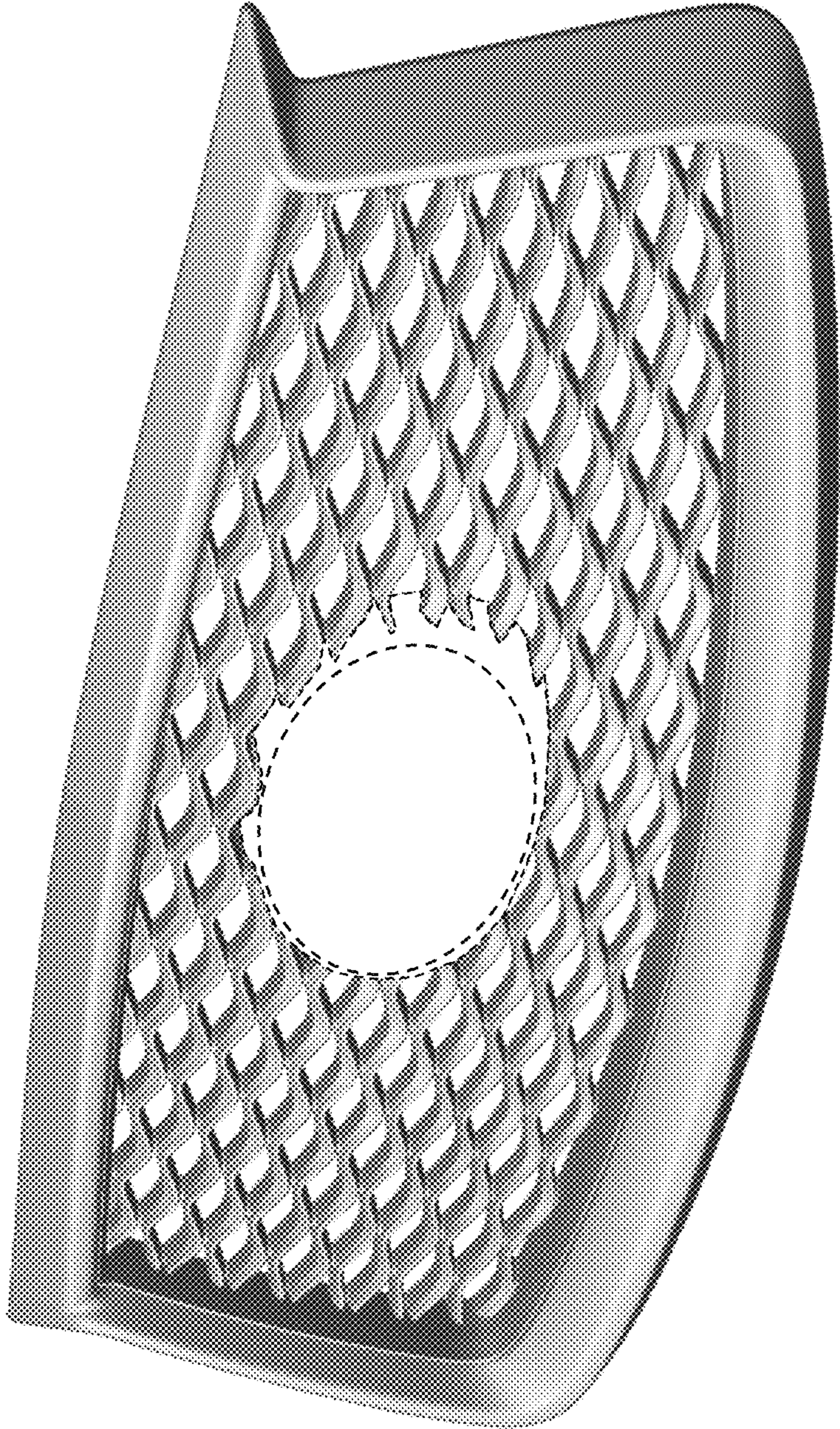


FIG. 7