



US00D862279S

(12) **United States Design Patent**
Joshi

(10) **Patent No.:** **US D862,279 S**
(45) **Date of Patent:** **** Oct. 8, 2019**

- (54) **ADJUSTABLE RING**
- (71) Applicant: **Jewelex New York, Ltd.**, New York, NY (US)
- (72) Inventor: **Shashikant Dhaku Joshi**, Thane (IN)
- (73) Assignee: **JEWELX NEW YORK, LTD.**, New York, NY (US)
- (**) Term: **15 Years**
- (21) Appl. No.: **29/681,494**
- (22) Filed: **Feb. 26, 2019**
- (51) **LOC (12) Cl.** **11-01**
- (52) **U.S. Cl.**
USPC **D11/26**
- (58) **Field of Classification Search**
USPC D11/3-5, 26-43, 45, 79, 89-92, 86;
D7/633; D8/354, 356, 397, 399; D6/546
CPC .. A44C 5/00; A44C 7/00; A44C 7/002; A44C
7/004; A44C 9/00; A44C 9/0007; A44C
9/0015; A44C 9/0023; A44C 9/003; A44C
9/0038; A44C 9/0046; A44C 9/0053;
A44C 9/0061; A44C 9/0069; A44C
9/0076; A44C 15/001; A44C 17/02; A44C
17/0208; A44C 17/0216; A44C 17/0225;
A44C 17/0233; A44C 17/0241; A44C
17/025; A44C 17/0258
See application file for complete search history.

- (56) **References Cited**
U.S. PATENT DOCUMENTS

135,712 A * 2/1873 Jenks A45C 11/324
70/456 R
300,286 A * 6/1884 Salisbury A44C 5/12
63/9
1,586,606 A * 6/1926 Cain A44C 9/003
63/1.12

- 1,754,392 A * 4/1930 Levin A44C 9/02
63/15.6
- 1,778,313 A * 10/1930 Darling A44C 5/246
24/188
- 1,809,045 A * 6/1931 Kraft A44C 9/02
63/15.6
- 1,858,861 A * 5/1932 Levin A44C 9/02
63/15.6
- 1,864,447 A * 6/1932 Lev A44C 9/00
63/15.6
- D163,451 S * 5/1951 Fass D10/32
- 2,817,219 A * 12/1957 Campbell A44C 9/02
63/15.6
- 3,221,514 A * 12/1965 Newman A44C 9/02
63/15.7
- 3,238,741 A * 3/1966 Johnson A44C 9/02
63/15.6

(Continued)

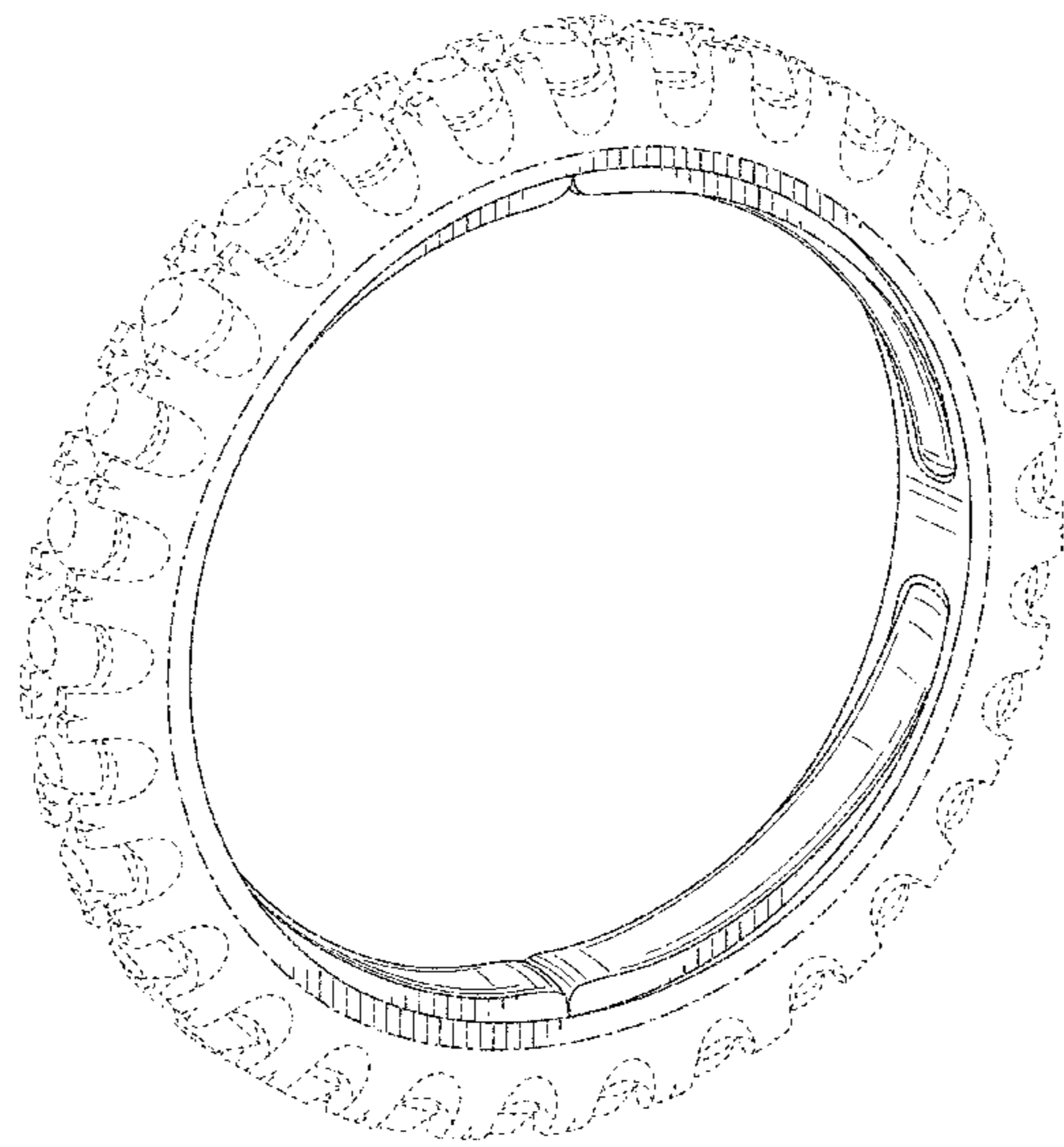
Primary Examiner — Michael A. Pratt
Assistant Examiner — Wendy L Arminio
(74) *Attorney, Agent, or Firm* — Andrew F. Young, Esq.;
Lackebach Siegel, LLP

(57) **CLAIM**
The ornamental design for an adjustable ring, as shown and described.

DESCRIPTION

FIG. 1 is front top perspective view of an adjustable ring showing my new design.
FIG. 2 is a front bottom perspective view thereof.
FIG. 3 is a front elevation view thereof.
FIG. 4 is a rear elevation view thereof.
FIG. 5 is a left side elevation view thereof.
FIG. 6 is a right side elevation view thereof.
FIG. 7 is a top plan view thereof; and,
FIG. 8 is a bottom plan view thereof.
The dash-dot-dash broken lines depict the boundaries of the claim and form no part thereof. The dash-dash broken lines depict environment and form no part of the claimed design.

1 Claim, 6 Drawing Sheets



(56)

References Cited

U.S. PATENT DOCUMENTS

3,354,669	A *	11/1967	McLees, Jr.	A44C 9/02 63/15.6	D545,235	S *	6/2007	Carter-Smith	D11/27
3,423,956	A *	1/1969	Moe	A44C 9/02 63/15.45	7,225,639	B2	6/2007	Flaviano	
3,736,770	A *	6/1973	Kelrick	A44C 9/02 63/15.7	7,409,836	B2	8/2008	Czajka et al.	
4,471,634	A	9/1984	Kaplan		7,430,879	B2	10/2008	Czajka et al.	
4,697,437	A *	10/1987	D'Annunzio	A44C 9/02 63/15.5	7,571,623	B2	8/2009	Kretchner et al.	
4,753,087	A	6/1988	D'Annunzio		7,845,191	B2	12/2010	Czajka et al.	
4,790,148	A *	12/1988	Faini	A44C 9/0038 24/574.1	7,861,554	B2	1/2011	Czajka et al.	
4,903,507	A *	2/1990	Gesensway	A44C 9/02 63/15.45	D710,737	S *	8/2014	West	D11/3
5,131,243	A *	7/1992	Coleman	A44C 9/02 63/15.5	9,314,070	B2	4/2016	Koc et al.	
5,186,023	A *	2/1993	Goldberg	A44C 9/0038 63/15.5	D758,908	S *	6/2016	Waud	A44C 5/003 D11/3
5,253,491	A	10/1993	Buontempo et al.		D766,234	S *	9/2016	Francis	D11/4
5,636,531	A *	6/1997	Miller	A44C 9/02 63/15.6	D793,272	S *	8/2017	Tsang	D11/3
6,003,334	A	12/1999	Miller		D810,606	S *	2/2018	Lau	D11/26
6,672,105	B1	1/2004	Sills		D832,130	S *	10/2018	Bostic	D11/4
6,748,764	B1	6/2004	Roemer		D833,904	S *	11/2018	Allard	D11/3
7,073,351	B2	7/2006	Baum et al.		D840,260	S *	2/2019	Forster	D11/3
D530,237	S *	10/2006	Low	D11/26	2003/0110549	A1 *	6/2003	Yeager	A44C 5/0007 2/170
7,150,164	B2	10/2006	Sills		2006/0075781	A1 *	4/2006	Kretchmer	A44C 5/0092 63/5.1
					2006/0162380	A1 *	7/2006	Czajka	A44C 9/02 63/15.6
					2007/0137249	A1 *	6/2007	Czajka	A44C 9/02 63/15.6
					2015/0121958	A1 *	5/2015	Murray	A44C 9/0023 63/15.1
					2015/0296932	A1	10/2015	Escobar	
					2019/0014869	A1 *	1/2019	Yep	A44C 9/0053

* cited by examiner

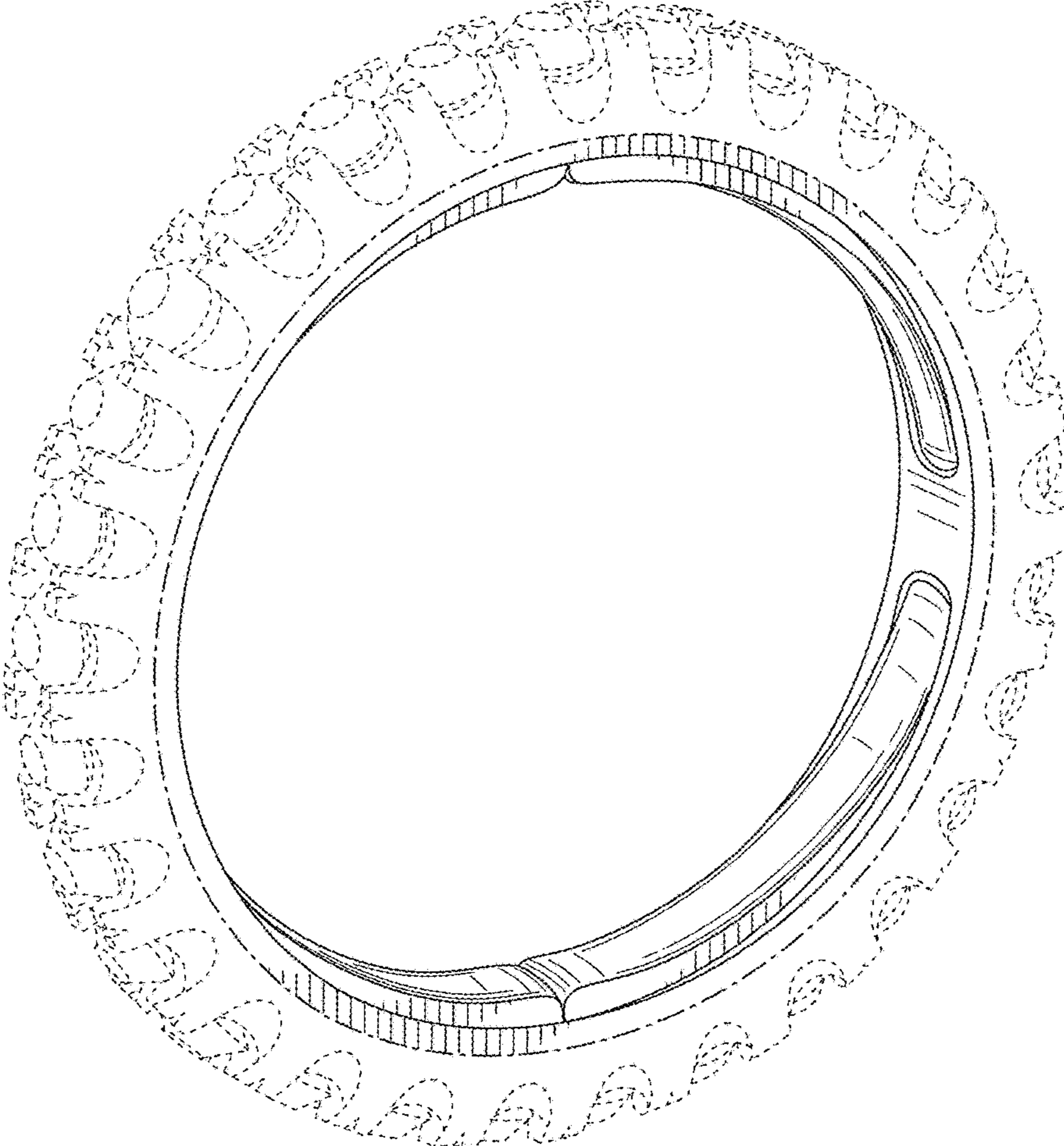


FIG. 1

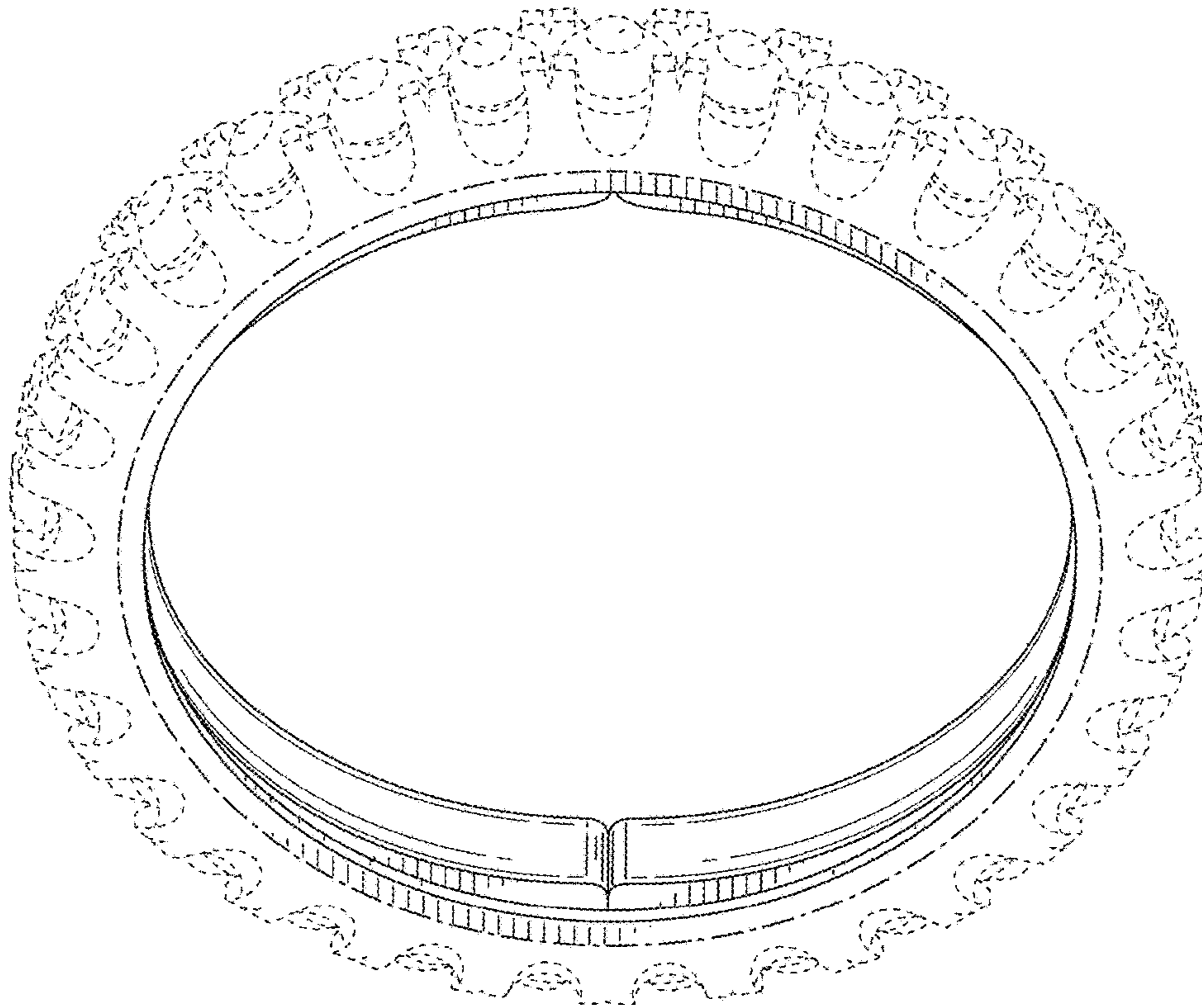


FIG. 2

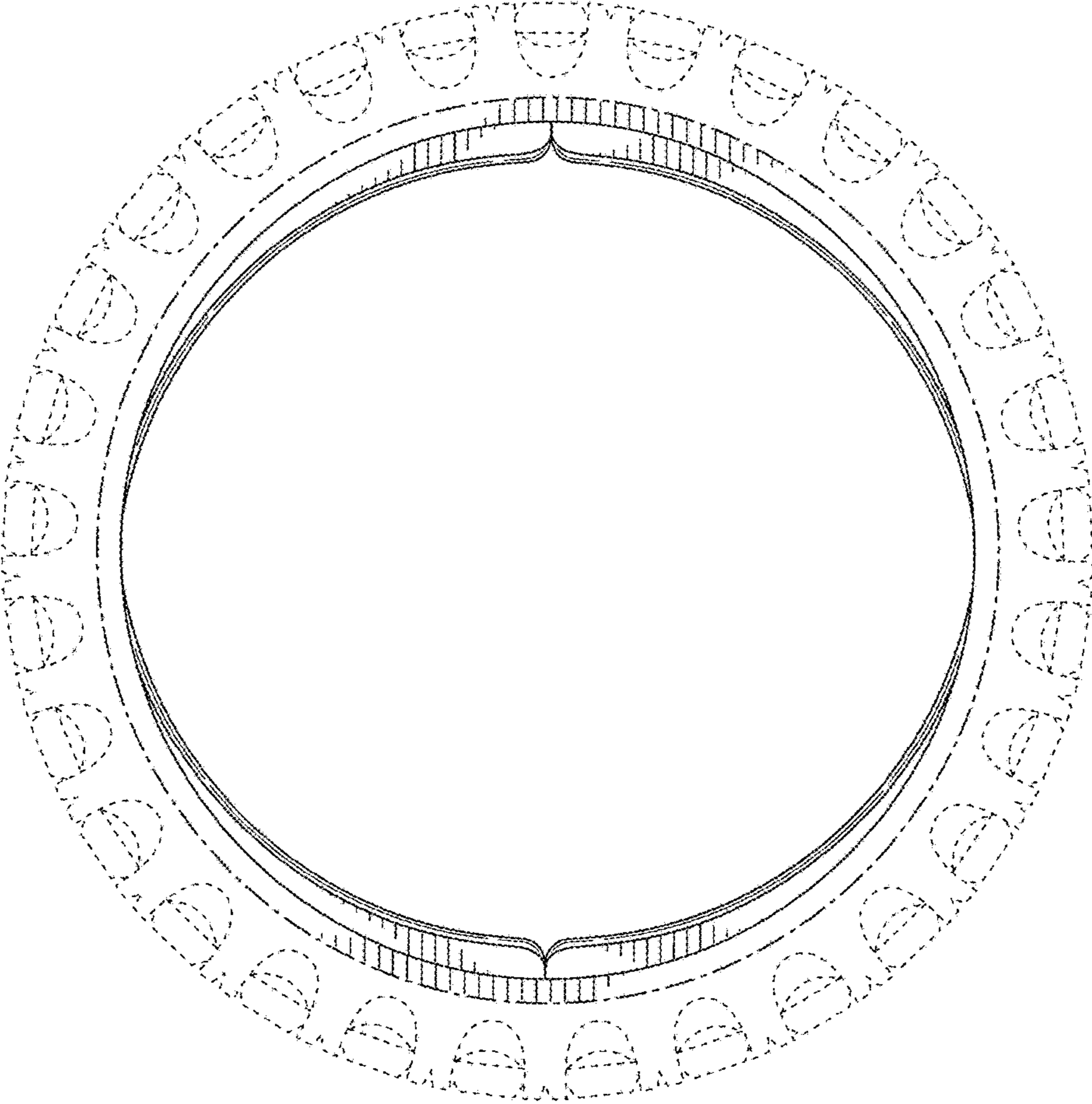


FIG. 3

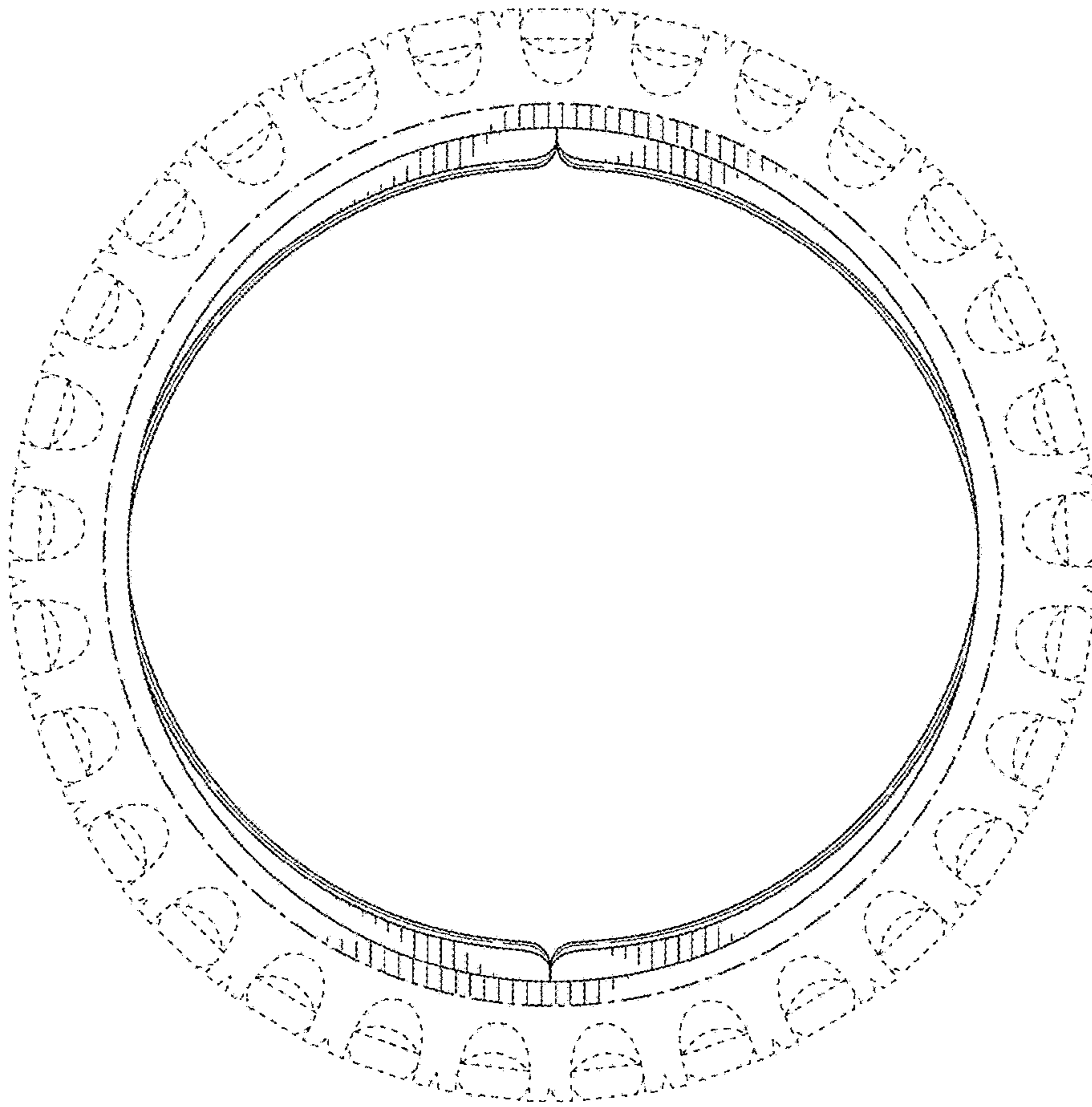


FIG. 4

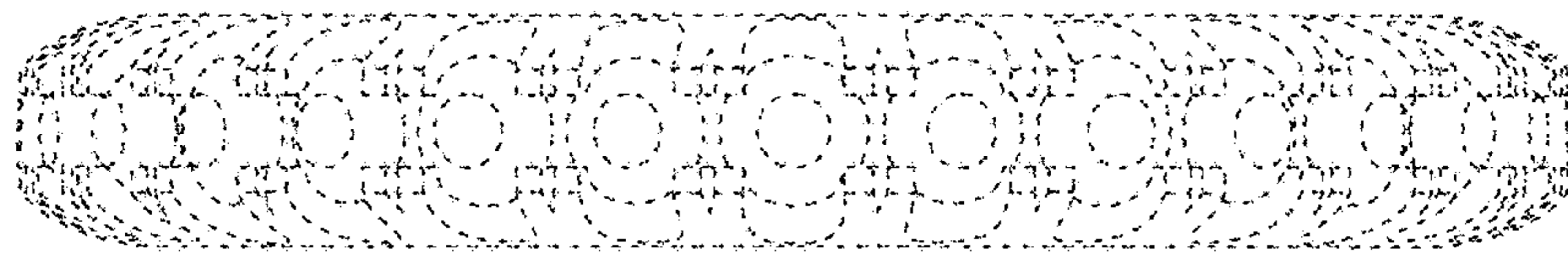


FIG. 5




FIG. 6




FIG. 7




FIG. 8