

US00D862276S

(12) **United States Design Patent** (10) **Patent No.:** **US D862,276 S**  
**Herz** (45) **Date of Patent:** **\*\* Oct. 8, 2019**

(54) **LEATHER WATCH BAND**

(71) Applicant: **Scott Austin Herz**, Austin, TX (US)  
(72) Inventor: **Scott Austin Herz**, Austin, TX (US)  
(73) Assignee: **Natowatchbands.com, LLC**, Austin, TX (US)

(\*\*) Term: **15 Years**

(21) Appl. No.: **29/612,913**

(22) Filed: **Aug. 4, 2017**

(51) **LOC (12) Cl.** ..... **11-01**

(52) **U.S. Cl.**  
USPC ..... **D11/3**

(58) **Field of Classification Search**  
USPC ..... D11/1-3; D10/31, 32, 38, 70; D14/344; D24/167, 184  
CPC ..... A44C 5/00; A44C 5/0007; A44C 5/0015; A44C 5/0023; A44C 5/003; A44C 5/0053; A44C 5/12; A44C 5/14; A44C 5/142; A44C 5/147; A44C 5/16; A44C 5/18; A44C 13/00; G04B 37/00; G04B 37/0008; G04B 37/0016; G04B 37/0033; G04B 37/0041; G04B 37/12; G04B 37/127; G04B 37/18; A44B 11/006; A44B 11/20; A44B 11/24  
See application file for complete search history.

(56) **References Cited**

**U.S. PATENT DOCUMENTS**

D358,101 S	*	5/1995	Scheufele	.....	D10/32
D362,946 S	*	10/1995	Polenberg	.....	D11/3
D377,914 S	*	2/1997	Riley	.....	D11/3
D379,940 S	*	6/1997	Riley	.....	D11/3
D383,692 S	*	9/1997	Woo	.....	D11/3
D391,867 S	*	3/1998	Brzezinski	.....	D10/30
D391,882 S	*	3/1998	Roales	.....	D11/3
D395,244 S	*	6/1998	Riley	.....	D10/32
D471,823 S	*	3/2003	Dahmen	.....	D10/32
D487,402 S	*	3/2004	Dubarry	.....	D10/32

(Continued)

**OTHER PUBLICATIONS**

Barton Quick Release—Top Grain Leather Watch Band Strap, Amazon.com, earliest review available Oct. 16, 2016, online. Site visited on Jan. 16, 2019. URL:“https://www.amazon.com/Barton-Quick-Release-Leather-Watch/dp/B01KD8JNEW/ref=cm\_cr\_arp\_d\_product\_top?ie=UTF8”> (Year: 2016).\*

(Continued)

*Primary Examiner* — Cynthia Ramirez

*Assistant Examiner* — L. Martinez

(74) *Attorney, Agent, or Firm* — Russell Ng PLLC; Brian F. Russell

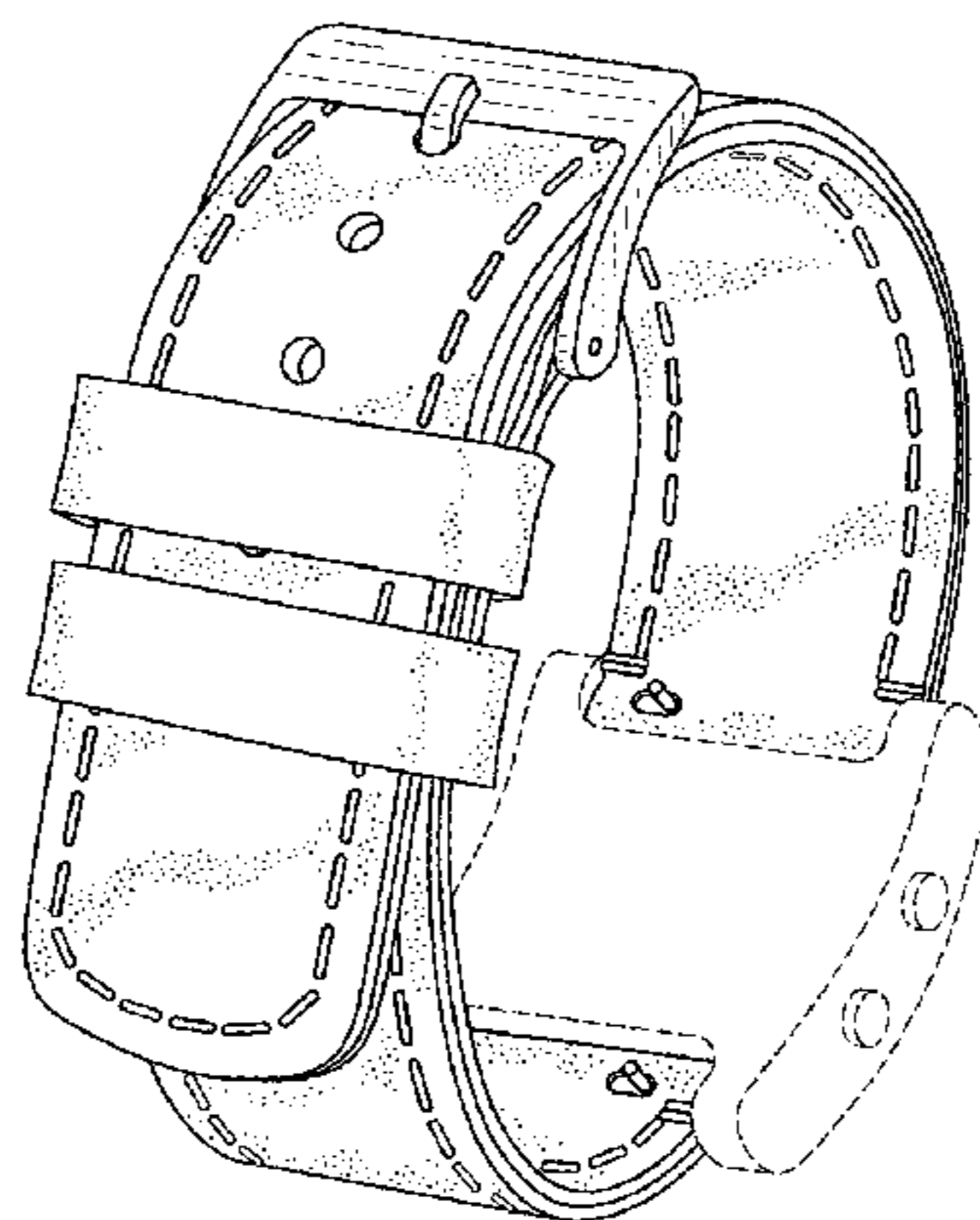
(57) **CLAIM**

The ornamental design for a leather watch band, as shown and described.

**DESCRIPTION**

FIG. 1 is an isometric view of the leather watch band; FIG. 2 is a top plan view of the leather watch band; FIG. 3 is a left side elevation view of the leather watch band, with the right side elevation view being the same; FIG. 4 is a bottom plan view of the leather watch band; FIG. 5 is a front elevation view of the leather watch band; and, FIG. 6 is a back elevation view of the leather watch band. The stipple shading in the figures is fragmentarily shown for convenience of illustration, it being understood that the stipple shading is uniformly continued over the surface on which it appears. The broken lines in the drawing illustrate environmental structure that forms no part of the claimed design. The illustrated stitching pattern forms part of the claimed design. The stipple shading in the figures is fragmentarily shown for convenience of illustration, it being understood that the stipple shading is uniform continued over the surface on which it appears.

**1 Claim, 3 Drawing Sheets**



(56)

**References Cited**

U.S. PATENT DOCUMENTS

D563,256	S	*	3/2008	Borraccino	.....	D10/32
D705,670	S	*	5/2014	Emmenegger	.....	D10/32
D705,671	S	*	5/2014	Mijatovic	.....	D10/32
D712,754	S	*	9/2014	Loth	.....	D10/32
D728,406	S	*	5/2015	Cerrato	.....	D11/3
D738,250	S	*	9/2015	Cerrato	.....	D11/3
D739,269	S	*	9/2015	Fazio	.....	D10/32
D740,152	S	*	10/2015	Vaughan	.....	D11/3
9,292,008	B1	*	3/2016	Ahamed	.....	A44C 5/14
D758,890	S	*	6/2016	Cerrato	.....	D10/30
D758,900	S	*	6/2016	Garner	.....	D10/70
D804,967	S	*	12/2017	Galli	.....	D10/32
D836,466	S	*	12/2018	Shi	.....	D10/32

OTHER PUBLICATIONS

Clockwork Synergy Facebook Page, published Nov. 11, 2016, online. Site visited on Jan. 16, 2019. Internet URL:“<https://www.facebook.com/clockworksynergy/photos/a.392434154155843/1236733976392519/?type=3&theater>”> (Year: 2016).\*

\* cited by examiner

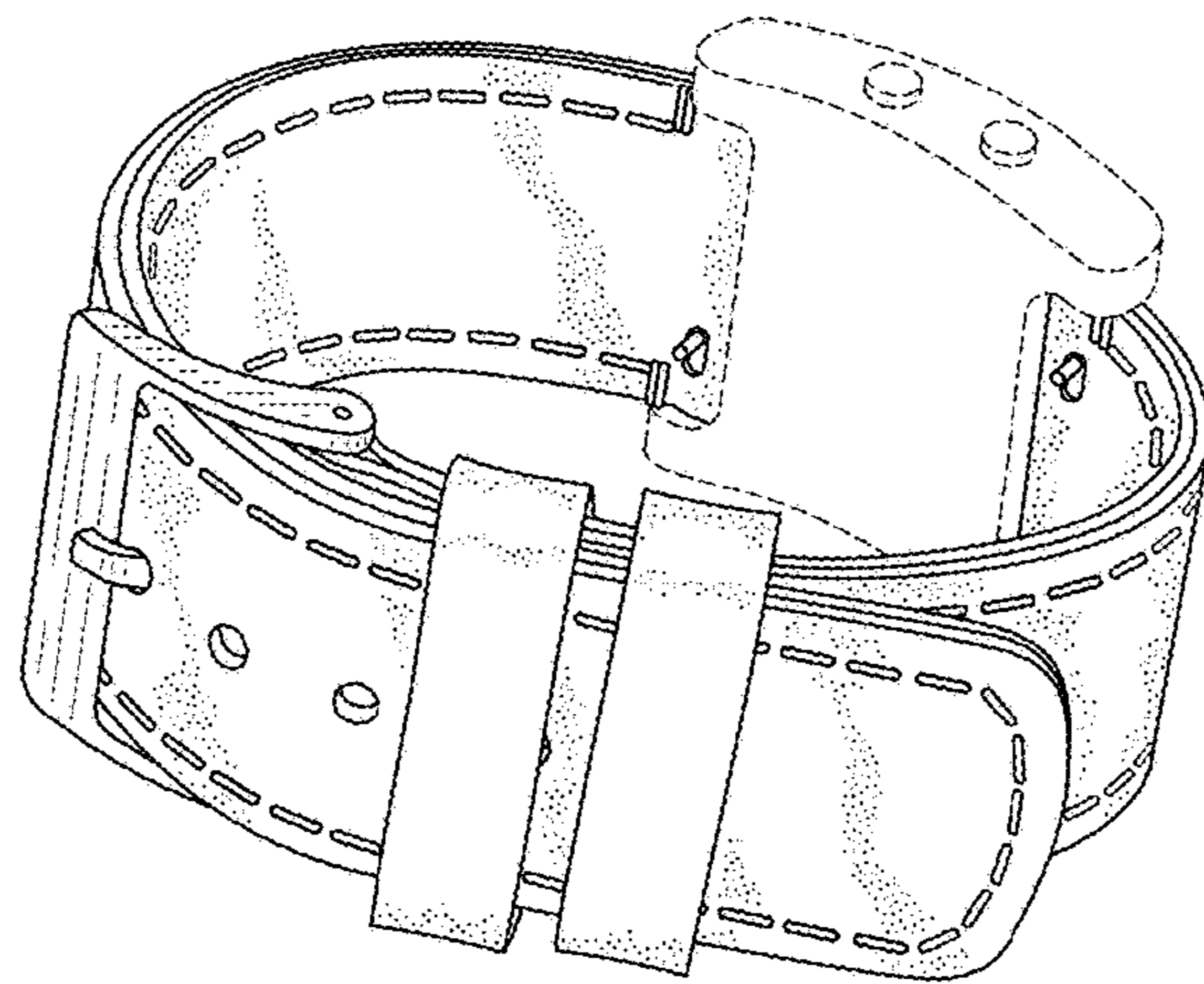


FIG. 1

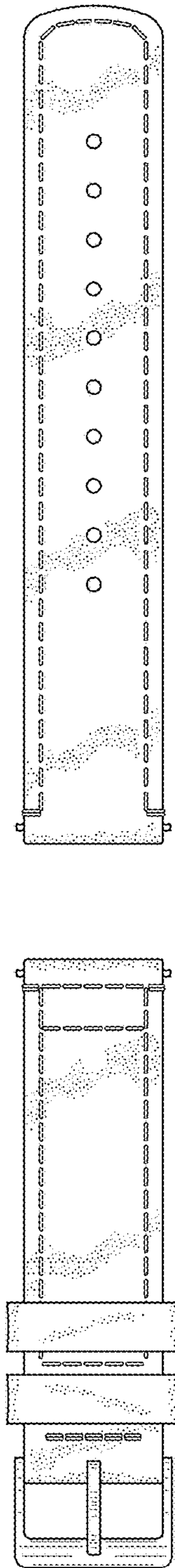


FIG. 2

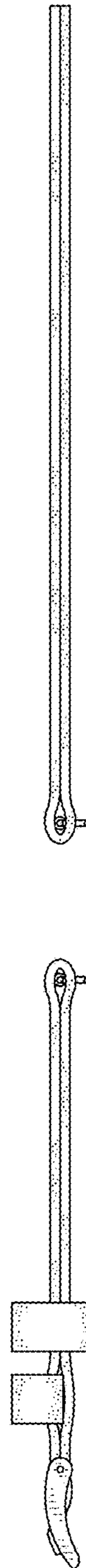


FIG. 3

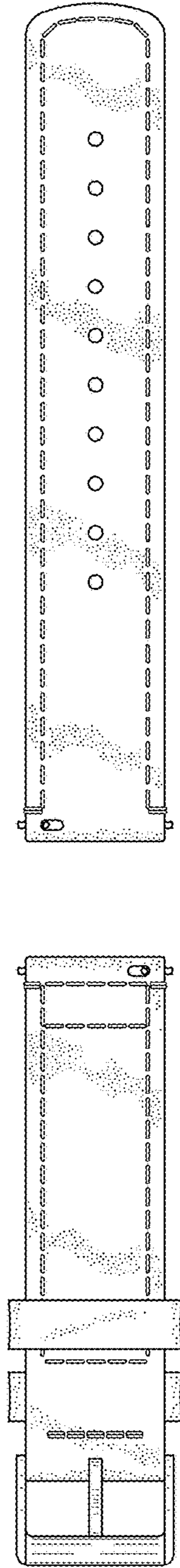


FIG. 4



FIG. 5



FIG. 6