

US00D862274S

(12) **United States Design Patent**  
**Qian**

(10) **Patent No.:** **US D862,274 S**

(45) **Date of Patent:** **\*\* Oct. 8, 2019**

(54) **WATCH DIAL**

(71) Applicant: **Cartier International AG**, Stinhausen (CH)

(72) Inventor: **Jianghong Qian**, Versoix (CH)

(73) Assignee: **Cartier International AG**, Steinhausen (CH)

(\*\*) Term: **15 Years**

(21) Appl. No.: **29/650,890**

(22) Filed: **Jun. 11, 2018**

(30) **Foreign Application Priority Data**

Dec. 12, 2017 (WO) ..... 5699101

(51) **LOC (12) Cl.** ..... **10-07**

(52) **U.S. Cl.**  
USPC ..... **D10/126**

(58) **Field of Classification Search**

USPC ..... D10/30-39, 122-124, 126; D11/51, 52, D11/82, 100

CPC ..... G04B 19/06; G04B 19/10; G04B 19/103; G04B 19/12; G04B 19/24; G04B 45/0069; G04B 45/0076; G04F 7/08; G04F 7/0842; G04F 7/0871

See application file for complete search history.

(56) **References Cited**

**U.S. PATENT DOCUMENTS**

D113,766 S \* 3/1939 Rosenblatt ..... D11/52  
D170,549 S \* 10/1953 Rude ..... D11/52  
D204,764 S \* 5/1966 Rosenblatt ..... D11/100

D251,715 S \* 5/1979 Fishman ..... D11/47  
D318,417 S \* 7/1991 Savage ..... D9/607  
D324,653 S \* 3/1992 Mandelli ..... D10/34  
D671,857 S \* 12/2012 Rabassa ..... D10/126  
D758,892 S \* 6/2016 Rabassa ..... D10/34  
D759,526 S \* 6/2016 Rabassa ..... D10/122  
D768,504 S \* 10/2016 Papernik ..... D9/687  
D794,498 S \* 8/2017 Fillon ..... D11/82  
D826,772 S \* 8/2018 Yuson ..... D11/201  
D829,570 S \* 10/2018 Rabassa ..... D10/34  
D834,438 S \* 11/2018 Rabassa ..... D10/126  
D842,609 S \* 3/2019 Yuson ..... D3/325

\* cited by examiner

*Primary Examiner* — Sandra S Snapp

*Assistant Examiner* — Katherine Glennon

(74) *Attorney, Agent, or Firm* — Taft Stettinius & Hollister LLP

(57) **CLAIM**

The ornamental design for a watch dial, as shown and described.

**DESCRIPTION**

FIG. 1 is a front elevational view of a watch dial showing my new design;

FIG. 2 is a back elevational view thereof;

FIG. 3 is a right side elevational view thereof;

FIG. 4 is a left side elevational view thereof;

FIG. 5 is a bottom plan view thereof;

FIG. 6 is a top plan view thereof; and,

FIG. 7 is a front, right side perspective view thereof.

The claimed design includes two-dimensional ornamental features on a planar front surface of the watch dial to provide an ornamental pattern.

**1 Claim, 7 Drawing Sheets**

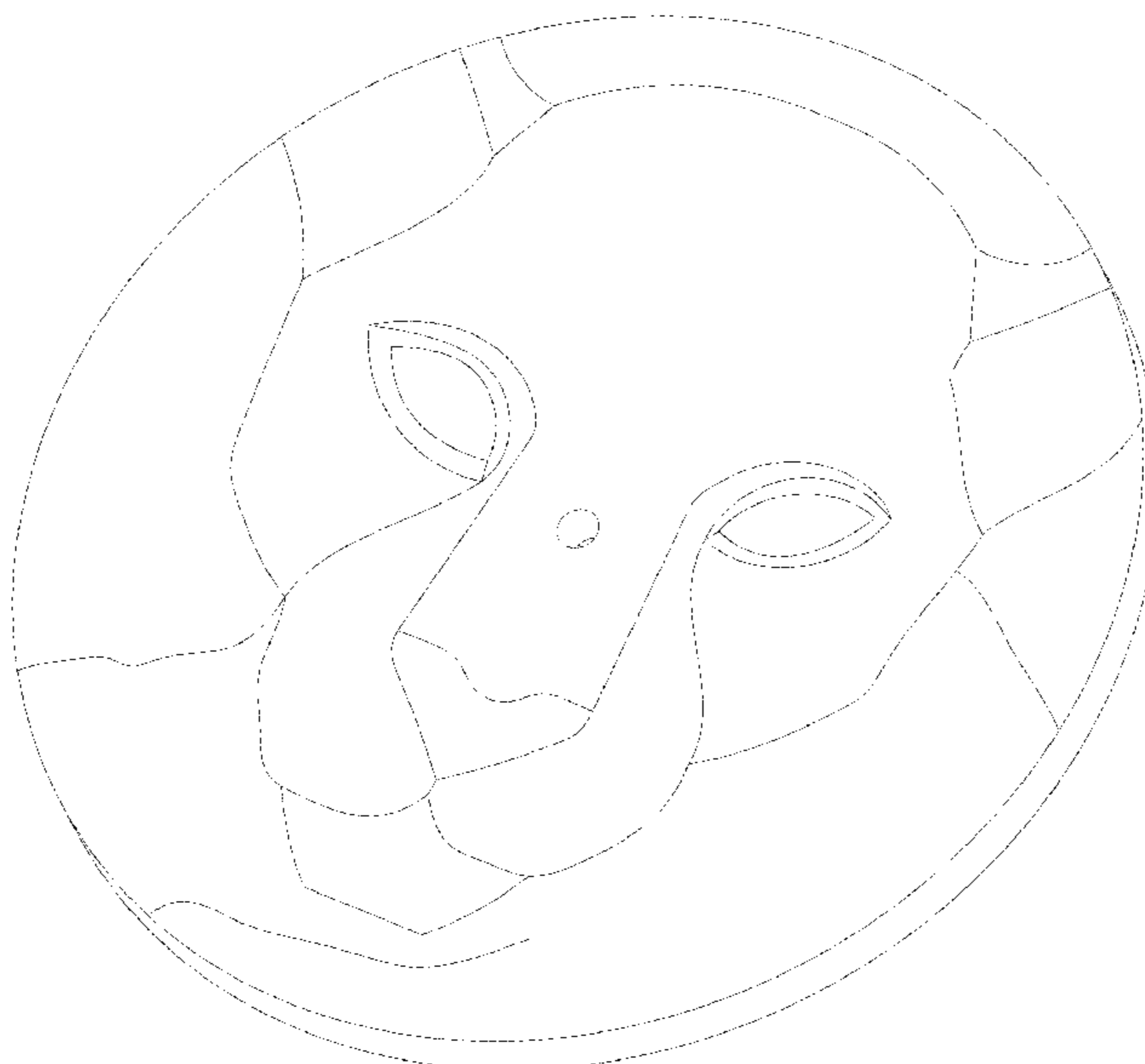




Fig. 1




Fig. 2



Fig. 3



Fig. 4



Fig. 5



Fig. 6




Fig. 7