

US00D862259S

(12) **United States Design Patent** (10) **Patent No.:** **US D862,259 S**  
**Shortt et al.** (45) **Date of Patent:** **\*\* Oct. 8, 2019**

(54) **BREATH ANALYZER**

(71) Applicant: **FoodMarble Digestive Health Ltd.**,  
Dublin (IE)  
(72) Inventors: **Aonghus Shortt**, Dublin (IE); **Lisa Rutledge**, Kildare (IE); **Peter Harte**,  
Louth (IE); **James Brief**, New York,  
NY (US); **Shane Rogers**, Los Gatos,  
CA (US); **Brian Holm**, Mountain View,  
CA (US); **Phillip Priolo**, San Luis  
Obispo, CA (US)  
(73) Assignee: **FoodMarble Digestive Health Ltd.**,  
Dublin (IE)

(\*\*) Term: **15 Years**

(21) Appl. No.: **29/615,987**

(22) Filed: **Sep. 1, 2017**

(30) **Foreign Application Priority Data**

Mar. 2, 2017 (JP) ..... 2017-004225

(51) **LOC (12) Cl.** ..... **10-04**

(52) **U.S. Cl.**  
USPC ..... **D10/81**

(58) **Field of Classification Search**  
USPC ..... D10/81  
CPC ..... A61B 5/083; A61B 5/087; A61B 5/0833;  
A61B 5/091; A61B 5/222; A61B 5/0002;  
A61B 5/02438; A61B 5/08; G01N  
33/497; G01N 33/4972; G01N 33/483;  
G01N 33/98; G10L 17/00; Y10S 436/90

See application file for complete search history.

(56) **References Cited**

U.S. PATENT DOCUMENTS

D692,334 S \* 10/2013 Horito ..... D10/81

\* cited by examiner

*Primary Examiner* — Antoine Duval Davis

(74) *Attorney, Agent, or Firm* — Vorys, Sater, Seymour  
and Pease LLP; Vincent M DeLuca

(57) **CLAIM**

The ornamental design for a breath analyzer, as shown and  
described.

**DESCRIPTION**

FIG. 1 front perspective view of a breath analyzer showing  
our new design;

FIG. 2 is a front view of the breath analyzer of FIG. 1;

FIG. 3 is a rear view of the breath analyzer of FIG. 1;

FIG. 4 is a top plan view of the breath analyzer of FIG. 1;

FIG. 5 is a bottom plan view of the breath analyzer of FIG.  
1;

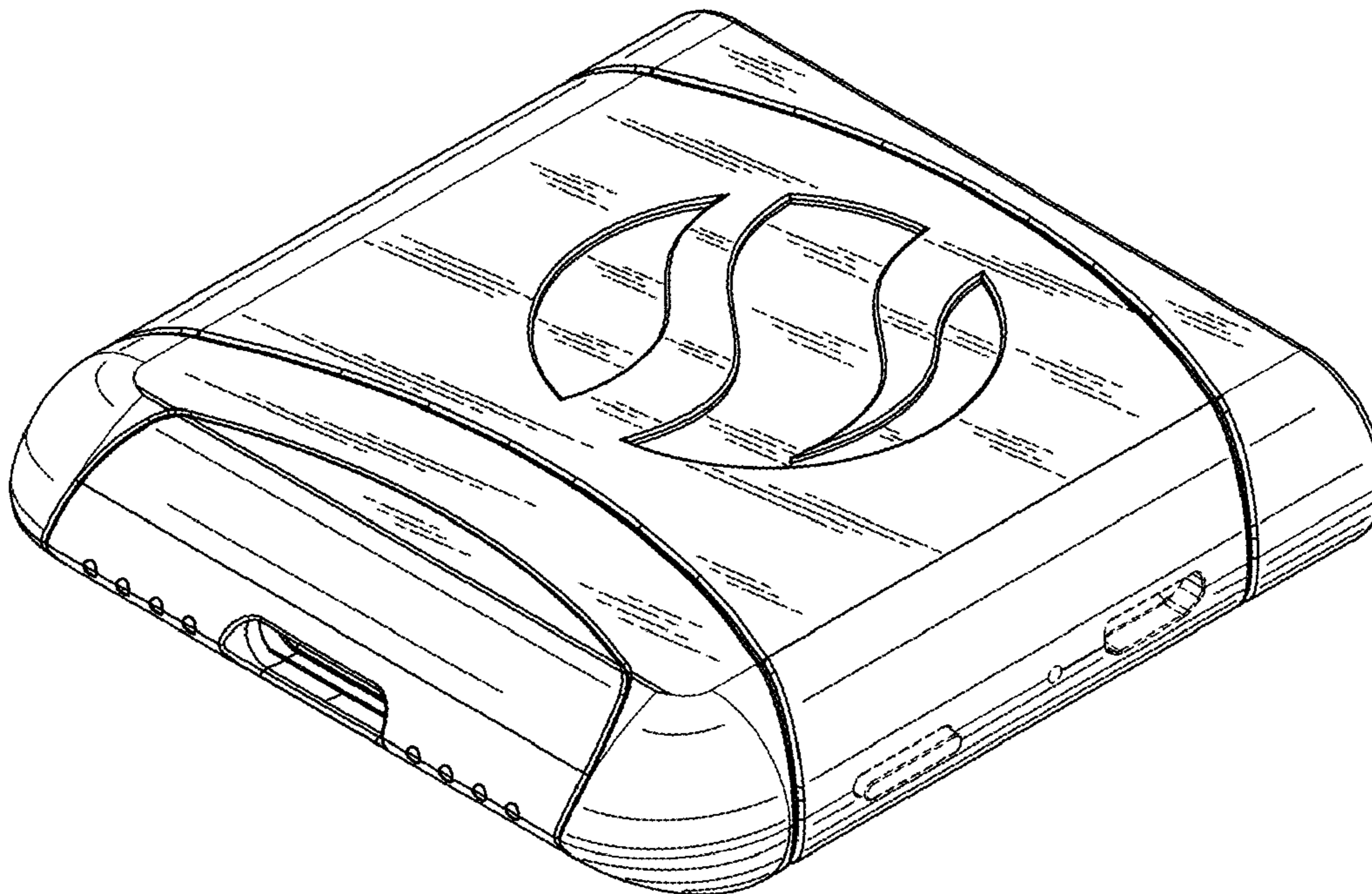
FIG. 6 is a left side elevational view of breath analyzer of  
FIG. 1;

FIG. 7 is a right side elevational view of breath analyzer of  
FIG. 1; and,


FIG. 8 is a front perspective view of breath analyzer of FIG.  
1, shown with the cover removed.

The broken lines in the drawings are included for purpose of  
illustrating portions of the breath analyzer of FIGS. 1-8, and  
form no part of the claimed design.

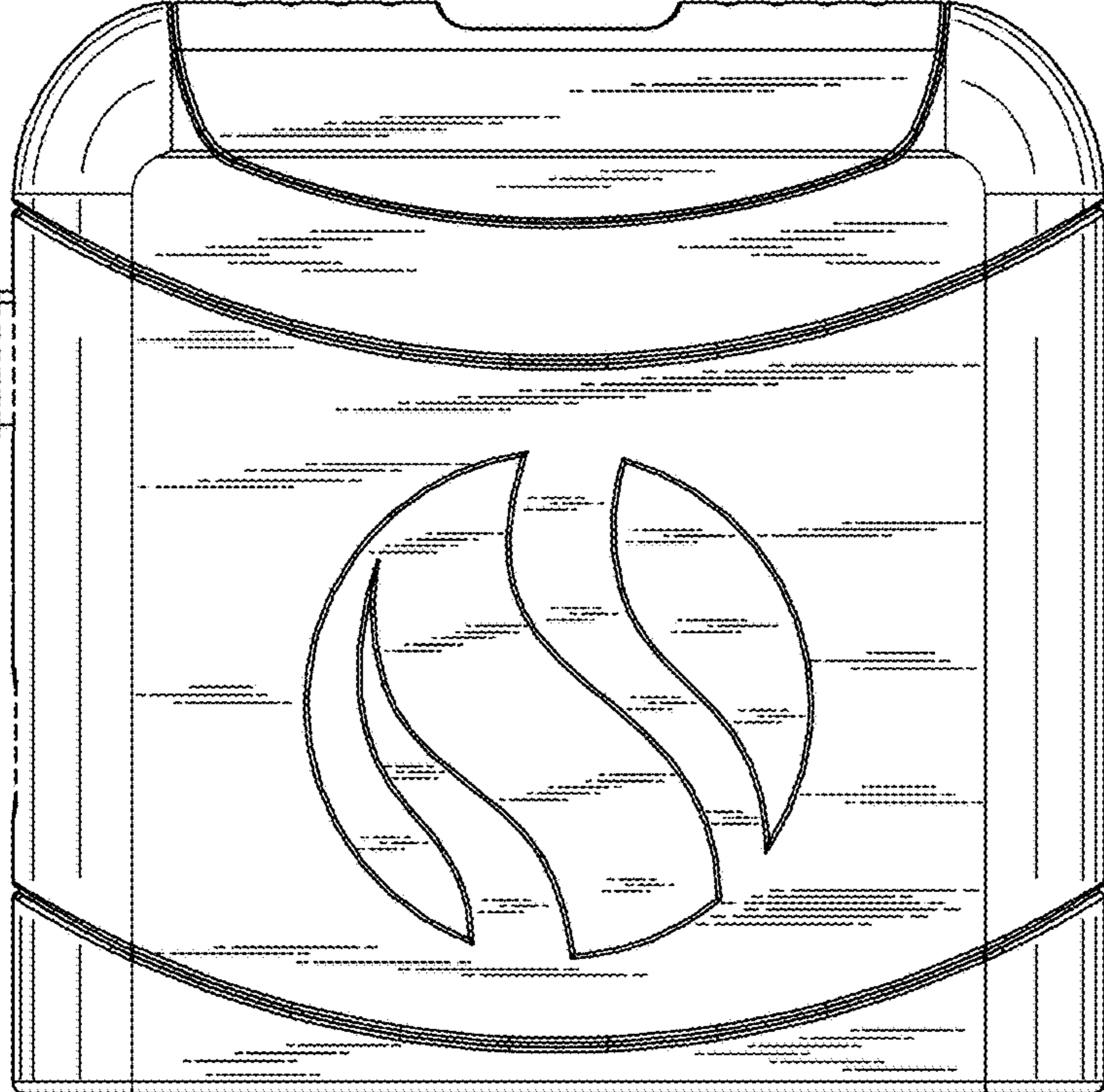
**1 Claim, 3 Drawing Sheets**



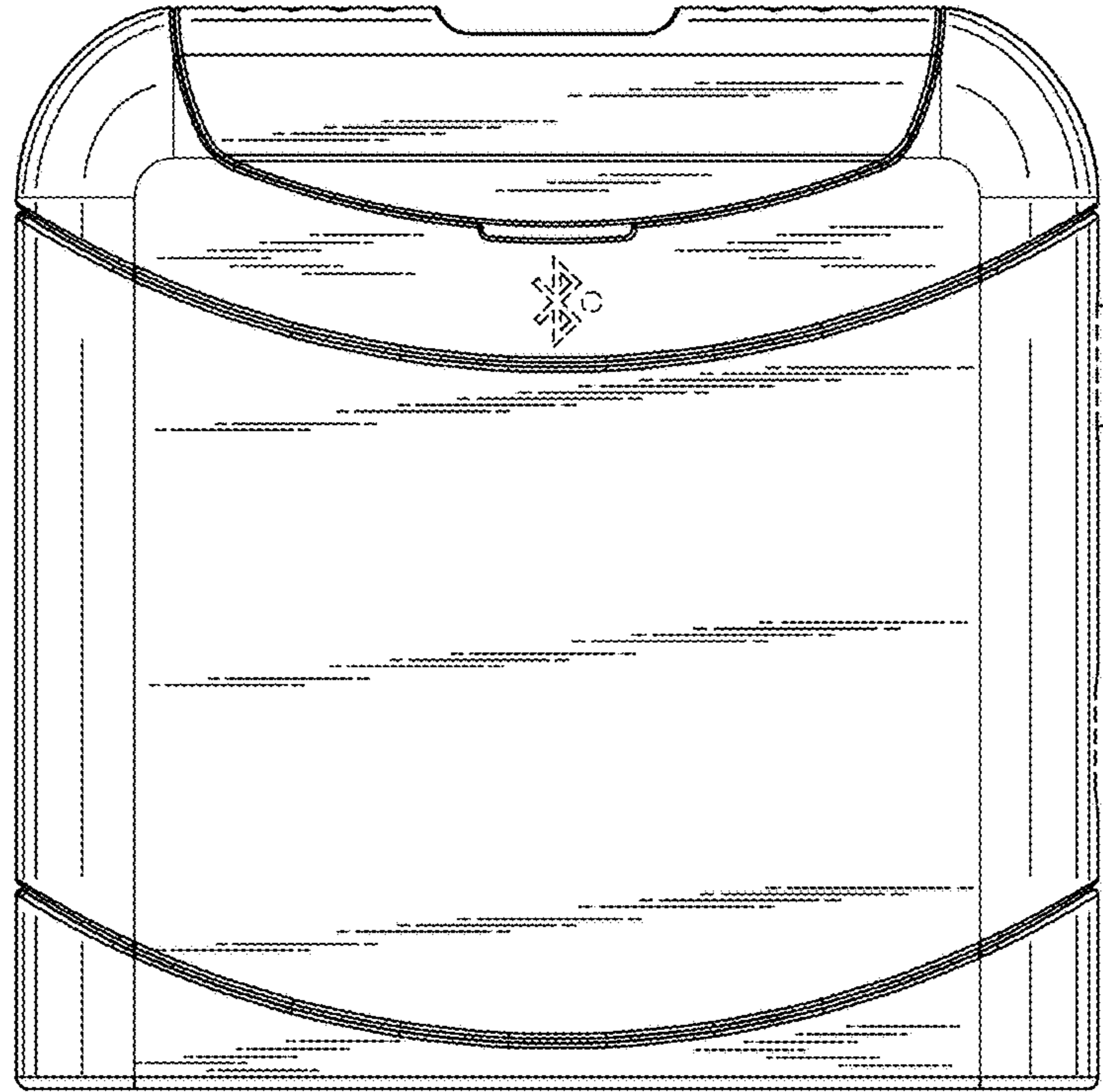
**FIG. 1**



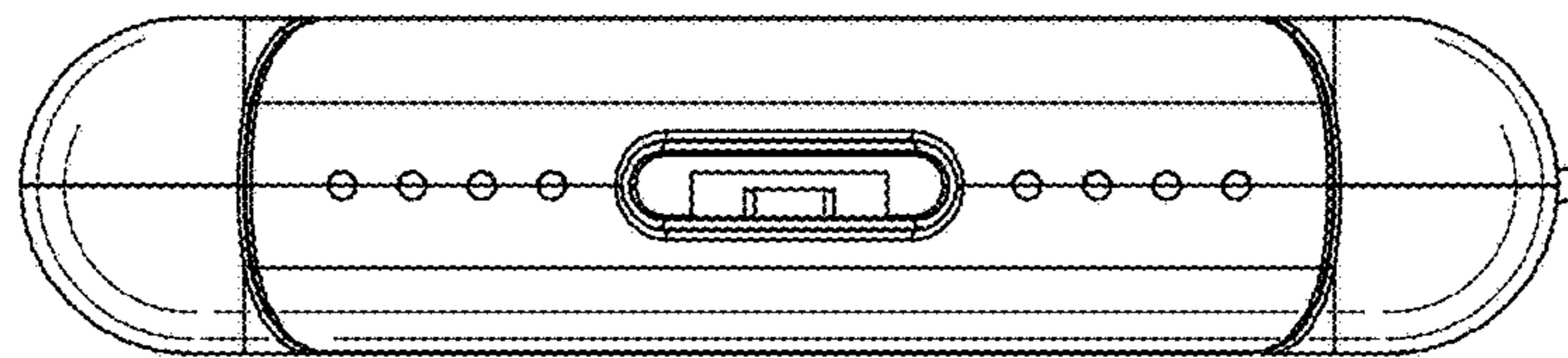
**FIG. 2**




**FIG. 3**




**FIG. 4**



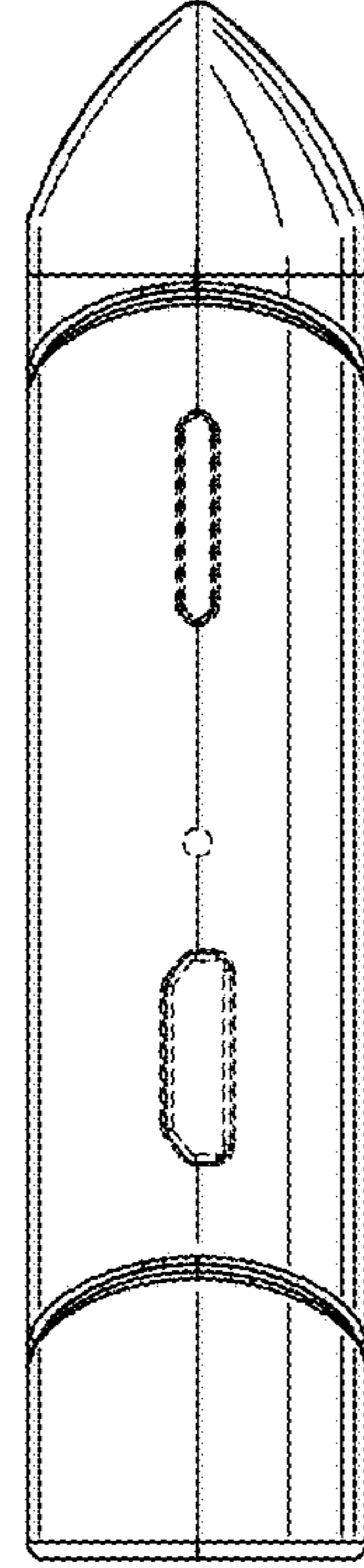
**FIG. 5**



**FIG. 6**



**FIG. 7**



**FIG. 8**

