



US00D862251S

(12) **United States Design Patent**
Okazaki

(10) **Patent No.:** **US D862,251 S**

(45) **Date of Patent:** **** Oct. 8, 2019**

(54) **WATCHCASE**

(71) Applicant: **CITIZEN WATCH CO., LTD.**,
Nishitokyo-shi, Tokyo (JP)

(72) Inventor: **Toshinori Okazaki**, Nishitokyo (JP)

(73) Assignee: **CITIZEN WATCH CO., LTD.** (JP)

(**) Term: **15 Years**

(21) Appl. No.: **29/615,592**

(22) Filed: **Aug. 30, 2017**

(51) **LOC (12) Cl.** **10-02**

(52) **U.S. Cl.**
USPC **D10/30**

(58) **Field of Classification Search**
USPC D10/30-32, 37-39, 122-124, 126, 128
See application file for complete search history.

(56) **References Cited**

U.S. PATENT DOCUMENTS

D295,841 S *	5/1988	Kano	D10/39
D338,161 S *	8/1993	Kizaki	D10/126
D371,077 S *	6/1996	Terashima	D10/30
D400,804 S *	11/1998	Riley	D10/30
D555,519 S	11/2007	Borraccino et al.		
D599,219 S *	9/2009	Fontana	D10/39
D622,167 S *	8/2010	Jorst	D10/39
D634,652 S *	3/2011	Jorst	D10/39
D694,656 S *	12/2013	Inoue	D10/38
D705,671 S *	5/2014	Mijatovic	D10/32
D705,674 S *	5/2014	Lasserre	D10/39
D708,074 S *	7/2014	Tonohori	D10/39
D715,660 S *	10/2014	Inoue	D10/39
D717,181 S *	11/2014	Vukcevic	D10/38

D725,494 S *	3/2015	Buonamassa	D10/124
D726,554 S *	4/2015	Takahashi	D10/38
D740,696 S *	10/2015	Monachon	D10/126
D782,336 S *	3/2017	White	D10/39
D789,808 S *	6/2017	Kimura	D10/30
D809,405 S *	2/2018	Bonati	D10/38
D809,940 S *	2/2018	Babcock	D10/39
D831,507 S *	10/2018	Sasaki	D10/30
D831,509 S *	10/2018	Sasaki	D10/39

FOREIGN PATENT DOCUMENTS

JP D1448564 8/2012

* cited by examiner

Primary Examiner — Sandra S Snapp

Assistant Examiner — Katherine Glennon

(74) *Attorney, Agent, or Firm* — RatnerPrestia

(57) **CLAIM**

The ornamental design for a watchcase, as shown and described.

DESCRIPTION

FIG. 1 is an enlarged perspective view of a watchcase showing my new design;

FIG. 2 is a front elevational view thereof;

FIG. 3 is a left side elevational view thereof;

FIG. 4 is a right side elevational view thereof;

FIG. 5 is a rear elevational view thereof;

FIG. 6 is a top plan view thereof; and,

FIG. 7 is a bottom plan view thereof.

The broken lines shown in FIGS. 1, 2, and 4 to 7 illustrate portions of the watchcase that form no part of the claimed design. The drawings are not lined for color, and the shading does not represent the color black.

1 Claim, 5 Drawing Sheets

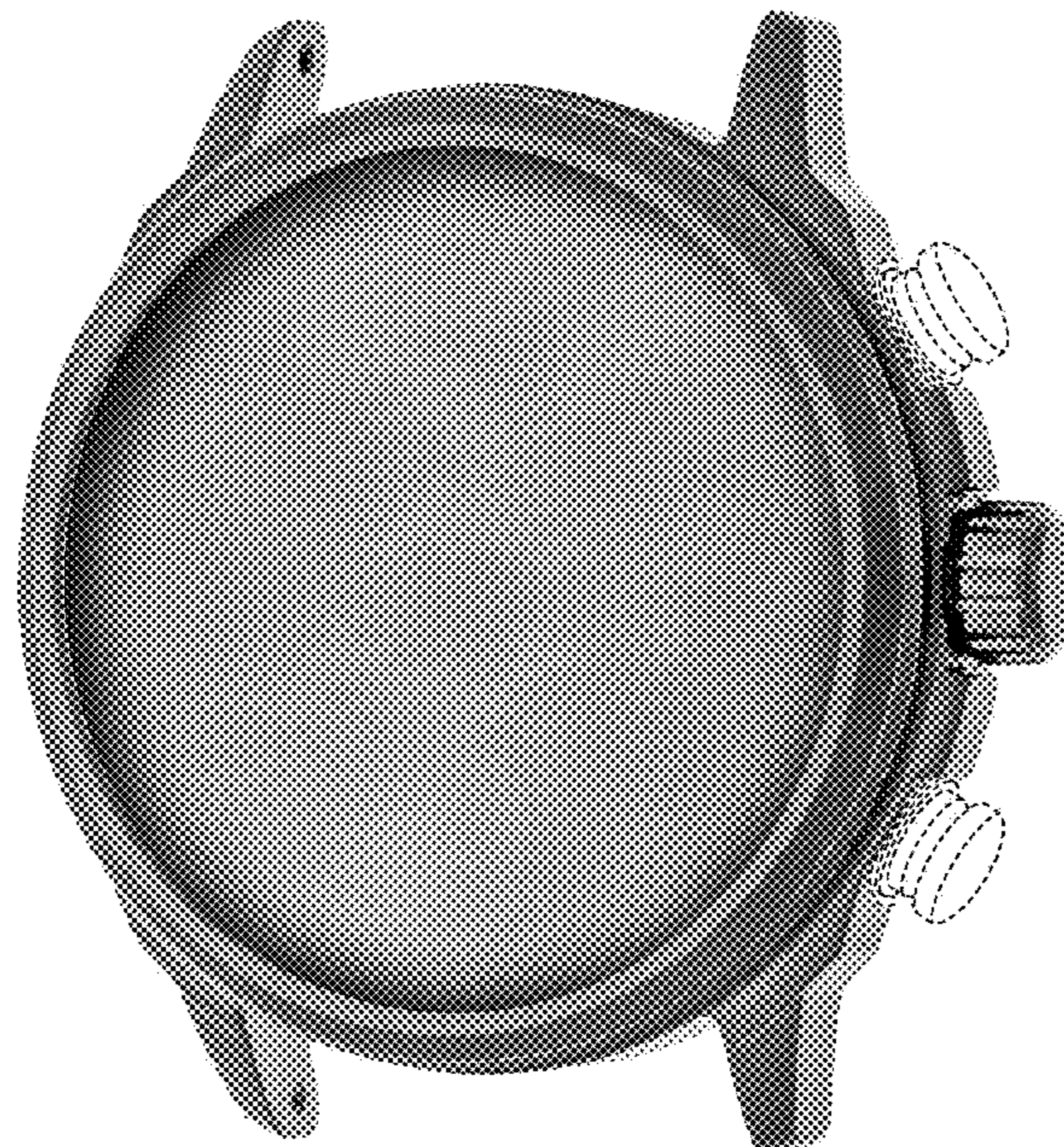


FIG. 1




FIG. 2




FIG. 3




FIG. 4




FIG. 5




FIG. 6




FIG. 7

