



US00D862214S

(12) **United States Design Patent** (10) **Patent No.:** **US D862,214 S**  
**Muller** (45) **Date of Patent:** **\*\* Oct. 8, 2019**

(54) **TOOTHED BALL BUNGEE**  
(71) Applicant: **Forty LLC**, Willow, CA (US)  
(72) Inventor: **Hilgard Muller**, Willow, CA (US)  
(\*\*) Term: **15 Years**  
(21) Appl. No.: **29/661,546**  
(22) Filed: **Aug. 28, 2018**

6,543,094 B2 \* 4/2003 D'Addario ..... F16L 3/233  
24/16 PB  
D525,861 S \* 8/2006 Mackey ..... D8/367  
D537,708 S \* 3/2007 Leung ..... D8/395  
D615,385 S \* 5/2010 Arendt ..... D8/349  
8,245,360 B2 \* 8/2012 Stafford ..... F16G 11/048  
24/115 M  
8,356,613 B2 \* 1/2013 Ma ..... A45B 25/08  
135/37  
D839,724 S \* 2/2019 Chen ..... D8/383  
2003/0041416 A1 \* 3/2003 D'Addario ..... F16L 3/233  
24/15  
2011/0107557 A1 \* 5/2011 Bourke ..... B63B 21/08  
24/115 R  
2013/0232731 A1 \* 9/2013 Schradin ..... B65D 63/1018  
24/16 R  
2018/0179780 A1 \* 6/2018 Dershem ..... E04H 15/644  
2019/0038951 A1 \* 2/2019 Curry ..... A63B 71/0045  
2019/0093819 A1 \* 3/2019 Muller ..... F16M 13/02

**Related U.S. Application Data**

(63) Continuation-in-part of application No. 16/017,302,  
filed on Jun. 25, 2018.  
(51) **LOC (12) Cl.** ..... **08-08**  
(52) **U.S. Cl.**  
USPC ..... **D8/383**; D8/349  
(58) **Field of Classification Search**  
USPC ..... D8/383, 349, 356, 394–396, 367  
CPC ..... F16M 13/02; F16G 11/00; E04H 15/644;  
E04H 15/646; F16B 2/26; F16B 2/22;  
B65D 63/109; B65D 63/10  
See application file for complete search history.

\* cited by examiner

*Primary Examiner* — Mark A Goodwin  
(74) *Attorney, Agent, or Firm* — Christopher Mayle; John  
D. Houvener; Bold IP, PLLC

(57) **CLAIM**

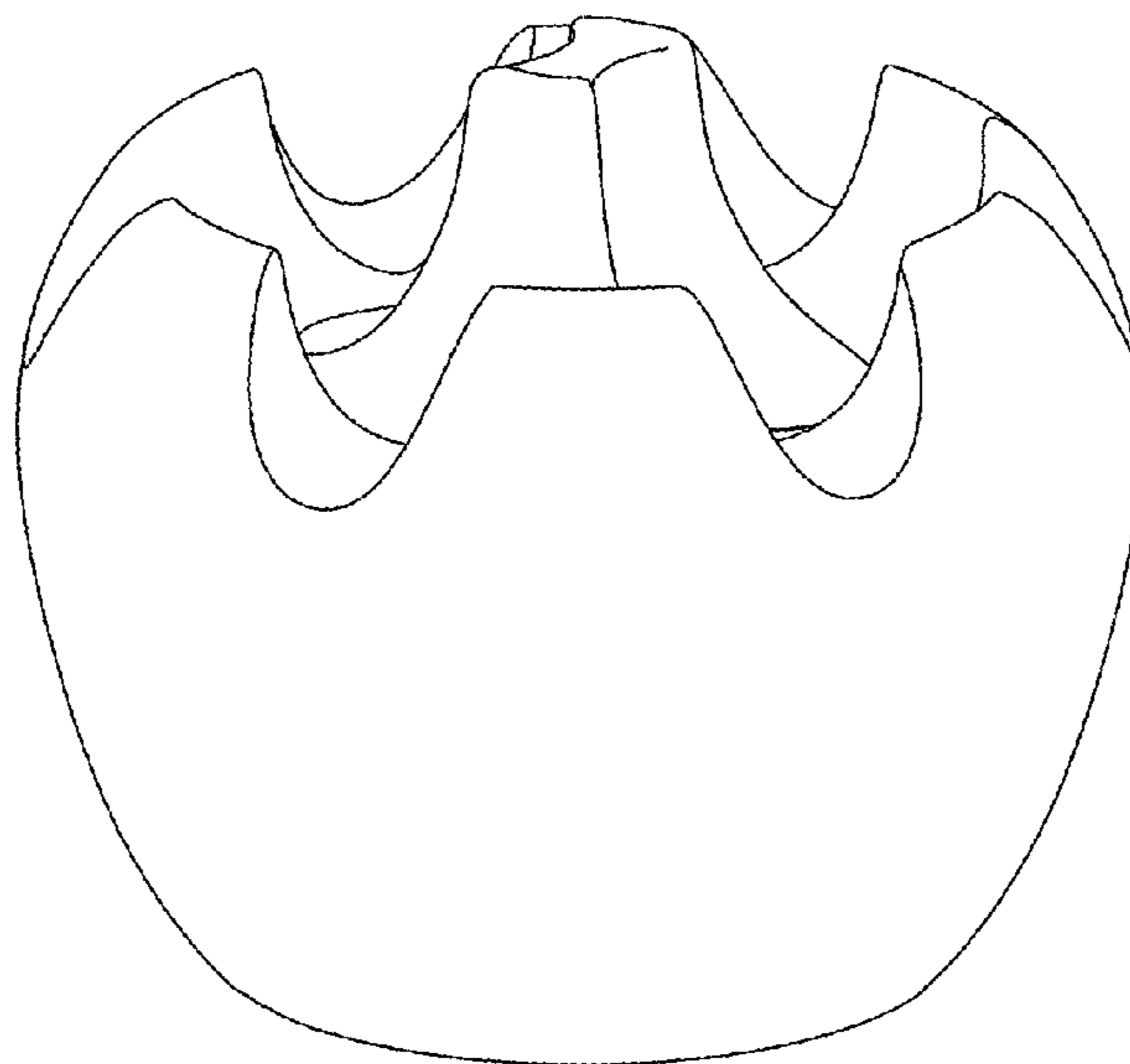
The ornamental design for a toothed ball bungee, as shown  
and described.

**DESCRIPTION**

FIG. 1 is a perspective view from the top of a toothed ball  
bungee showing my new design;  
FIG. 2 is a front view thereof, wherein the back view is a  
mirror thereof;  
FIG. 3 is a right view thereof, wherein the left view is a  
mirror thereof;  
FIG. 4 is a top view thereof;  
FIG. 5 is a bottom view thereof; and,  
FIG. 6 is a bottom perspective view thereof.

(56) **References Cited**  
U.S. PATENT DOCUMENTS  
5,771,912 A \* 6/1998 Swetish ..... E04H 15/40  
135/114  
6,145,170 A \* 11/2000 Bernard ..... B60R 7/005  
24/116 A  
6,155,280 A \* 12/2000 Powell ..... E04H 15/18  
135/119  
6,308,383 B1 \* 10/2001 Schrader ..... B60P 7/0807  
24/136 R  
6,367,495 B1 \* 4/2002 Powell ..... E04H 15/18  
135/115  
6,505,638 B1 \* 1/2003 Powell ..... E04H 15/18  
135/115

**1 Claim, 6 Drawing Sheets**



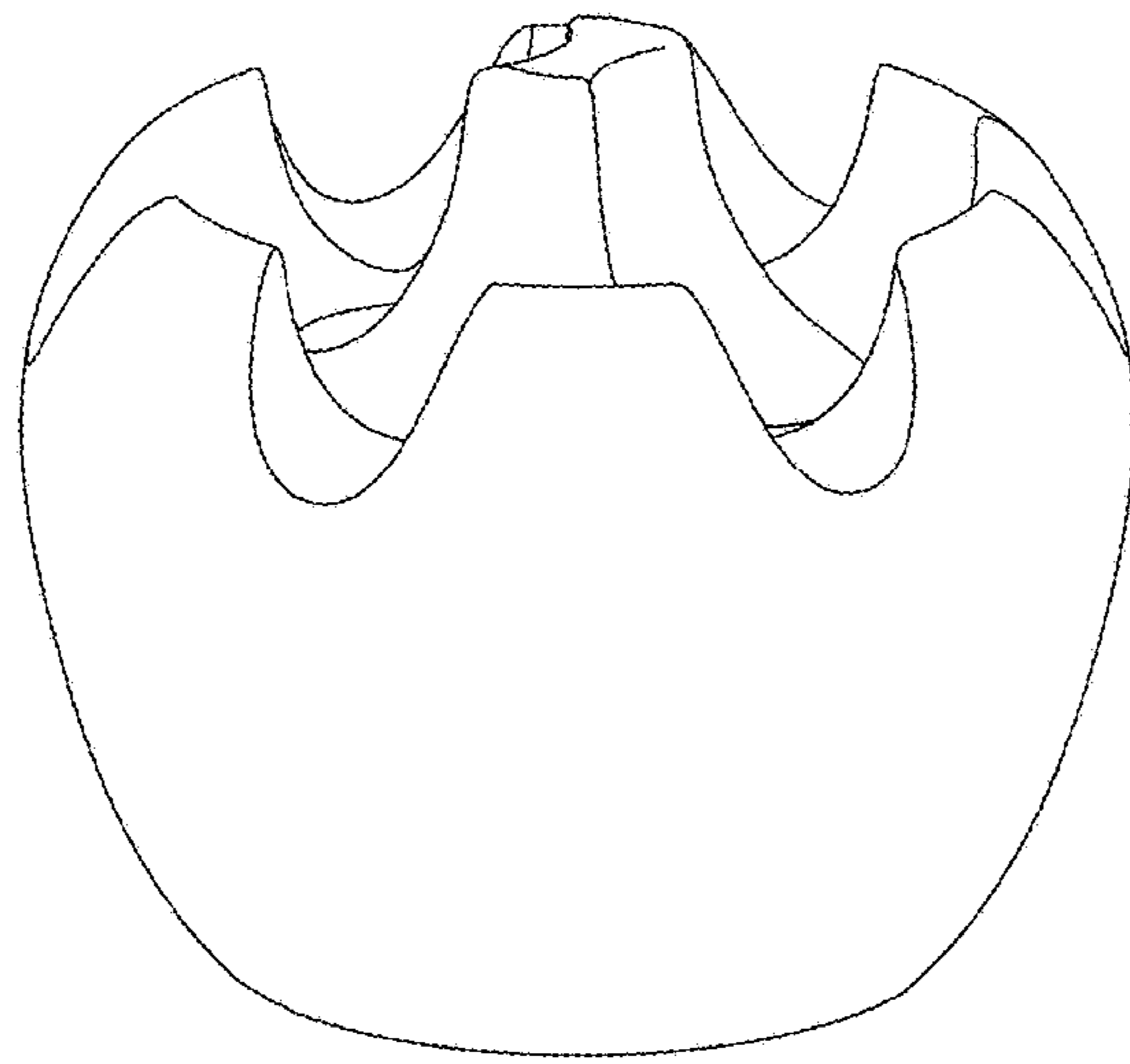


FIG. 1

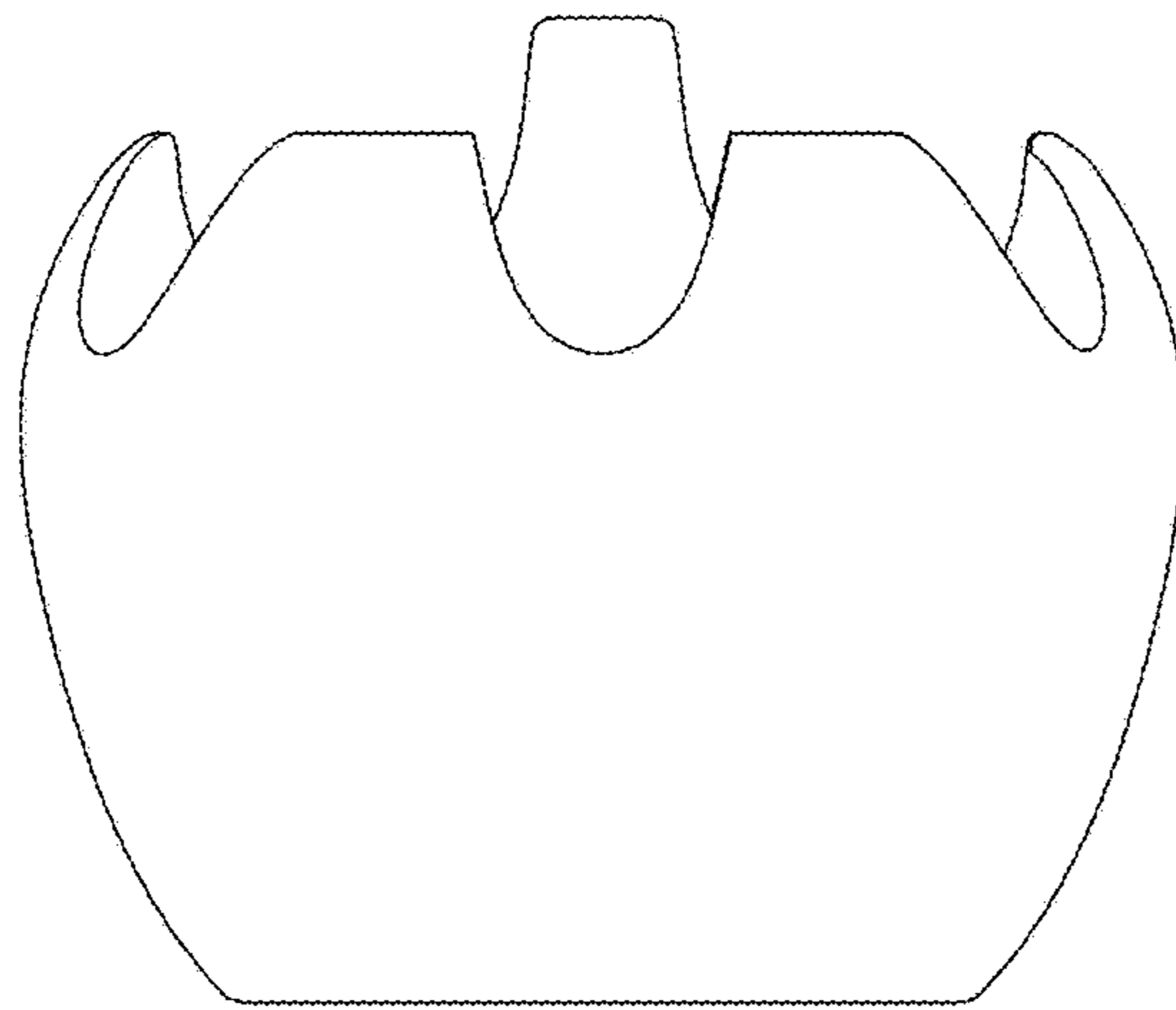


FIG. 2

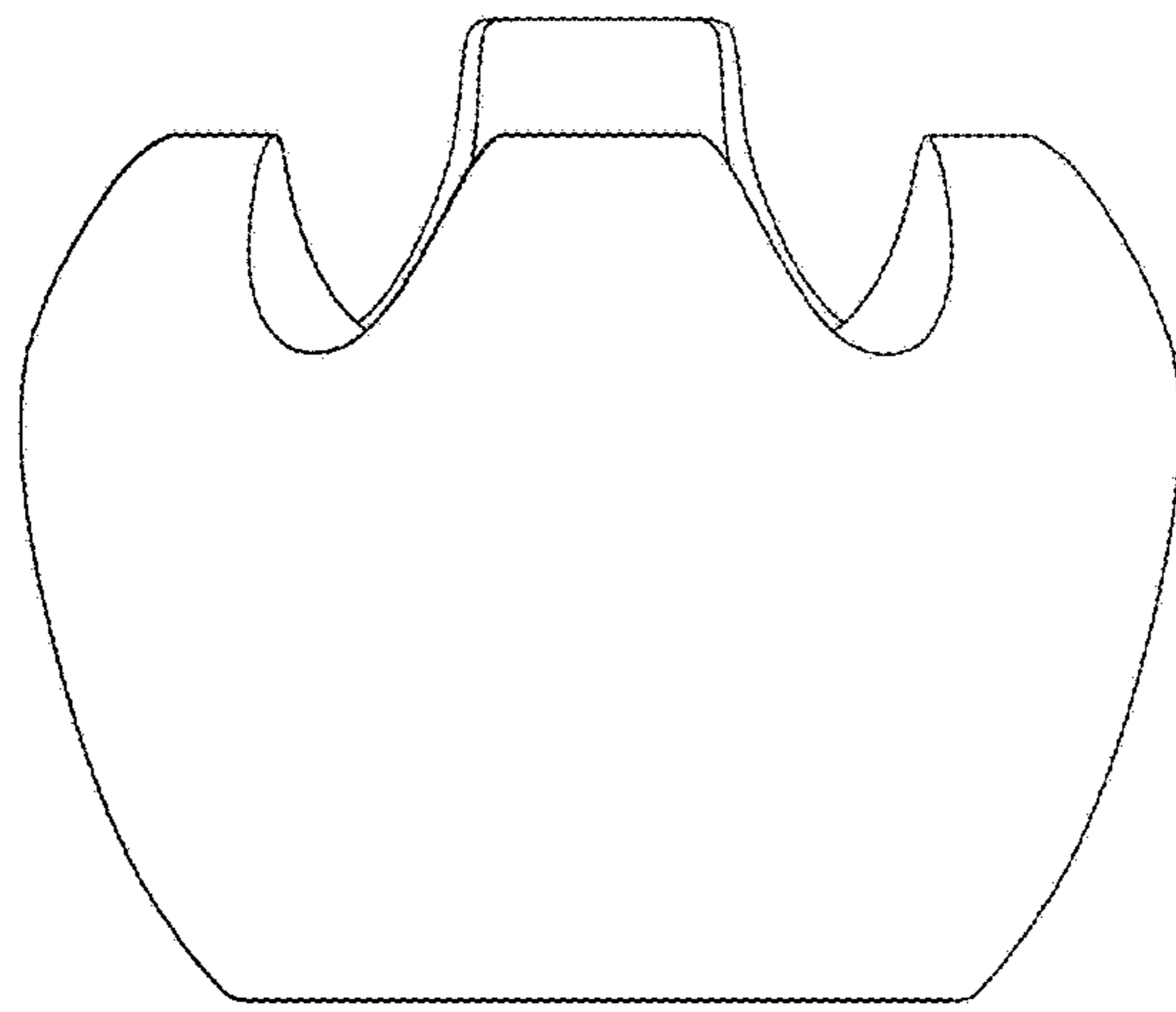


FIG. 3

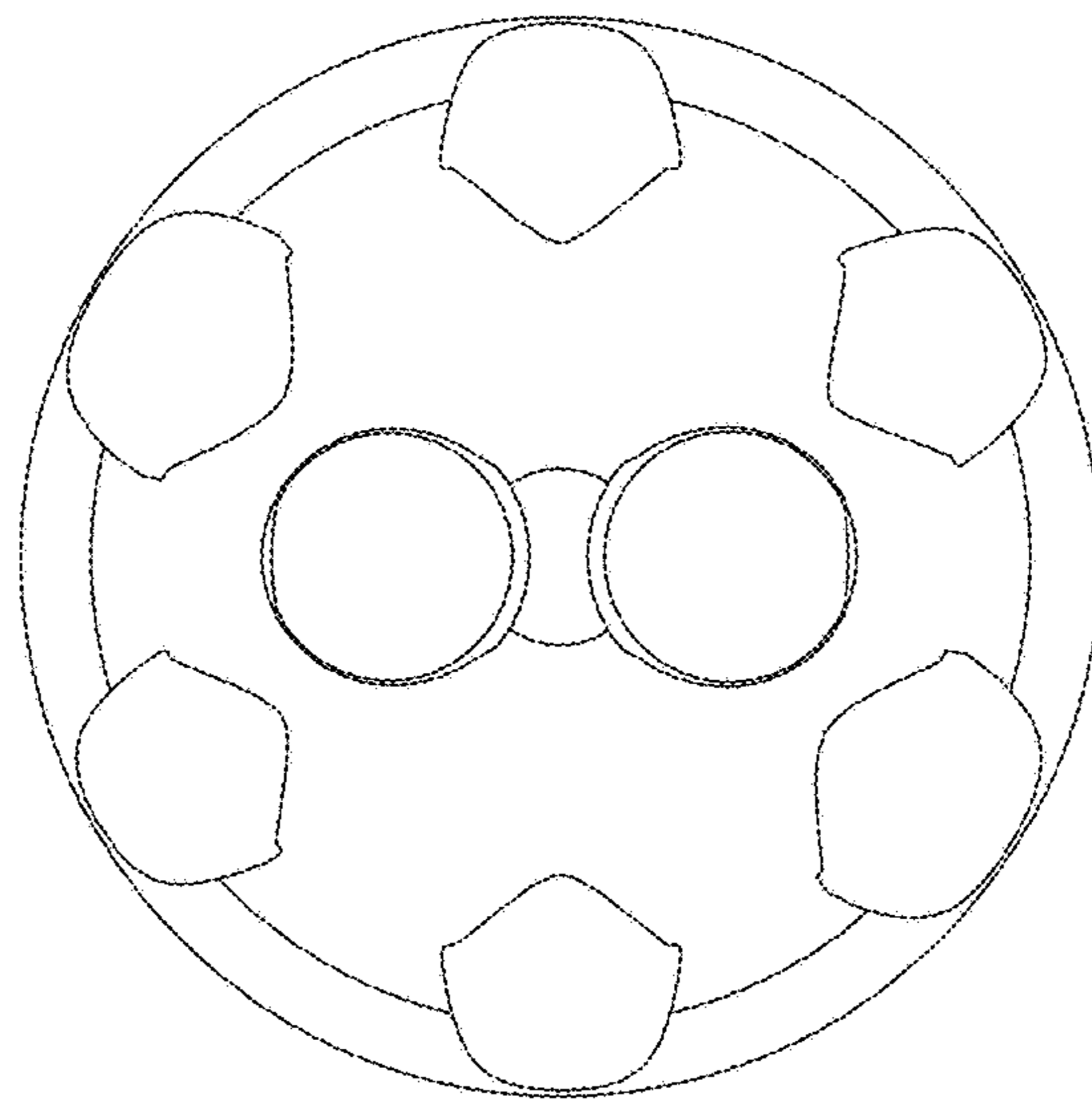


FIG. 4

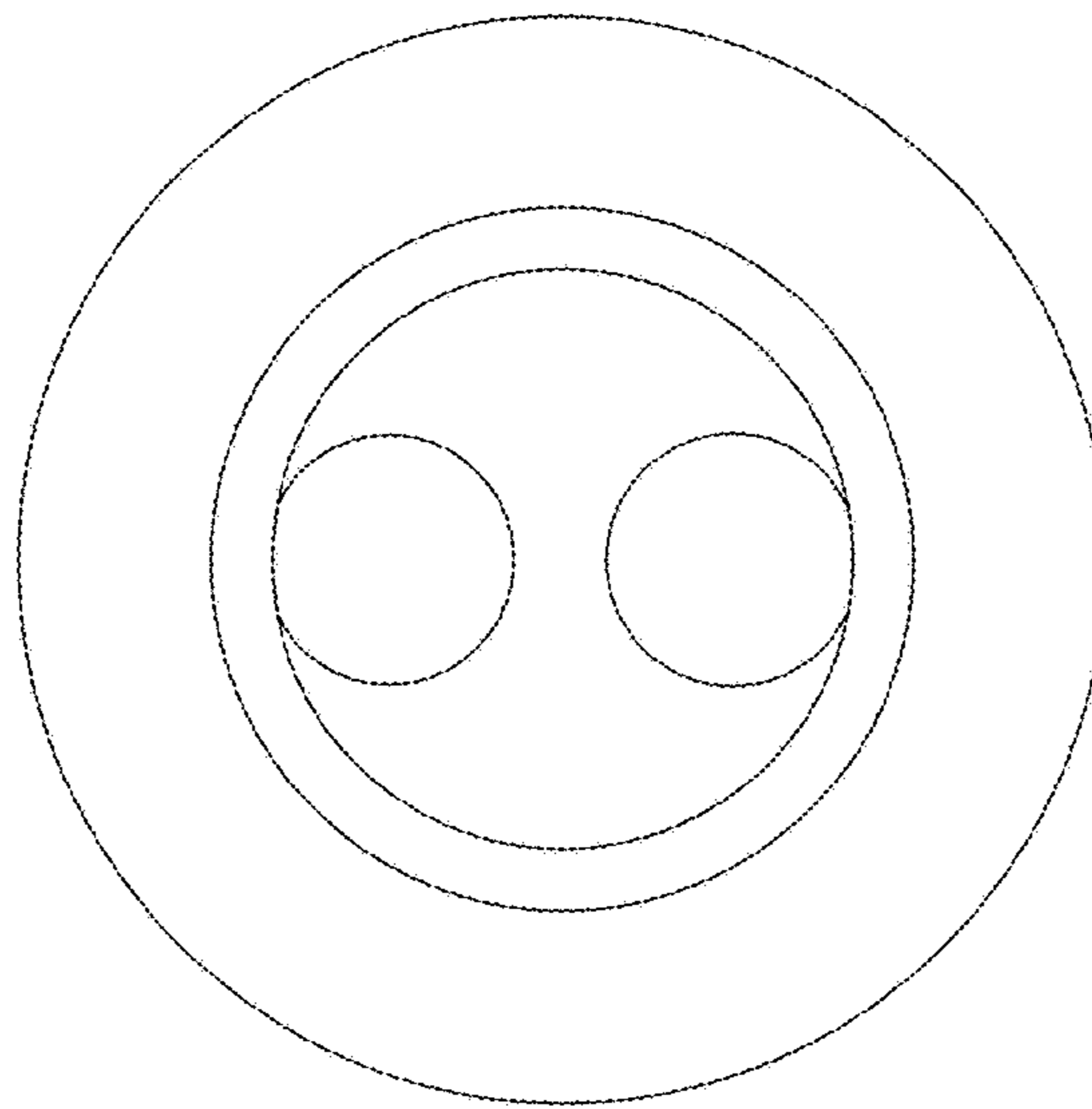


FIG. 5

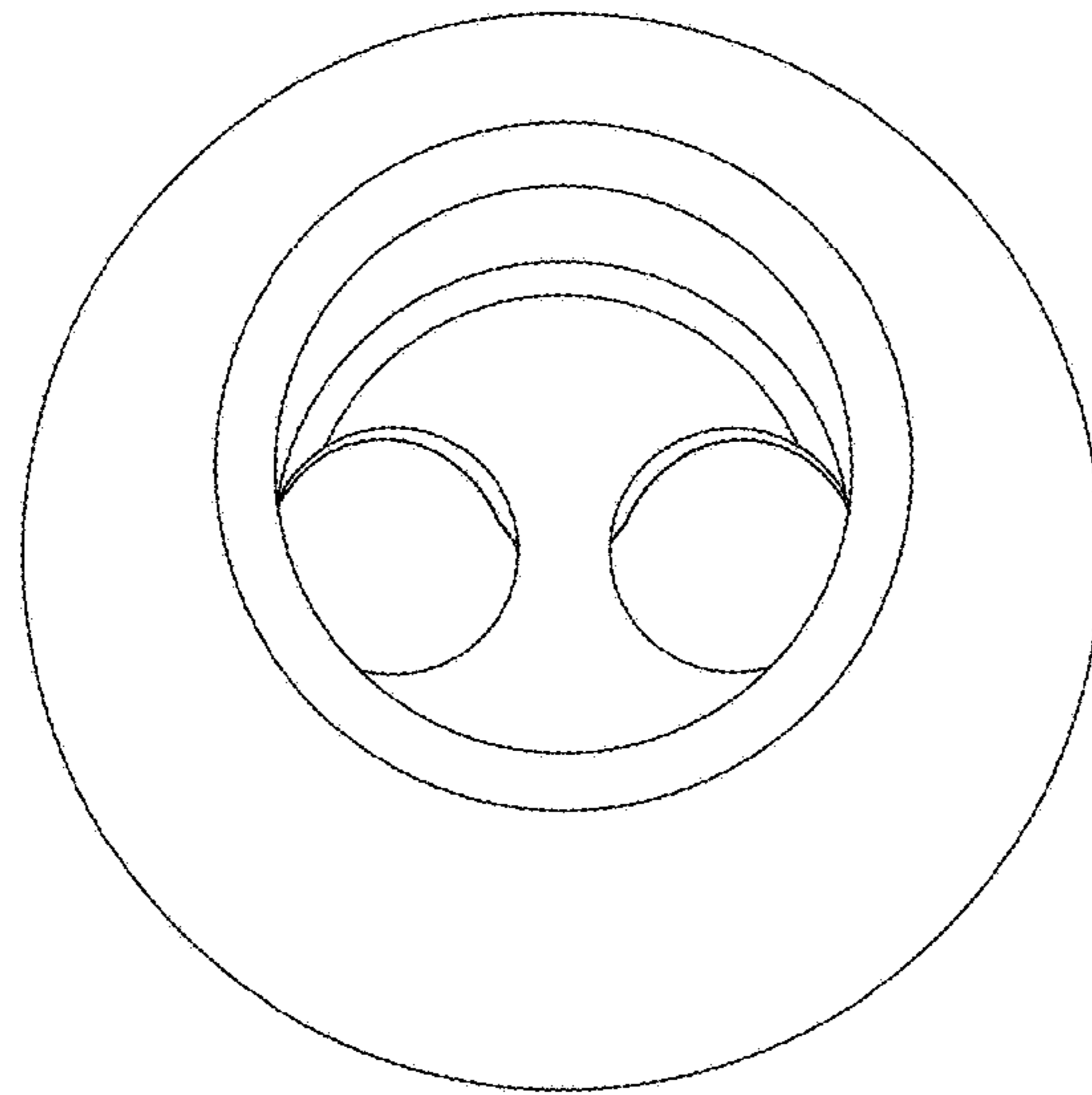


FIG. 6