



US00D862209S

(12) **United States Design Patent**
Fusi

(10) **Patent No.:** **US D862,209 S**
(45) **Date of Patent:** **** Oct. 8, 2019**

(54) **SNAP RING**
(71) Applicant: **FURLA S.P.A.**, San Lazzaro di Savena (IT)
(72) Inventor: **Fabio Fusi**, Tavarnelle Val di Pesa (IT)
(**) Term: **15 Years**
(21) Appl. No.: **35/505,528**
(22) Filed: **Jul. 30, 2018**
(80) **Hague Agreement Data**
Int. Filing Date: **Jul. 30, 2018**
Int. Reg. No.: **DM/102310**
Int. Reg. Date: **Jul. 30, 2018**
Int. Reg. Pub. Date: **Aug. 24, 2018**

(30) **Foreign Application Priority Data**
Feb. 2, 2018 (EM) 004691954
(51) **LOC (12) Cl.** **08-08**
(52) **U.S. Cl.**
USPC **D8/356; D8/367**
CPC **F16B 45/02 (2013.01)**
(58) **Field of Classification Search**
USPC **D8/349, 354, 356, 367**
CPC . **F16B 45/02; B66C 1/125; B66C 1/36; A62B 35/0037**
See application file for complete search history.

(56) **References Cited**
U.S. PATENT DOCUMENTS
D337,935 S * 8/1993 Hawley D8/367
D349,839 S * 8/1994 Gilardelli D8/331
D434,971 S * 12/2000 Cheng D8/367
6,223,372 B1 * 5/2001 Barber B25F 1/00
7/118
D496,251 S * 9/2004 Buscart D8/356
7,320,159 B2 * 1/2008 Petzl F16B 45/02
24/599.5
D579,763 S * 11/2008 Uehara D8/367

7,540,074 B2 * 6/2009 Thompson F16B 45/02
24/599.5
7,845,467 B2 * 12/2010 Petzl A62B 1/14
182/193
D631,331 S * 1/2011 Kelleghan D8/356
D649,018 S * 11/2011 Kope D8/367
D649,862 S * 12/2011 Arvinte D8/339
D659,518 S * 5/2012 Xu D8/356
D662,400 S * 6/2012 Kope D8/356
D665,655 S * 8/2012 Ishii D8/367
D684,452 S * 6/2013 Petzl D8/356
8,544,603 B1 * 10/2013 Rullo A62B 35/00
182/9
D708,047 S * 7/2014 Petzl D8/356
D709,545 S * 7/2014 Goff D16/245
D726,123 S * 4/2015 Su D13/154
D740,645 S * 10/2015 Koreishi D8/367
D764,899 S * 8/2016 Petzl D8/356
D786,049 S * 5/2017 Austin D8/356
D786,655 S * 5/2017 Petzl D8/356
D788,572 S * 6/2017 Votel D8/356
D790,327 S * 6/2017 Renforth D8/356
D796,417 S * 9/2017 Klinck D12/400
9,814,300 B2 * 11/2017 Webster A45F 5/02
D811,838 S * 3/2018 Enrico D8/34

(Continued)

Primary Examiner — Richard E Chilcot

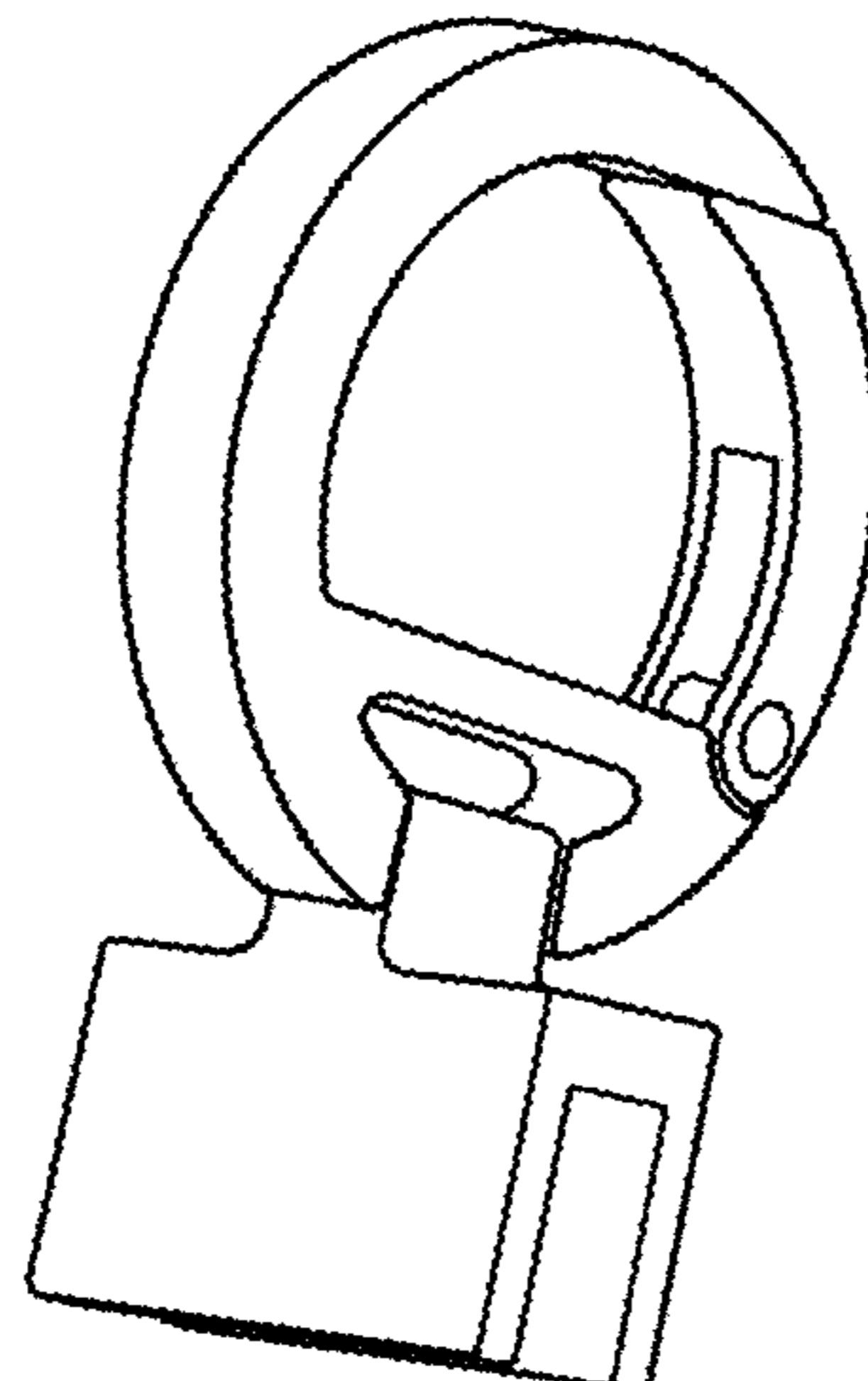
(57) **CLAIM**

The ornamental design for a snap ring, as shown and described.

DESCRIPTION

- 1. Snap ring
- 1.1 : Perspective
- 1.2 : Front
- 1.3 : Back
- 1.4 : Right
- 1.5 : Left
- 1.6 : Top
- 1.7 : Bottom
- 1.8 : Front

1 Claim, 8 Drawing Sheets



(56)

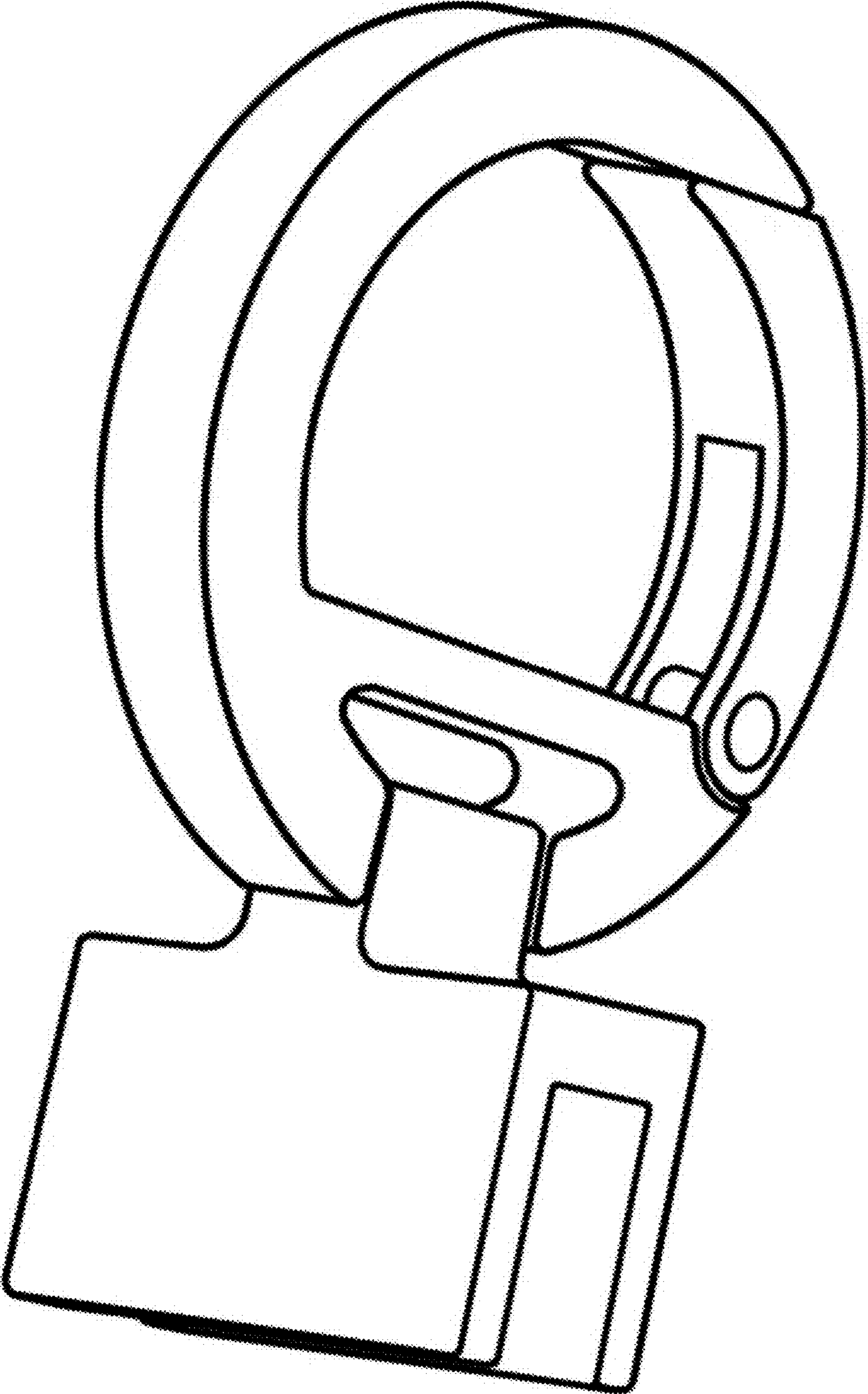
References Cited

U.S. PATENT DOCUMENTS

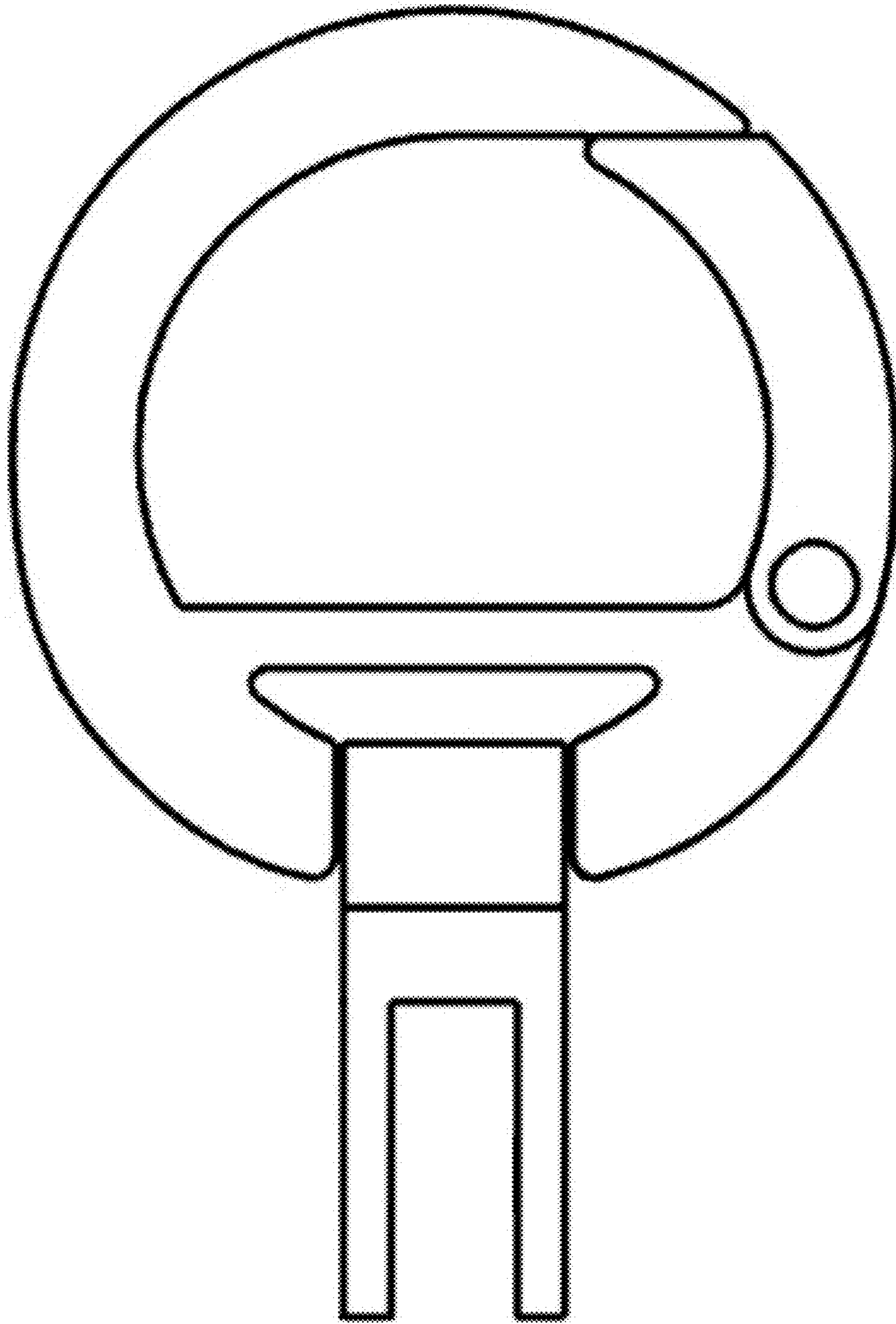
D827,418	S *	9/2018	Austin	D8/356
D834,803	S *	12/2018	Gobbi	D2/962
D846,799	S *	4/2019	Moore	D27/174
2007/0186393	A1 *	8/2007	Thompson	F16B 45/02 24/599.9
2008/0022497	A1 *	1/2008	Thompson	F16B 45/02 24/598.1
2009/0056088	A1 *	3/2009	Petzl	F16B 45/02 24/599.9
2011/0023275	A1 *	2/2011	Thompson	F16B 45/02 24/594.1
2011/0138587	A1 *	6/2011	Walker	F16B 45/02 24/599.5
2012/0011688	A1 *	1/2012	Yang	F16B 45/02 24/599.8
2014/0123447	A1 *	5/2014	Calvert	F16B 45/025 24/599.9
2014/0245576	A1 *	9/2014	Perner	F16B 45/02 24/600.1
2016/0061251	A1 *	3/2016	Rogelja	F16B 45/02 24/598.3
2016/0281766	A1 *	9/2016	Moine	A62B 35/0037
2016/0363159	A1 *	12/2016	Yeh	F16B 45/02
2019/0128308	A1 *	5/2019	Martin	F16B 21/186

* cited by examiner

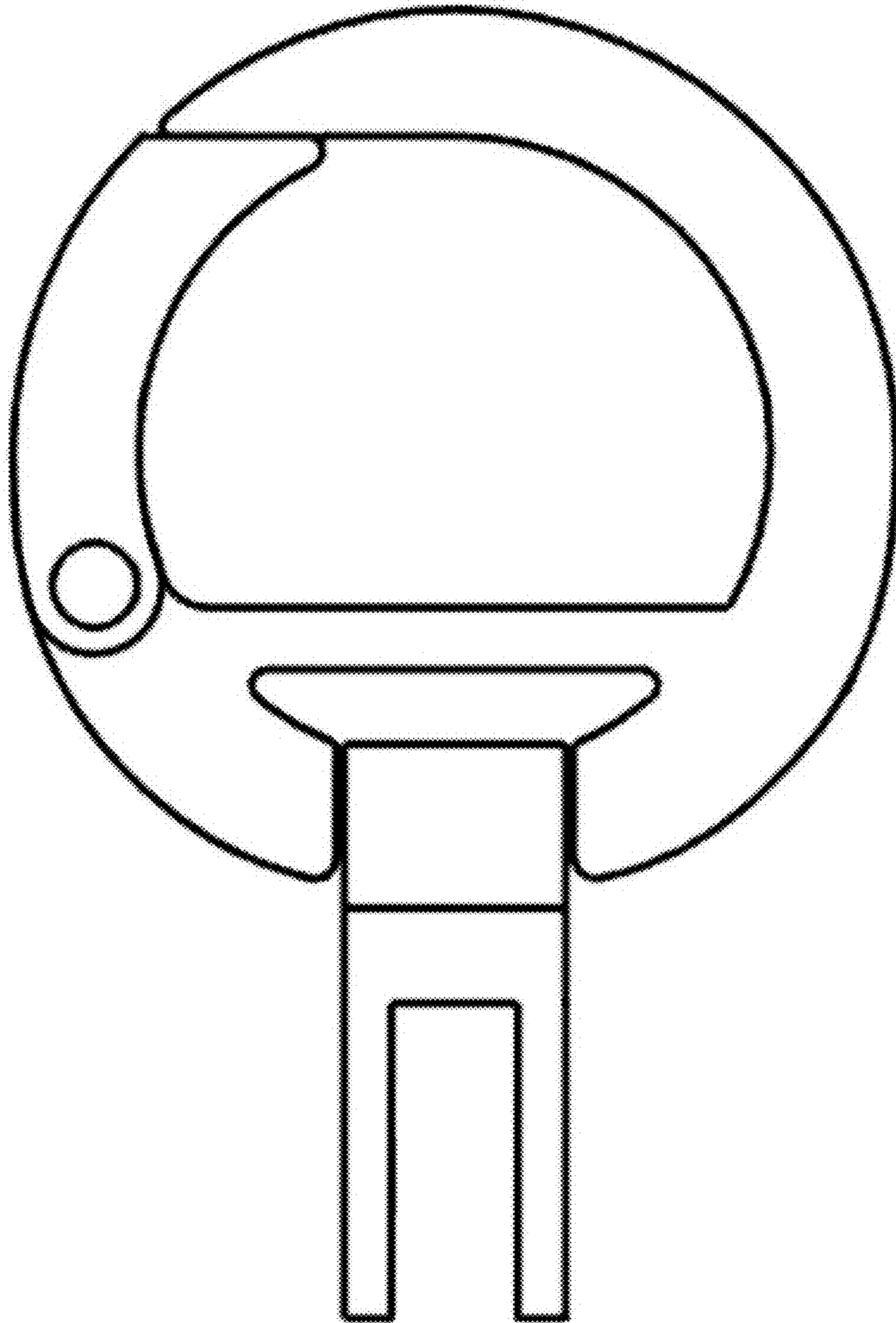
1.1



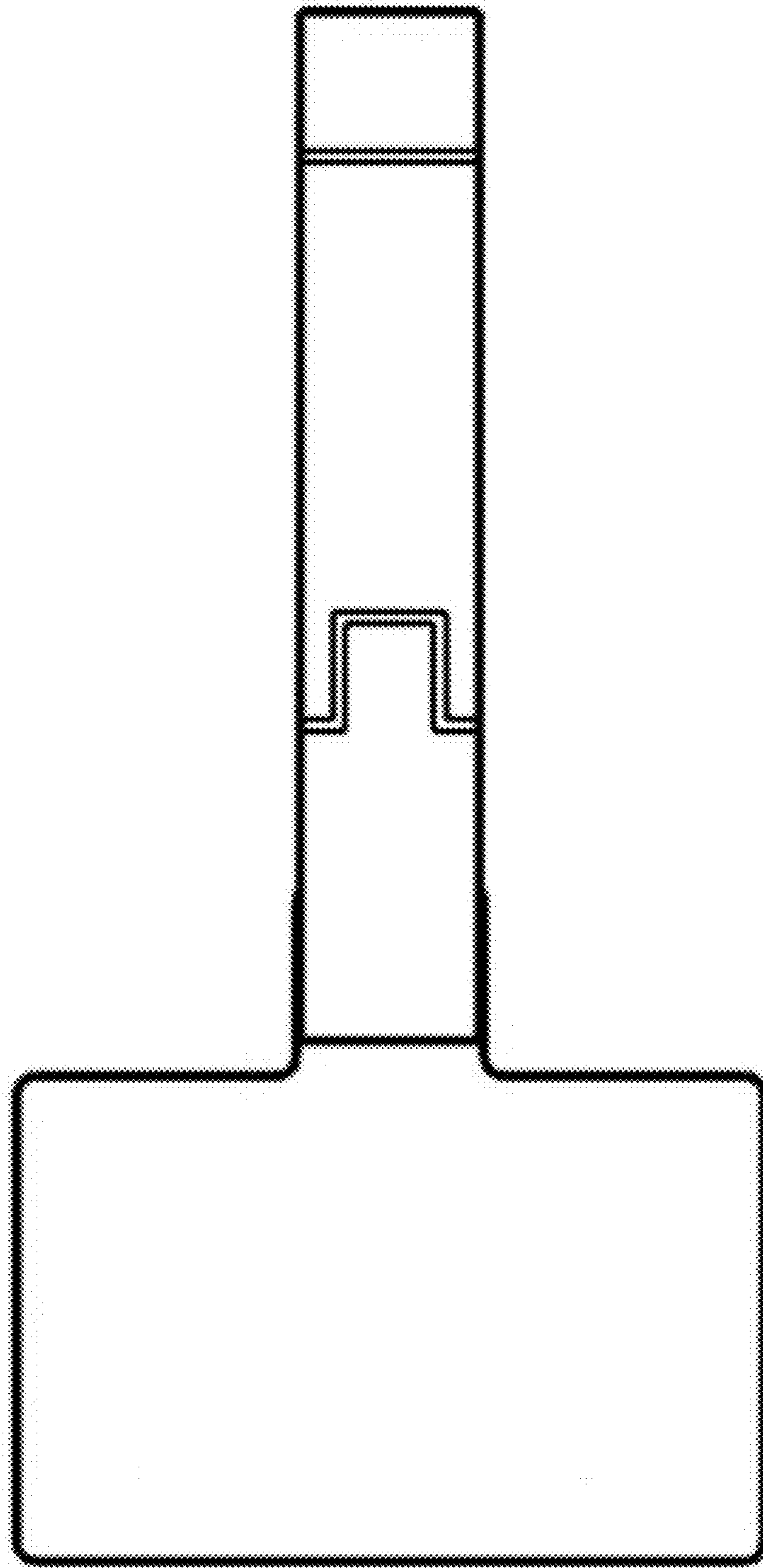
1.2



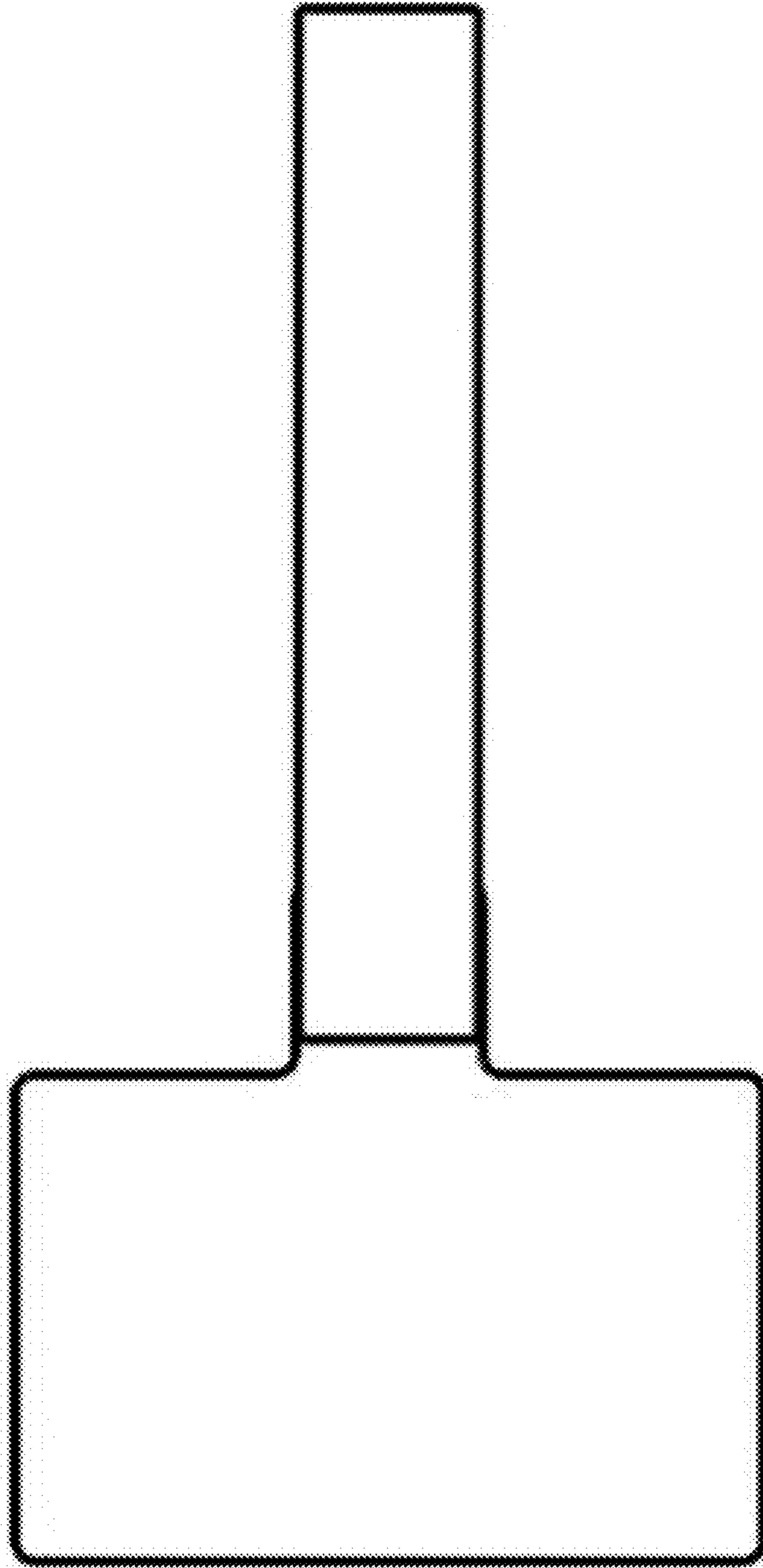
1.3



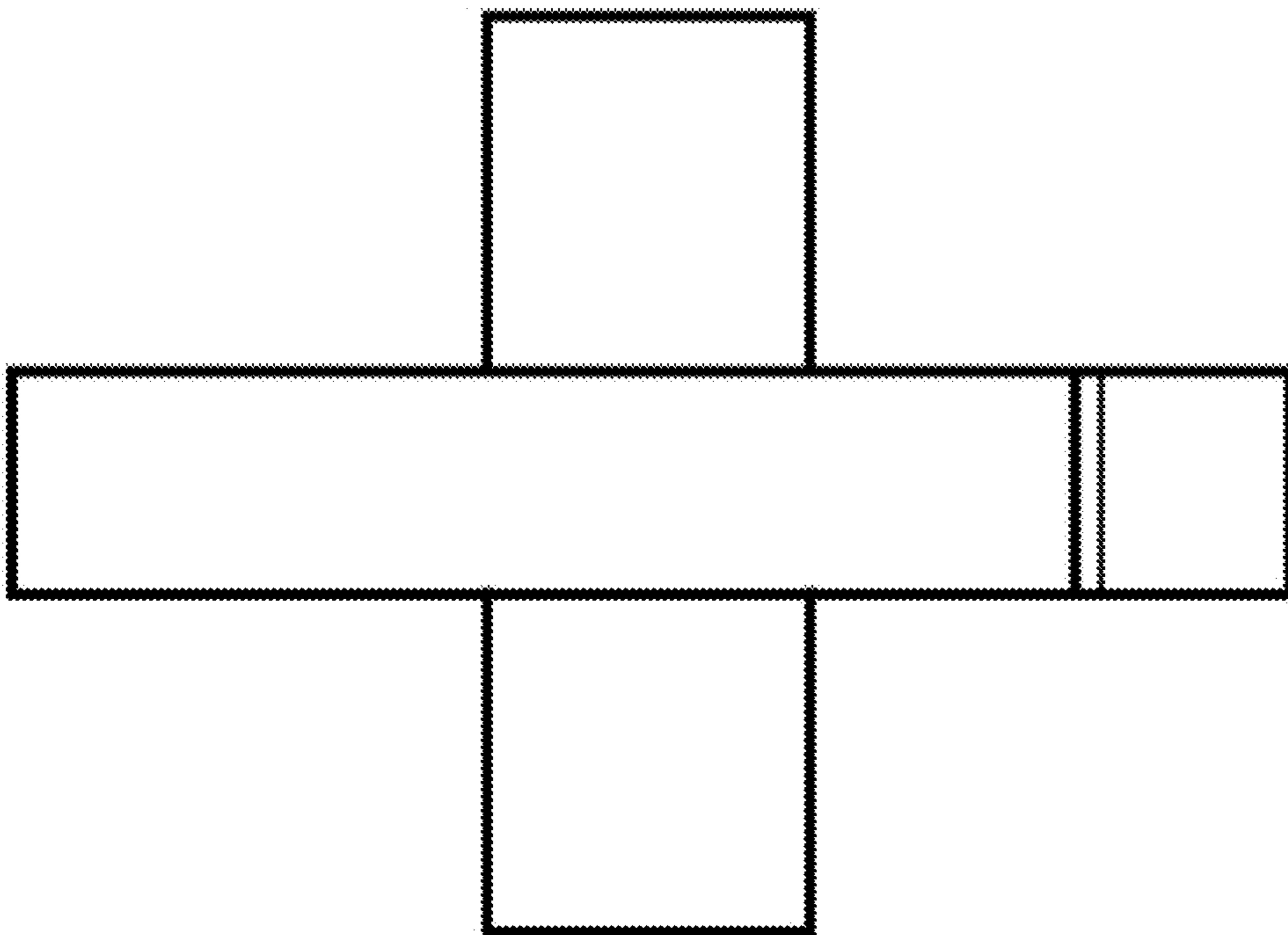
1.4



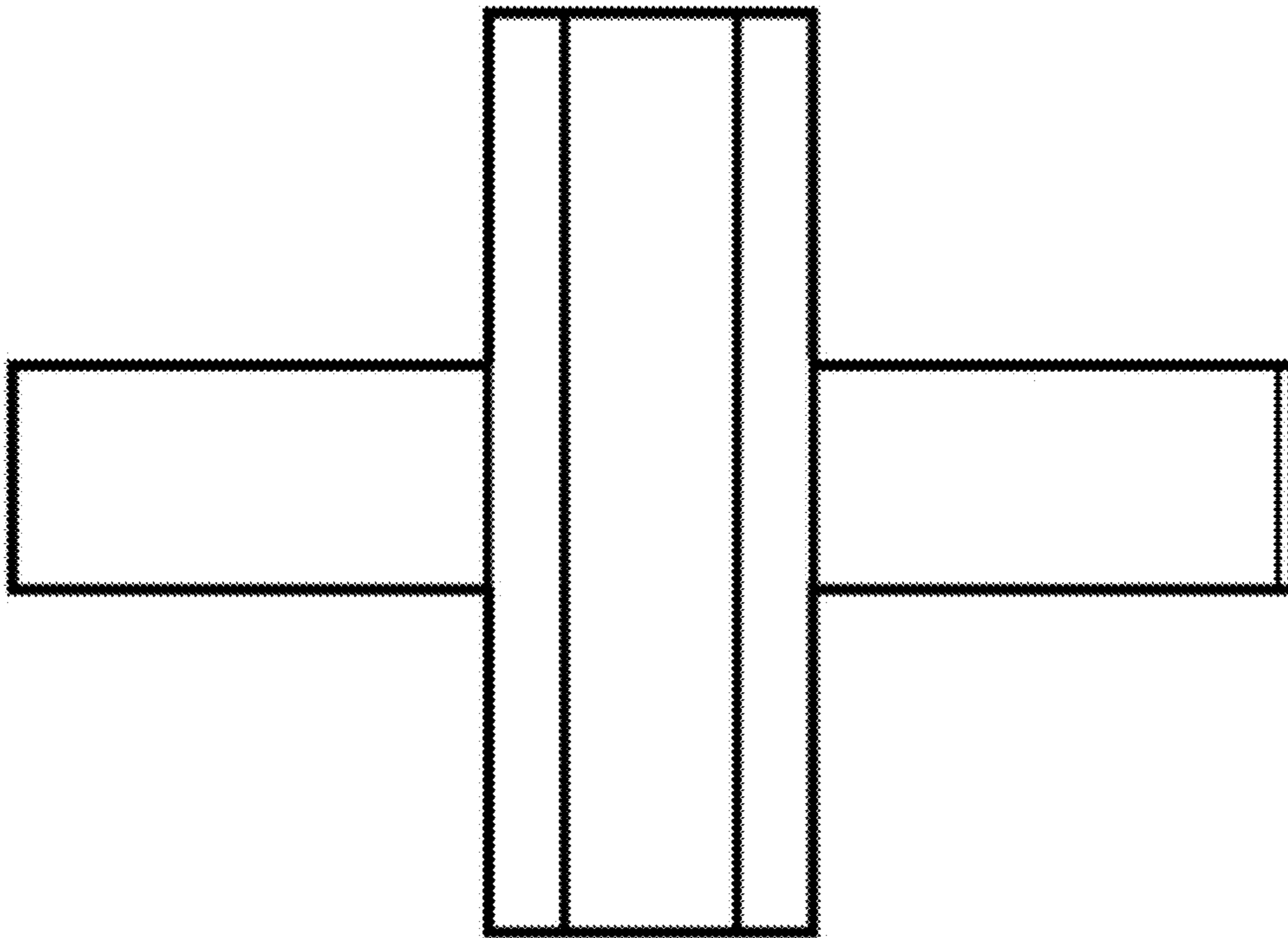
1.5



1.6



1.7



1.8

