

US00D862202S

(12) **United States Design Patent** (10) **Patent No.:** **US D862,202 S**
Niu (45) **Date of Patent:** **** Oct. 8, 2019**

(54) **CONNECTED SPACER**
(71) Applicant: **General Electric Company**,
Schenectady, NY (US)
(72) Inventor: **Ke Niu**, Erie, PA (US)
(73) Assignee: **GE Global Sourcing LLC**, Norwalk,
CT (US)
(**) Term: **15 Years**
(21) Appl. No.: **29/531,226**
(22) Filed: **Jun. 24, 2015**
(51) **LOC (12) Cl.** **08-05**
(52) **U.S. Cl.**
USPC **D8/354**
(58) **Field of Classification Search**
USPC D21/500, 501, 502; D10/103; D8/354,
D8/353
CPC A47L 15/506; A47L 15/504
See application file for complete search history.

6,116,981 A * 9/2000 Zheng A63H 33/065
446/106
6,122,164 A * 9/2000 Liao G06F 1/1658
248/500
D471,679 S * 3/2003 Henzey D32/3
D583,220 S * 12/2008 Ni D8/353
D600,944 S * 9/2009 McConnell D6/675
D666,892 S * 9/2012 Marrero D8/353
D686,676 S * 7/2013 Telford D21/486
8,522,998 B2 * 9/2013 Crookshanks A47L 15/501
211/41.8
9,709,686 B2 * 7/2017 Bradford G01T 1/2985

* cited by examiner

Primary Examiner — Janice Hallmark
Assistant Examiner — Harold E Blackwell, II
(74) *Attorney, Agent, or Firm* — McCoy Russell LLP

(57) **CLAIM**

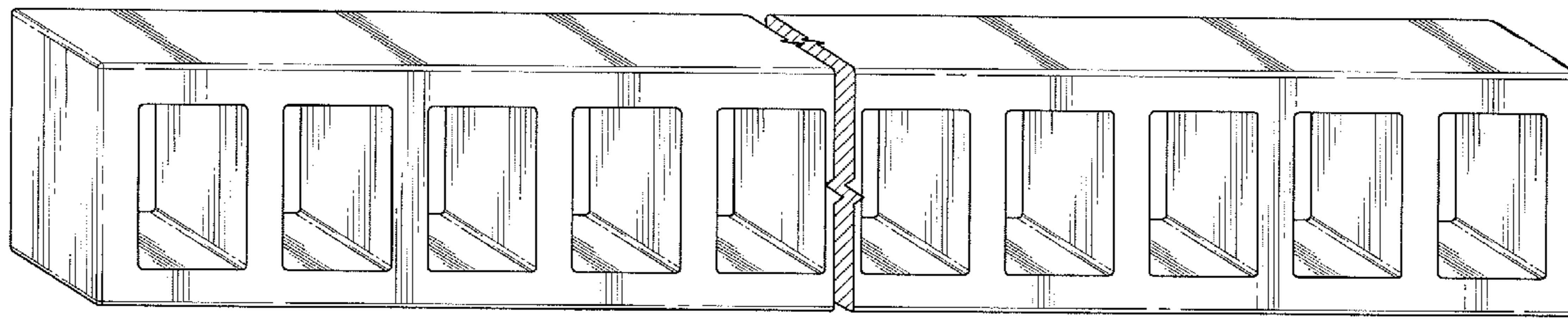
The ornamental design for a connected spacer, as shown and described.

DESCRIPTION

FIG. 1 is a perspective view of a connected spacer of a new design, wherein the break lines indicate variable length; FIG. 2 is a top plan view thereof, wherein the break lines indicate variable length, the bottom being a mirror image; FIG. 3 is a right side view thereof, the left side being a mirror image; and, FIG. 4 is a front view thereof, wherein the break lines indicate variable length, the rear being a mirror image. The broken line portion of the figure drawings is included to show unclaimed subject matter only and forms no part of the claimed design. The break lines and a bracket are used to indicate that, for ease of illustration, the precise length of the connected spacer is not claimed. The appearance of any portion of the article between the break lines forms no part of the claimed design.

1 Claim, 3 Drawing Sheets

(56) **References Cited**
U.S. PATENT DOCUMENTS
4,339,051 A * 7/1982 Crawford A47L 15/502
220/607
4,362,977 A * 12/1982 Evans B25J 9/1692
318/568.11
5,014,115 A * 5/1991 Moser H01L 23/66
257/659
D396,499 S * 7/1998 Larws D21/484
D408,557 S * 4/1999 Behunin D25/114
D408,930 S * 4/1999 Behunin D25/114
D409,313 S * 5/1999 Behunin D25/114
5,947,786 A * 9/1999 Glick A63H 33/04
446/85
5,969,952 A * 10/1999 Hayashi H05K 3/3426
257/696



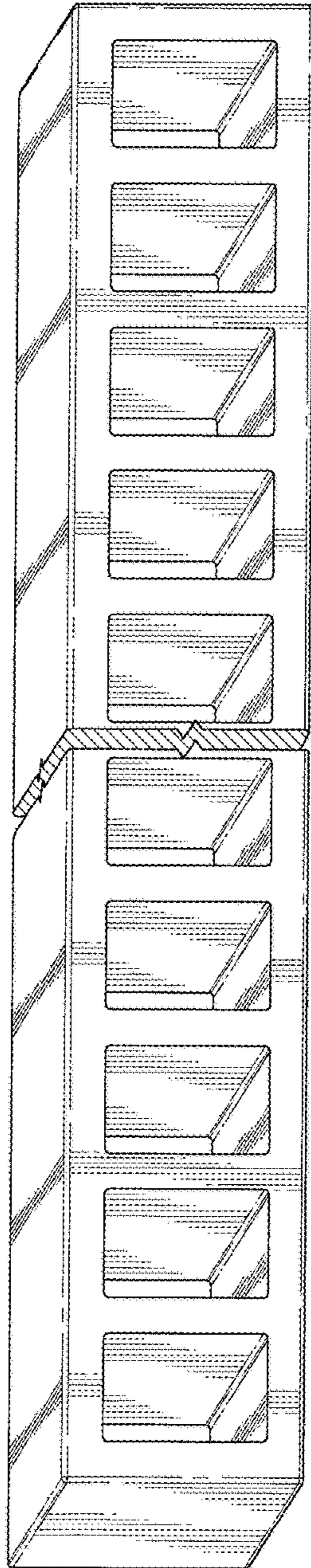


FIG. 1

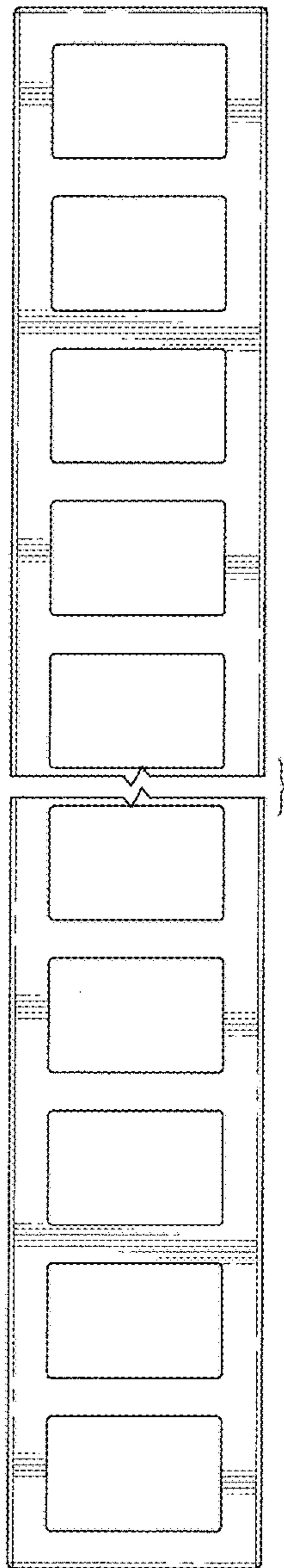


FIG. 2




FIG. 3

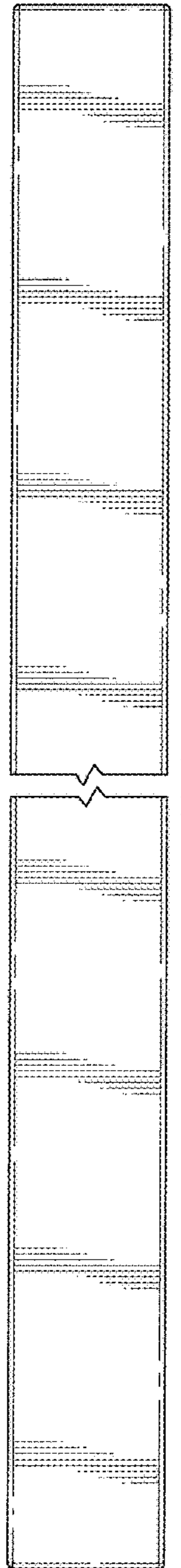


FIG. 4