



US00D862201S

(12) **United States Design Patent**
Baldwin

(10) **Patent No.:** **US D862,201 S**

(45) **Date of Patent:** **** Oct. 8, 2019**

- (54) **WALL PLATE ADAPTER**
- (71) Applicant: **Jeffrey Baldwin**, Anthem, AZ (US)
- (72) Inventor: **Jeffrey Baldwin**, Anthem, AZ (US)
- (**) Term: **15 Years**
- (21) Appl. No.: **29/650,610**
- (22) Filed: **Jun. 7, 2018**
- (51) **LOC (12) Cl.** **11-05**
- (52) **U.S. Cl.**
USPC **D8/350; D8/353**
- (58) **Field of Classification Search**
USPC D8/350, 353; D13/139.1–139.8, 146,
D13/147, 152, 154, 156, 158, 169, 171,
D13/173, 17, 184; 362/95; 174/66, 67;
220/241, 242; 439/136, 143, 328
CPC .. H01R 24/78; H01R 2103/00; H01R 13/665;
H01R 13/717; H01R 25/006; H02G
3/081; H02G 3/18; H02G 3/14; H02G
3/123; H02G 3/12; H02G 3/08; F21Y
2115/10; F21Y 2101/00; F21V 33/006;
F21V 33/00; F21S 8/035; H05B 33/0803;
H05B 33/0809; H05B 33/0812; H05B
33/06; H05B 33/02; H01H 9/18; H01H
9/182; Y02B 20/343
See application file for complete search history.

- 5,180,886 A * 1/1993 Dierenbach H02G 3/14
174/66
- 5,189,259 A * 2/1993 Carson H01H 9/02
174/57
- 5,263,676 A * 11/1993 Medlin, Jr. H02G 3/126
220/3.6
- 5,299,943 A * 4/1994 Shieh H01R 13/4534
174/53
- 5,449,860 A * 9/1995 Buckshaw H02G 3/14
174/67
- 5,484,308 A * 1/1996 Gotz H01R 13/502
439/536
- D379,621 S * 6/1997 Federowicz D13/154
- 5,965,844 A * 10/1999 Lippa H02G 3/14
174/481
- 7,030,318 B2 * 4/2006 Tufano H02G 3/14
174/66
- D529,787 S * 10/2006 Swiencicki D8/350
- D532,288 S * 11/2006 Chan-Richter D8/350
- D539,118 S * 3/2007 Chan-Richter D8/350
- D539,119 S * 3/2007 Chan-Richter D8/350

(Continued)

Primary Examiner — Mark A Goodwin
(74) *Attorney, Agent, or Firm* — Booth Udall Fuller, PLC

(57) **CLAIM**

I claim the ornamental design for a wall plate adapter, as shown and described.

DESCRIPTION

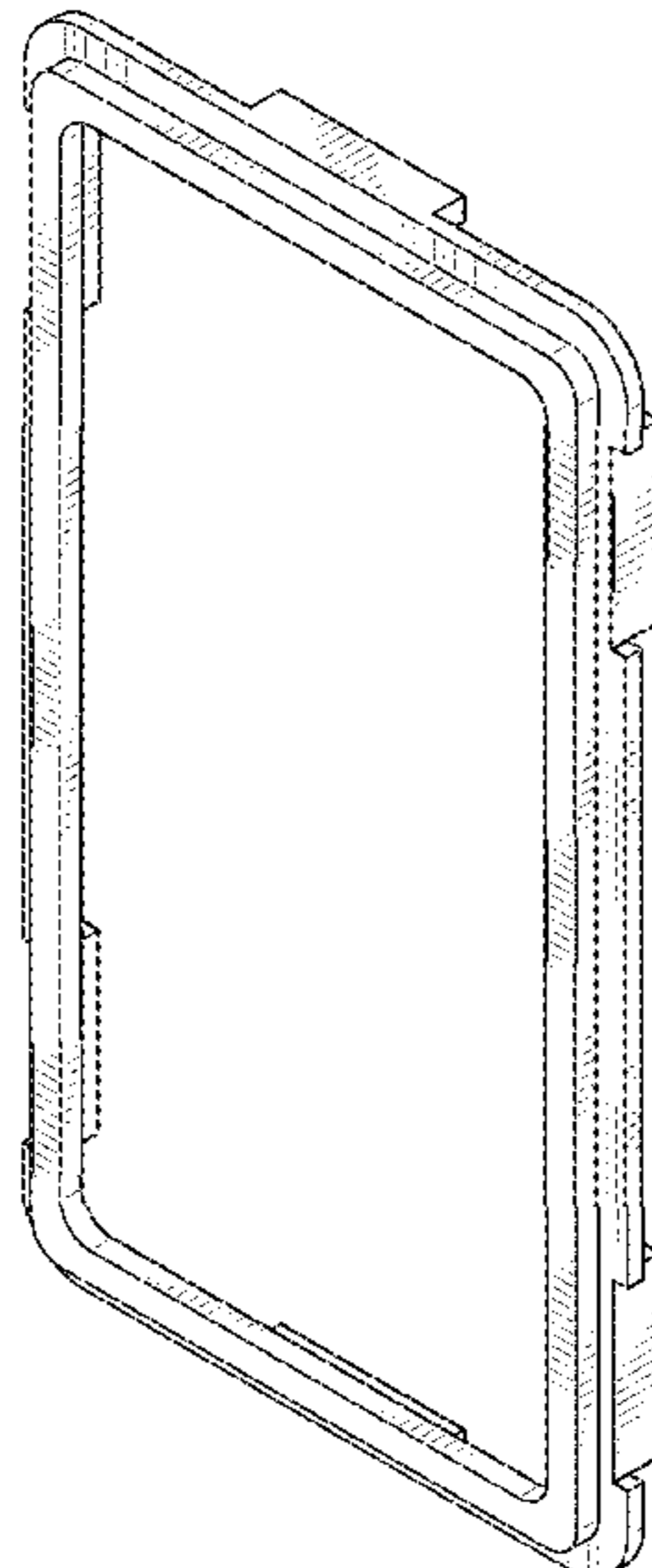
FIG. 1 is a perspective view of a wall plate adapter showing my new design;
FIG. 2 is a front elevational view thereof;
FIG. 3 is a rear elevational view thereof;
FIG. 4 is a left side view thereof;
FIG. 5 is a right side view thereof;
FIG. 6 is a top plan view thereof;
FIG. 7 is a bottom plan view thereof; and,
FIG. 8 is a sectional view taken generally about line 8-8 in FIG. 2.

1 Claim, 6 Drawing Sheets

(56) **References Cited**

U.S. PATENT DOCUMENTS

- 4,756,695 A * 7/1988 Lane H01R 24/62
439/535
- 4,835,343 A * 5/1989 Graef H02G 3/14
174/66
- D310,319 S * 9/1990 Brookman D13/154
- 4,989,353 A * 2/1991 Astolfi A47G 1/142
40/761
- 5,041,698 A * 8/1991 Takagi H02G 3/14
174/66



(56)

References Cited

U.S. PATENT DOCUMENTS

D550,076 S *	9/2007	Ni	D8/353	8,420,956 B2 *	4/2013	Alderson	H02G 3/12
7,439,443 B2 *	10/2008	Dinh	H02G 3/126					174/480
				174/481	D688,117 S *	8/2013	Barber	D8/353
7,456,358 B2 *	11/2008	Swiencicki	H02G 3/14	D719,524 S *	12/2014	DeCosta	D13/155
				174/66	D722,029 S *	2/2015	Hagarty	D13/152
7,576,285 B1 *	8/2009	Savicki, Jr.	H02G 3/14	9,281,139 B2 *	3/2016	de Peralta	H02G 3/14
				174/53	D813,647 S *	3/2018	Burmeister-Brown	D8/353
7,683,257 B1 *	3/2010	Shotey	H02G 3/14	2005/0130466 A1 *	6/2005	Oddsden	H01R 13/648
				174/53					439/92
D623,596 S *	9/2010	Lamoureux	H01R 27/02	2005/0257951 A1 *	11/2005	Xu	H02G 3/14
				D13/139.1					174/66
D635,099 S *	3/2011	Kramer	D13/152	2006/0005989 A1 *	1/2006	Swiencicki	H02G 3/14
D643,701 S *	8/2011	Weber	D8/353					174/66
8,124,888 B2 *	2/2012	Etemad-Moghadam	H02G 3/14	2006/0086525 A1 *	4/2006	Xu	H02G 3/14
				174/481					174/66
D666,077 S *	8/2012	Peckham	D8/353	2009/0205864 A1 *	8/2009	McCarthy	H02G 3/081
D666,471 S *	9/2012	Peckham	D8/353					174/481
8,294,028 B2 *	10/2012	Huang	H02G 3/14	2012/0268901 A1 *	10/2012	Jeschko	H01H 23/06
				174/66					361/747
					2014/0246218 A1 *	9/2014	Shotey	H02G 3/14
									174/66
					2017/0237187 A1 *	8/2017	Read	F16M 13/02
									439/366

* cited by examiner

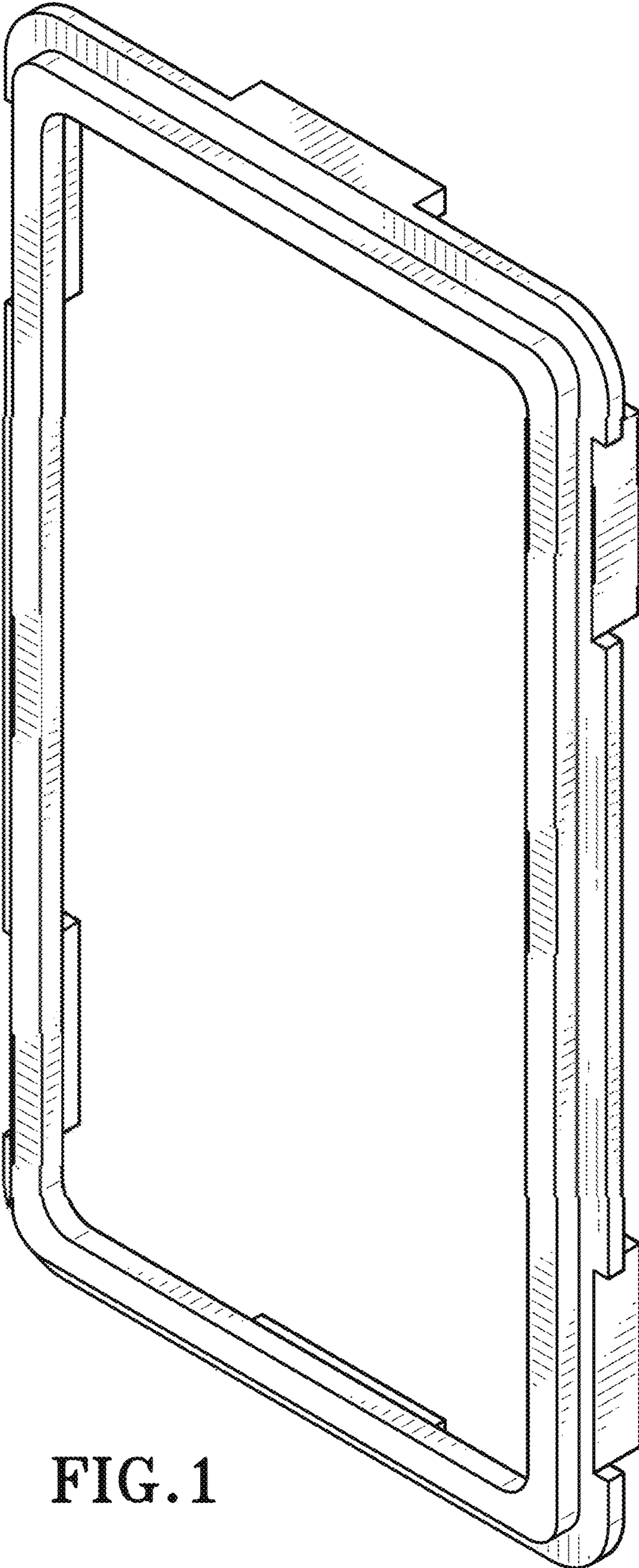


FIG. 1

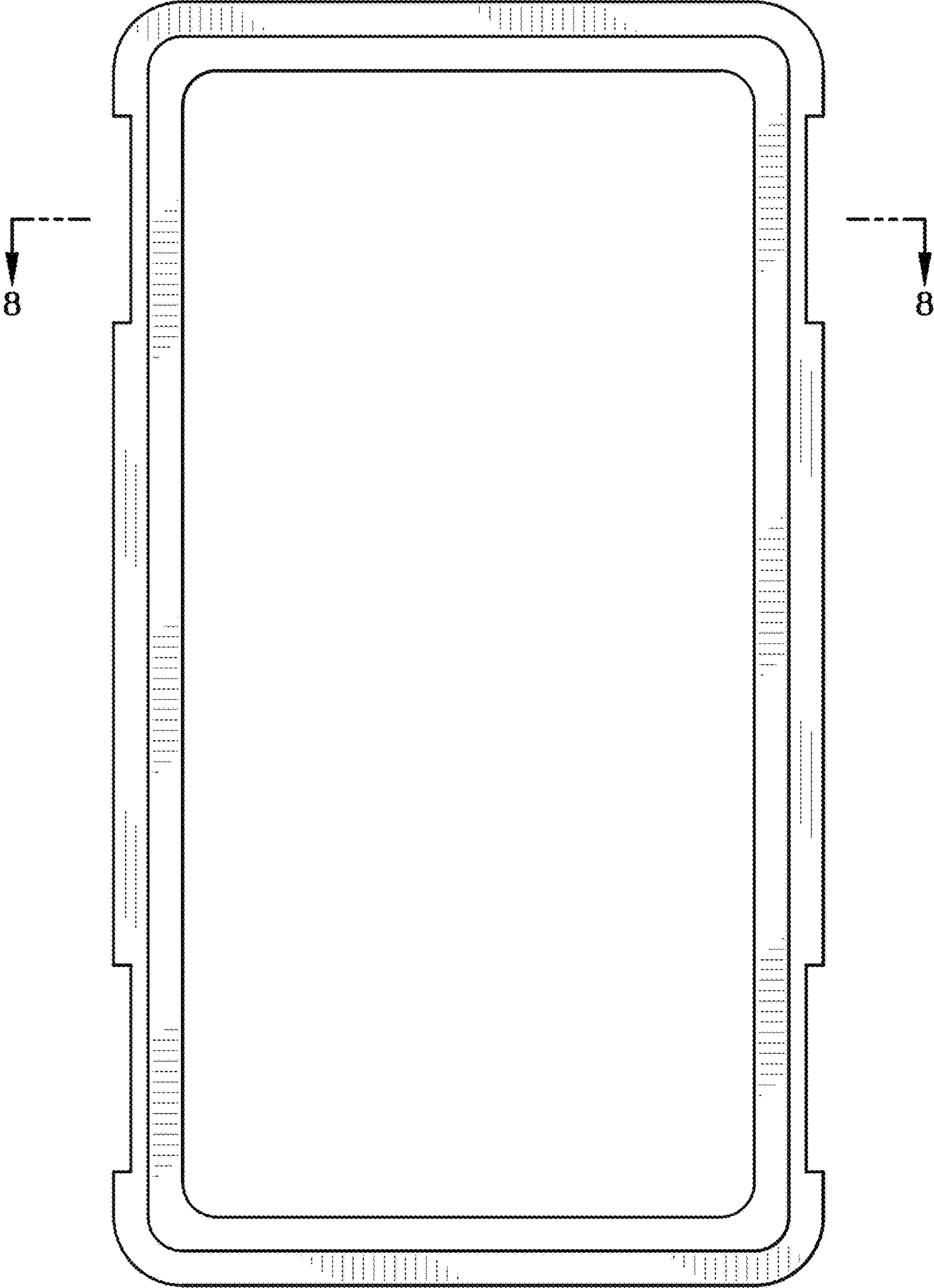


FIG. 2




FIG. 3




FIG. 4

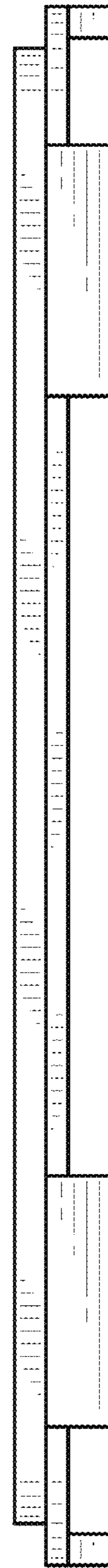


FIG. 5



FIG. 6




FIG. 7

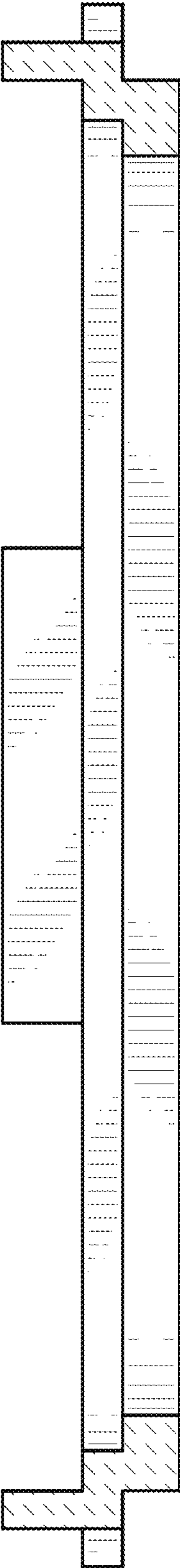


FIG. 8